4000509190 - HA16 RTJ - HA16 RTJ O - HA16 RTJ PRO HA46 RTJ O - HA46 RTJ PRO- E 01.16

F	Pièces de rechange		I	Pezzi di ricambio
GB	Spare parts		P	Peças sobressalentes
D	Ersatzteile		S	Reservdel
NL	Onderdelen		SF	Varaosa
DK	Reservedele		USA	Spare parts
E	Piezas de repuesto		CAN	Spare parts

Registered Quality System ISO 9001 V2000 Haulotte GROUP CERTIFIED COMPANY

CE

WWW.HAULOTTE.COM

Pinguely-Haulotte - La Péronnière - BP 9 - 42152 l'Horme - France - Tel : +33 (0)4 77 29 24 24 - Fax : +33 (0)4 77 29 43 95 - email : haulotte@haulotte.com

1ère DATE D'EDITION *1st DATE PUBLICATION*	**E 04.14**	**CODE** / *CODE* : 4000509190 **TYPE** / *TYPE* : HA16 RTJ - HA16/46 RTJ O - HA16/46 RTJ PRO

DATE D'EDITION / *DATE PUBLICATION*	**OBSERVATION** / *OBSERVATION*	**DEMANDE DE MODIFICATION** / *REQUEST OF MODIFICATION*
E 04.14	**Création du catalogue / Creating of catalogue**	NE SC 0177
E 07.14	**Mise à jour du catalogue PR** Update of the spare parts catalog	NE SC 0192
E 12.14	**Mise à jour du catalogue PR** Update of the spare parts catalog	NE SC 0222
E 01.15	**Mise à jour du catalogue PR** Update of the spare parts catalog	NE SC 0230
E 01.16	**Mise à jour du catalogue PR avec changement de référence Haulotte (4000226580)** Update of the spare parts catalog with new Haulotte part number (4000226580)	NE SC 0295

PROCEDURE DE COMMANDE DE PIECE

Les conseillers pièces de rechange Haulotte Services sont toujours à votre écoute pour vous aider à identifier la pièce dont vous avez besoin.
Pour éviter toute erreur d'identification de pièce, nous vous recommandons de préciser ces éléments lors de votre commande :

- numéro de série de la machine
- code catalogue et édition
- référence de la pièce souhaitée
- quantité souhaitée

PARTS ORDER PROCEDURE

Haulotte Services parts advisors remain at your full disposal to help you identify the parts you need.

To avoid any wrong part identification, we recommend you to advice HAULOTTE the following details when ordering:

- *machine serial number*
- *manual reference and edition*
- *part number*
- *quantity*

▲ CAPOTAGE CHÂSSIS ◀ A-12 ▶

Rep.	Désignation	Designation	Specification	Qty	Code	Up to / jusqu'à
1	CAPOT CHÂSSIS			1	183P235590	
2	CAPOT CHÂSSIS			1	183P233930	
3	CAPOT DE PROTECTION	PROTECTIVE HOOD		4	158P235560	
4	VIS	SCREW	H M10X30-26 CL.8.8 ZB	24	2301231760	
5	RONDELLE ÉLASTIQUE	RUBBER WASHER	W 10 ZB	24	2351201090	
6	RONDELLE PLATE	FLAT WASHER	L 10 ZB	12	2351113090	

Haulotte Group

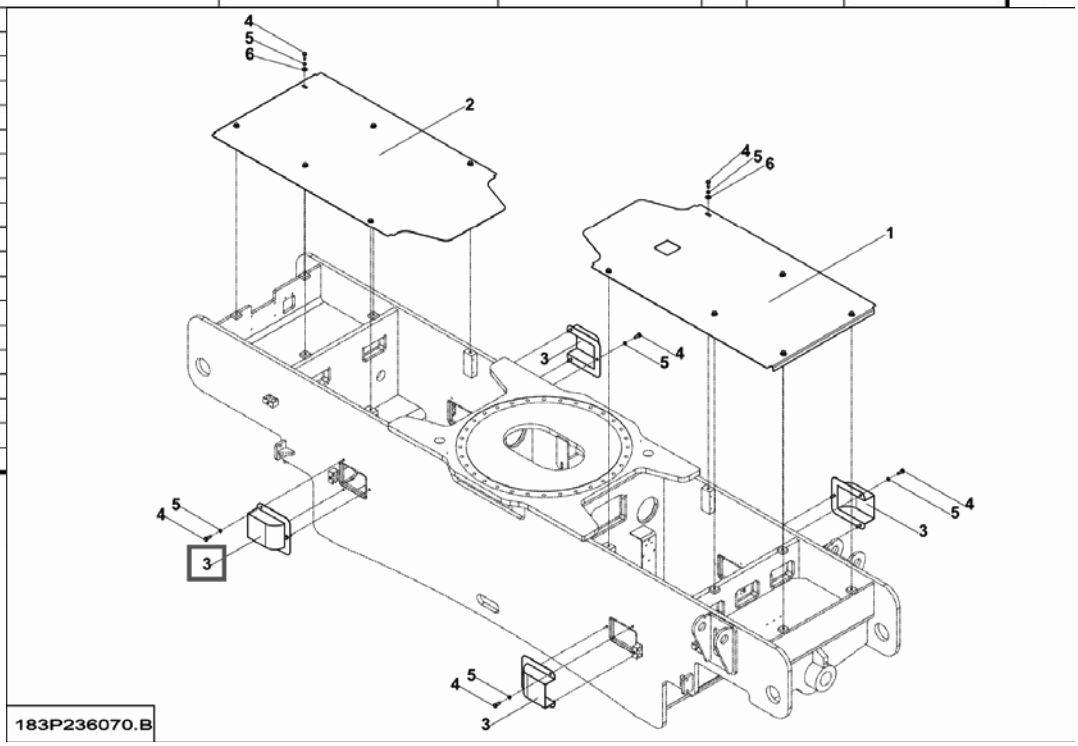

Exemple pour une H43TPX (HB135JRT) :
- N° série : TD104469
- Info catalogue : 2420338890 E10.08
- Réf. Pièce : 158P235560
- Qté : 4

Example for a H43TPX (HB135JRT):

- *Serial nb : TD104169*
- *Manual's data : 2420338890 E10.08*
- *P/N 158P235560*
- *Qty : 4*

Liste de préconisation

Afin de mieux vous servir et de vous permettre d'obtenir la meilleure autonomie possible, HAULOTTE Services a élaboré 2 types de listes de pièces de rechange pour chacune de vos machines :

1) Les listes de première urgence

Ce type de liste inclut les pièces identifiées comme étant à l'origine de pannes remettant en cause l'utilisation ou la disponibilité de votre machine.
Les listes de première urgence sont généralement livrées dans les boites ci-dessous afin de minimiser leur encombrement et vous permettre un rangement rapide selon le type de machine. Compte tenu de leur faible valeur, nous vous recommandons vivement le stockage de
ces listes.

2) Les listes de maintenance

Ce type de liste inclut la liste de première urgence et une sélection supplémentaire de pièces stratégiques pour vous assurer pleinement de la disponibilité de votre machine.
Merci de prendre contact avec votre interlocuteur HAULOTTE Services habituel.

Recommended Spare parts list

In order to ensure your total satisfaction, along with a freedom and independence in maintaining your machine, HAULOTTE Services has developed two different levels of recommended spare parts list.

1) Emergency recommended spare part list

*This list contains the more common spare parts that may be required, and was developed to minimise breakdown delays and maximise machine utilisation. With a specific list produced for each range of machine, this list is supplied in a convenient carry box (shown below), minimising bulk and allowing fast access for when required. With excellent pricing being offered, we strongly recommend having this kit on hand at
your office or workshop.*

2) Full recommended maintenance spare parts list

This more comprehensive list includes the same items at our emergency list, but also includes a strategic selection of parts used in preventative maintenance. Please contact your usual HAULOTTE Services representative for further detail.

Recommended spare parts list
Liste de préconisation

HA16RTJ/O/PRO
HA46RTJ O/PRO

DESCRIPTION	DESCRIPTIVE	REFERENCE	QTY	FIRST EMERGENCY LIST	FULL MAINTENANCE LIST
Bobine pour bloc de translation	COIL BLOCK OF TRANSLATION	2901016730	1	X	X
Bobine LS sur PVG	LG COIL ON PVG BLOCK	2440210500	1	X	X
Bobine bloc mouvement	MOVEMENT BLOCK COIL	2901012670	1	X	X
Valve proportionnelle bloc mouvement	BLOCK PROPORTIONAL VALVE	4000200650	1		X
Bobine bloc mouvement	BLOCK COIL	4000174240	1	X	X
Detecteur de dévers	TILT SENSOR	2901016260	1		X
Interrupteur	SWITCH	2901015260	1	X	X
Interrupteur	SWITCH	4000015510	1	X	X
Bouton coup de poing	STOP BUTTON EMERGENCY	2442009770	1	X	X
Bouton tournant à clé	TURN BUTTON WITH KEY	4000475320	1		X
Contacteur	AUXILIARY CONTACT	2440318780	1	X	X
Contacteur	AUXILIARY CONTACT	2440314390	1	X	X
buzzer	BUZZER	2440103200	1		X
Interrupteur	SWITCH	2901006080	1	X	X
kit filtres complet	FULL FILTERS KIT	KKIT250H-604	1		X
kit filtres light	LIGHT FILTERS KIT	KKIT250-604L	1	X	
Valve d'équilibrage vérin de levage	LIFT CYLINDER COUNTERBALANCE VALVE	2505007100	1	X	X
Valve d'équilibrage vérin de telescope	TELESCOP CYLINDER COUNTERBALANCE VALVE	4000079610	1	X	X
Buzzer	BUZZER	2440213050	1	X	X
Manipulateur cde bras	JOYSTICK TELESCOPE	2901006220	1		X
Manipulateur orientration tourelle/flèche	JOYSTICK LIFTING ROTATION	2901006210	1		X
Manipulateur translation/direction	JOYSTICK DRIVING STEERING	2901006230	1		X
Valve d'équilibrage vérin pendulaire	JIB CYLINDER COUNTERBALANCE VALVE	2422204860	1	X	X
Clapet bloc translation	Drive block one way valve	4000207060	1	X	X
Clapet equilibrage	Balancing one way valve	4000174210	1	X	X
REF				LPE/HA16RTJOPRO	LPM/HA16RTJOPRO

Pièces livrées avec une boîte à outils fournie gratuitement (réf.2820306870) / Spare parts delivered with a tool box provided free of charge (ref. 2820306870)

Haulotte SERVICES

Above data are not contractual and for information only
Les informations ci-dessus sont données à titre indicatif et non contractuelles

Recommended Spare parts list
Liste de préconisation

HA46RTJ DUAL

DESCRIPTION	DESCRIPTIVE	REFERENCE	QTY	FIRST EMERGENCY LIST	FULL MAINTENANCE LIST
Bobine pour bloc de translation	WIND BLOCK OF TRANSLATION	2901016730	1	X	X
Bobine LS sur PVG	LG COIL ON PVG BLOCK	2440210500	1		X
Bobine bloc mouvement	BLOCK COIL	2901012670	1	X	X
Valve proportionnelle bloc mouvement	BLOCK PROPORTIONAL VALVE	4000200650	1		X
Bobine bloc mouvement	BLOCK COIL	4000174240	1	X	X
Detecteur de dévers	TILT SENSOR	2901016260	1		X
Bouton coup de poing	STOP BUTTON EMERGENCY	2442009770	1	X	X
Bouton tournant à clé	TURN BUTTON WITH KEY	4000475320	1	X	X
Contacteur	AUXILIARY CONTACT	2440318780	1	X	X
Contacteur	AUXILIARY CONTACT	2440314390	1	X	X
buzzer	BUZZER	2440103200	1		X
kit filtres complet	FULL FILTERS KIT	KKIT250H-WG1605	1		X
kit filtres light	LIGHT FILTERS KIT	KKIT250HWG1605L	1	X	
Valve d'équilibrage vérin de levage	LIFT CYLINDER COUNTERBALANCE VALVE	2505007100	1	X	X
Valve d'équilibrage vérin de telescope	TELESCOP CYLINDER COUNTERBALANCE VALVE	4000079610	1	X	X
Buzzer	BUZZER	2440213050	1		X
Manipulateur cde bras	JOYSTICK TELESCOPE	2901006220	1		X
Manipulateur orientration tourelle/flèche	JOYSTICK LIFTING ROTATION	2901006210	1		X
Manipulateur translation/direction	JOYSTICK DRIVING STEERING	2901006230	1		X
Valve d'équilibrage vérin pendulaire	JIB CYLINDER COUNTERBALANCE VALVE	2422204860	1	X	X
Interrupteur poste haut (2 pos)	Upper box switch (2pos)	4000015510	1	X	X
Interrupteur poste haut (3 pos)	Upper box switch (3 pos)	2901015260	1	X	X
Interrupteur poste haut	Upper box switch (3 pos)	2901006080	1	X	X
Clapet bloc translation	Drive block one way valve	4000207060	1	X	X
Clapet equilibrage	Balancing one way valve	4000174210	1	X	X
REF				LPE/HA46RTJ DUAL	LPM/HA46RTJ DUAL

Pièces livrées avec une boîte à outils fournie gratuitement (réf.2820306870) / Spare parts delivered with a tool box provided free of charge (ref. 2820306870)

Haulotte SERVICES

Above data are not contractual and for information only.
Les informations ci-dessus sont données à titre indicatif et non contractuelles.

MISE EN GARDE

OPTIONS (ex : GRAND VENT, PANIER LARGE …)

CERTAINES OPTIONS PEUVENT MODIFIER LES CARACTERISTIQUES D'UTILISATION DES MACHINES AINSI QUE LA SECURITE ASSOCIEE.

Si votre machine a été délivrée d'origine avec une option, le remplacement d'une pièce de Sécurité
de cette option ne nécessite pas de précaution particulière autre que celles liées à l'installation elle même (test statique).

DANS LE CAS CONTRAIRE, IL EST IMPERATIF DE SUIVRE LES RECOMMENDATIONS CONSTRUCTEUR SUIVANTES :

• Installation par du personnel habilité par HAULOTTE GROUP seulement.
Procéder à la mise à jour de la plaque constructeur.
• Faire procéder aux tests de stabilité de la machine par un organisme agréé.
• Procéder à la mise en conformité des étiquettes

WARNING

OPTIONS (ex: STRONG WIND, LARGE BASKET…)

SOME OPTIONS MAY MODIFY THE CHARACTERISTICS OF MACHINE'S USE AS WELL AS THE ASSOCIATED SAFETY.

If your machine has originally been delivered with one option, the replacement of a safety part of this option does not need specific precaution other than those related to the fitting itself (static test).

IN OTHER CASES, IT IS IMPERATIVE TO FOLLOW THESE MANUFACTURER'S INSTRUCTIONS:

• Installation by HAULOTTE GROUP certified staff only.
• Proceed to the update of manufacturer's plate.
• Organise the execution of machine's stability tests by an authorized body.
• Proceed to stickers' conformity.

SOMMAIRE / *SUMMARY*

Section	Groupes Machine	*Machine groups*	Commentaire / *commentary*	Page
A	**GROUPE PARTIE BASSE**	***LOWER FRAME GROUP***		**17**
70C/E	ENSEMBLE BLOC HYDRAULIQUE	*HYDRAULIC BLOCK ASSEMBLY*	RTJ PRO	21
130	ENSEMBLE CAPOTAGE	*COWLING ASSEMBLY*		23
170A	ENSEMBLE CHÂSSIS	*SUB-FRAME UNIT*	2WS RTJ <02/2016	25
170A.1	ENSEMBLE CHÂSSIS	*SUB-FRAME UNIT*	2WS RTJ >02/2016	27
170B/D	ENSEMBLE CHÂSSIS	*SUB-FRAME UNIT*	2WS RTJ O <02/2016	29
170B/D.1	ENSEMBLE CHÂSSIS	*SUB-FRAME UNIT*	2WS RTJ O >02/2016	31
170C/E	ENSEMBLE CHÂSSIS	*SUB-FRAME UNIT*	4WS RTJ PRO <02/2016	33
170C/E.1	ENSEMBLE CHÂSSIS	*SUB-FRAME UNIT*	4WS RTJ PRO >02/2016	35
260C/E	ENSEMBLE CONTREPOIDS	*COUNTERWEIGHT ASSEMBLY*	RTJ PRO <02/2016	37
320A	ENSEMBLE FAISCEAUX	*BUNDLES*	RTJ	39
320B/C/D/E	ENSEMBLE FAISCEAUX	*BUNDLES*	RTJ O / RTJ PRO	41
330A	ESSIEU FIXE MOTEUR	*DRIVING FIXED AXLE*	2WS RTJ <02/2016	43
330A.1/B.1	ESSIEU FIXE MOTEUR	*DRIVING FIXED AXLE*	2WS RTJ RTJ O >02/2016	51
330B/D	ESSIEU FIXE MOTEUR	*DRIVING FIXED AXLE*	2WS RTJ O <02/2016	53
330C	ESSIEU FIXE MOTO-DIRECTEUR	*FIXED MOTOR GUIDING AXLE*	RTJ PRO >02/2016	55
330D	ESSIEU FIXE MOTEUR	*DRIVING FIXED AXLE*	2WS RTJO	59
330E	ESSIEU FIXE MOTO-DIRECTEUR	*FIXED MOTOR GUIDING AXLE*	RTJ PRO	61
340A	ESSIEU FIXE MOTO-DIRECTEUR	*FIXED MOTOR GUIDING AXLE*	RTJ <02/2016	65
340A.1	ESSIEU FIXE MOTO-DIRECTEUR	*FIXED MOTOR GUIDING AXLE*	RTJ >02/2016	75
340B	ESSIEU OSCILLANT MOTO-DIRECTEUR	*MOTOR GUIDING SWING AXLE*	RTJ O >02/2016	79
340C	ESSIEU OSCILLANT MOTO-DIRECTEUR	*MOTOR GUIDING SWING AXLE*	RTJ PRO	83
340D	ESSIEU OSCILLANT MOTO-DIRECTEUR	*MOTOR GUIDING SWING AXLE*	RTJ O	87
340E	ESSIEU OSCILLANT MOTO-DIRECTEUR	*MOTOR GUIDING SWING AXLE*	RTJ PRO	91
400A.1	ENSEMBLE FLEXIBLES	*HOSE ASSEMBLIES*	RTJ	95
400A.2	ENSEMBLE HYDRAULIQUE	*HYDRAULIC SECTION*	2WS RTJ	99
400B/D.1	ENSEMBLE FLEXIBLES	*HOSE ASSEMBLIES*	RTJ O	103
400B/D.2	ENSEMBLE HYDRAULIQUE	*HYDRAULIC SECTION*	2WS RTJ O	107
400C/E.1	ENSEMBLE FLEXIBLES	*HOSE ASSEMBLIES*	RTJ PRO	111
400C/E.2	ENSEMBLE HYDRAULIQUE	*HYDRAULIC SECTION*	4WS RTJ PRO	115
410C/E	ENSEMBLE JOINT TOURNANT	*SWIVEL JOINT UNIT*	RTJ PRO	119
675	ENSEMBLE ROUES	*WHEELS ASSEMBLY*	850X340 / 14-17.5	123
B	**GROUPE TOURELLE**	***TURRET UNIT***		**125**
70.1	ENSEMBLE BLOC HYDRAULIQUE	*HYDRAULIC BLOCK ASSEMBLY*	PVG	127
70.2	ENSEMBLE BLOC HYDRAULIQUE	*HYDRAULIC BLOCK ASSEMBLY*	MVT	131
130	ENSEMBLE CAPOTAGE	*COWLING ASSEMBLY*	<02/2016	135
130.1	ENSEMBLE CAPOTAGE	*COWLING ASSEMBLY*	>02/2016	141
235	ENSEMBLE COMMANDE SECOURS	*EMERGENCY CONTROL ASSEMBLY*		147
240	ENSEMBLE COURONNE ORIENTATION	*SLEW BEARING ASSEMBLY*	14 INCH	149
260A/D/E	ENSEMBLE CONTREPOIDS	*COUNTERWEIGHT ASSEMBLY*	HA16 RTJ - HA46 RTJ O / RTJ PRO	151
260B/C	ENSEMBLE CONTREPOIDS	*COUNTERWEIGHT ASSEMBLY*	HA16 RTJ O - HA16 RTJ PRO	155
300	ENSEMBLE DÉVERS	*TILT ASSEMBLY*		157
320	ENSEMBLE ÉLECTRICITÉ	*POWER SUPPLY SECTION*	<02/2016	159
320.1	ENSEMBLE ÉLECTRICITÉ	*POWER SUPPLY SECTION*	>02/2016	167
400	ENSEMBLE FLEXIBLES	*HOSE ASSEMBLIES*		175
400C.1	ENSEMBLE FLEXIBLES	*HOSE ASSEMBLIES*	HA16 RTJ PRO	177
660	ENSEMBLE RÉSERVOIR CARBURANT	*FUEL TANK ASSEMBLY*		179
670	ENSEMBLE RÉSERVOIR HYDRAULIQUE	*HYDRAULIC TANK ASSEMBLY*		181
740	ENSEMBLE TOURELLE	*TURNTABLE ASSEMBLY*	<02/2016	183
740.1	ENSEMBLE TOURELLE	*TURNTABLE ASSEMBLY*	>02/2016	185
C	**GROUPE MOTEUR THERMIQUE**	***HEAT ENGINE GROUP***		**187**
10A/B/C	ACCOUPLEMENT + POMPE	*PUMP + COUPLING*	HA16 RTJ / RTJ O / RTJ PRO	189
10/D/E	ACCOUPLEMENT + POMPE	*PUMP + COUPLING*	HA46 RTJO / RTJ PRO	191
60	ENSEMBLE BATTERIE DÉMARRAGE	*START BATTERY ASSEMBLY*		193
315	ENSEMBLE ÉCHAPPEMENT	*EXHAUST ASSEMBLY*	TIER 3	195
355	ENSEMBLE FILTRE À AIR	*AIR FILTER ASSEMBLY*		197
450A/B/C	ENSEMBLE MOTEUR	*MOTOR ASSEMBLY*	HA16 RTJ / RTJ O / RTJ PRO	199
450D/E	ENSEMBLE MOTEUR	*MOTOR ASSEMBLY*	TIER 3 HA46 RTJO / RTJ PRO <02/2016	217
450D/E.1	ENSEMBLE MOTEUR	*MOTOR ASSEMBLY*	TIER 4 HA46 RTJO / RTJ PRO >02/2016	239
690	ENSEMBLE SUPPORT MOTEUR THERMIQUE	*THERMAL ENGINE SUPPORT ASSEMBLY*		243
D	**GROUPE BRAS ARTICULÉS**	***ARTICULATED ARM GROUP***		**247**
90	ENSEMBLE BRAS	*ARM ASSEMBLY*	4WS <02/2016	249
90.1	ENSEMBLE BRAS	*ARM ASSEMBLY*	>02/2016	255
280B/C/D/E	ENSEMBLE DÉTECTEUR	*DETECTOR ASSEMBLY*	RTJ O - RTJ PRO	261
320A	ENSEMBLE FAISCEAUX	*BUNDLES*	RTJ	263
320B/C/D/E	ENSEMBLE FAISCEAUX	*BUNDLES*	RTJ O - RTJ PRO	265
400	ENSEMBLE FLEXIBLES	*HOSE ASSEMBLIES*		267
745	ENSEMBLE VÉRIN LEVAGE BRAS	*ARM LIFTING CYLINDER ASSEMBLY*		269
E	**GROUPE FLÈCHE TÉLESCOPIQUE**	***TELESCOPIC BOOM GROUP***		**271**
70	ENSEMBLE BLOC HYDRAULIQUE	*HYDRAULIC BLOCK ASSEMBLY*	ON-OFF	273
160	ENSEMBLE CHAÎNE GUIDE FLEXIBLE	*FLEXIBLE GUIDE CHAIN ASSEMBLY*		275
280B/C/D/E.1	ENSEMBLE DÉTECTEUR	*DETECTOR ASSEMBLY*	RTJ O - RTJ PRO	277
280B/C/D/E.2	ENSEMBLE DÉTECTEUR	*DETECTOR ASSEMBLY*	RTJ O - RTJ PRO	279
360	ENSEMBLE FLÈCHE	*BOOM ASSEMBLY*		281
745.1	ENSEMBLE VÉRIN TÉLESCOPAGE	*TELESCOPING CYLINDER ASSEMBLY*		287
745.2	ENSEMBLE VÉRIN RÉCEPTEUR COMPENSATEUR	*COMPENSATING INPUT CYLINDER ASSEMBLY*		289
745.3	ENSEMBLE VÉRIN ÉMETTEUR COMPENSATEUR	*COMPENSATING OUTPUT CYLINDER ASSEMBLY*		291
745.4	ENSEMBLE VÉRIN LEVAGE FLÈCHE	*BOOM LIFTING CYLINDER ASSEMBLY*		293
F	**GROUPE NACELLE-PENDULAIR**	***BASKET + JIB GROUP***		**295**
380A/B/C	ENSEMBLE GARDE CORPS	*GUARD RAIL ASSEMBLY*	EUR 1830X800 6FT <02/2016	297
380A/B/C.1	ENSEMBLE GARDE CORPS	*GUARD RAIL ASSEMBLY*	EUR 1830X800 6FT DROP BAR >02/2016	299
380D/E	ENSEMBLE GARDE CORPS	*GUARD RAIL ASSEMBLY*	US 1830 X 800 6FT <02/201	301
380D/E.1	ENSEMBLE GARDE CORPS	*GUARD RAIL ASSEMBLY*	US 1830 X 800 SWING GATE >02/2016	303
400	ENSEMBLE FLEXIBLES	*HOSE ASSEMBLIES*		307
525	ENSEMBLE PÉDALE HOMME MORT	*DEAD MAN PEDAL ASSEMBLY*		309
530	ENSEMBLE PENDULAIRE	*JIB ASSEMBLY*		311
610	ENSEMBLE PUPITRE	*CONTROL BOX UNIT*	<02/2016	313
610.1	ENSEMBLE PUPITRE	*CONTROL BOX UNIT*	>02/2016	323
690A/B/C	ENSEMBLE SUPPORT PLATEFORME	*PLATFORM SUPPORT ASSEMBLY*	EUR <02/2016	325
690A/B/C.1	ENSEMBLE SUPPORT PLATEFORME	*PLATFORM SUPPORT ASSEMBLY*	EUR >02/2016	327
690D/E	ENSEMBLE SUPPORT PLATEFORME	*PLATFORM SUPPORT ASSEMBLY*	US <02/2016	331
690D/E.1	ENSEMBLE SUPPORT PLATEFORME	*PLATFORM SUPPORT ASSEMBLY*	US >02/2016	333
690.2	ENSEMBLE SUPPORT COFFRET ÉLECTRIQUE	*ELECTRICAL CUPBOARD SUPPORT ASSEMBLY*	>02/2016	335
745.1	ENSEMBLE VÉRIN PENDULAIRE	*JIB CYLINDER ASSEMBLY*		337
745.2	ENSEMBLE VÉRIN ROTATION PANIER	*BASKET ROTATING CYLINDER ASSEMBLY*		339

SOMMAIRE / *SUMMARY*

Section	Groupes Machine	*Machine groups*	Commentaire / *commentary*	Page
G	**GROUPE FAISCEAUX**	***HARNESS GROUP***		**343**
320	ENSEMBLE FAISCEAUX	*BUNDLES*	<02/2016	345
320.1	ENSEMBLE FAISCEAUX	*BUNDLES*	>02/2016	355
H1	**GROUPE VARIANTE ESSENCE GAZ**	***VARIANT GROUP PETROL GAS***		**363**
130	ENSEMBLE CAPOTAGE	*COWLING ASSY*	<02/2016	365
130.1	ENSEMBLE CAPOTAGE	*COWLING ASSY*	>02/2016	371
170F	ENSEMBLE CHÂSSIS	*SUB-FRAME UNIT*	HA46 RTJ O <02/2016	375
170F.1	ENSEMBLE CHÂSSIS	*SUB-FRAME UNIT*	HA46 RTJ O >02/2016	377
170G	ENSEMBLE CHÂSSIS	*SUB-FRAME UNIT*	HA46 RTJ PRO <02/2016	379
170G.1	ENSEMBLE CHÂSSIS	*SUB-FRAME UNIT*	HA46 RTJ PRO >02/2016	381
315	ENSEMBLE ÉCHAPPEMENT	*EXHAUST ASSEMBLY*		383
355	ENSEMBLE FILTRE À AIR	*AIR FILTER ASSEMBLY*		385
450	ENSEMBLE MOTEUR	*MOTOR ASSEMBLY*		387
660	ENSEMBLE RÉSERVOIR CARBURANT	*FUEL TANK ASSEMBLY*		403
740	ENSEMBLE TOURELLE	*TURNTABLE ASSEMBLY*	<02/2016	407
740.1	ENSEMBLE TOURELLE	*TURNTABLE ASSEMBLY*	>02/2016	409
H2	**GROUPE VARIANTE VERSION**	***VARIANT GROUP VERSION***		**411**
450	MOTEUR TRANSLATION	*DRIVE MOTOR*	100CC	413
745.1	VÉRIN LEVAGE BRAS	*ARM LIFTING CYLINDER*		415
745.2	VÉRIN TÉLESCOPAGE	*TELESCOPING CYLINDER*		417
745.3	VÉRIN LEVAGE FLÈCHE	*BOOM LIFTING CYLINDER*		419
745.4	VÉRIN PENDULAIRE	*JIB CYLINDER*		421
745.5	VÉRIN ÉMETTEUR COMPENSATION	*COMPENSATION OUTPUT CYLINDER*		423
745.6	VÉRIN RÉCEPTEUR COMPENSATION	*COMPENSATION INPUT CYLINDER*		425
745.7	VÉRIN DIRECTION	*STEERING CYLINDER*		427
I	**GROUPE OPTIONS**	***OPTIONS GROUP***		**429**
30	ENSEMBLE AIR COMPRIMÉ	*COMPRESSED AIR SET*	HA16 RTJ / RTJ O / RTJ PRO	433
210.1	HUILE PAYS FROIDS	*COLD COUNTRIES OIL*	CEE-US	434
210.2	GRAND FROID	*COLD WEATHER*	-15 °C	435
239A/B/C	ENSEMBLE COUPE CIRCUIT	*CUT OUT SWITCH ASSEMBLY*	HA16 RTJ / RTJ O / RTJ PRO	437
310A/B/C	ENSEMBLE DISJONCTEUR DIFFÉRENTIEL	*DIFFERENTIAL CIRCUIT BREAKER ASSEMBLY*	HA16 RTJ / RTJ O / RTJ PRO	439
315	FILTRE À PARTICULES	*PARTICLES FILTER*		443
320.1	ALIMENTATION	*POWER SUPPLY*	110V USA	445
320.2	ALIMENTATION	*POWER SUPPLY*	220V EU NON INDUSTRIELLE / NOT INDUSTRIAL	447
320.3	ALIMENTATION	*POWER SUPPLY*	220V EU INDUSTRIELLE / NOT INDUSTRIAL	449
320.4	ALIMENTATION	*POWER SUPPLY*	220V UK	451
320.5	ALIMENTATION	*POWER SUPPLY*	110V UK INDUSTRIELLE / INDUSTRIAL	453
340C	ESSIEU OSCILLANT MOTO-DIRECTEUR	*MOTOR GUIDING SWING AXLE*	1025X365 HA16 RTJ PRO	455
370A/B/C	ENSEMBLE FEU À ÉCLATS	*FLASHING LIGHT ASSEMBLY*	HA16 RTJ / RTJ O / RTJ PRO	459
380.1A/B/C	PORTILLON	*GATE*	EUR 2440 X 910 -8FT X3FT HA16 RTJ / RTJ O / RTJ PRO	463
380.1D/E	ENSEMBLE GARDE CORPS GRAND PANIER	*LARGE BASKET GUARD RAIL ASSEMBLY*	US 2440X910 8FT HA46 RTJ O / RTJ PRO	465
380.2	ENSEMBLE GARDE CORPS	*GUARD RAIL ASSEMBLY*	US 1830 X 800 6FT	467
380.3	ENSEMBLE GARDE CORPS	*GUARD RAIL ASSEMBLY*	EUR 2440 X 915 - 8FT X 3FT	469
380.4	ENSEMBLE GARDE CORPS	*GUARD RAIL ASSEMBLY*	2440 X 915 DROP BAR >02/2016	471
380.5	ENSEMBLE GARDE CORPS	*GUARD RAIL ASSEMBLY*	1830 X 800 SWING GATE >02/2016	473
380.6	ENSEMBLE GARDE CORPS	*GUARD RAIL ASSEMBLY*	2440 X 915 SWING GATE >02/2016	477
390.1	ENSEMBLE GENERATRICE	*GENERATOR ASSEMBLY*	3.7KW 115V 50HZ INDUS GB HYDR	481
390.2	ENSEMBLE GENERATRICE	*GENERATOR ASSEMBLY*	3.7KW 120V 60HZ USA HYDR	491
390.3	ENSEMBLE GENERATRICE	*GENERATOR ASSEMBLY*	3.5KW 230V 50HZ INDUS EU HYDR	495
390.4	ENSEMBLE GENERATRICE	*GENERATOR ASSEMBLY*	3.5KVA 230V 50HZ EU HYDR	498
390.5	ENSEMBLE GENERATRICE	*GENERATOR ASSEMBLY*	3.5KVA 230V 50HZ GB HYDR	499
390.6	ENSEMBLE GENERATRICE	*GENERATOR ASSEMBLY*	6.5KW 230V 380V 50HZ BASE EU	501
410B	ENSEMBLE JOINT TOURNANT	*SWIVEL JOINT UNIT*	ROTATION CONTINUE / CONTINUOUS ROTATION	511
450	PRÉCHAUFFAGE PAYS TRES GRAND FROID	*VERY COLD COUNTRIES PREHEATING*	-20°- -25°C	519
450B	OPTION JAPON	*JAPAN OPTION*	MOTEUR / ENGINE TIER 4	521
510	PHARE DE TRAVAIL	*WORKING LIGHT*		525
610.1	ACTIV SHIELD BAR	*ACTIV SHIELD BAR*	HA16 RTJ / RTJ O / RTJ PRO <02/2016	527
610.2	ACTIVE BAR ABS	*ACTIVE BAR ABS*	HA16 RTJ / RTJ O / RTJ PRO >02/2016	533
675.1	ENSEMBLE ROUES	*WHEELS ASSEMBLY*	850X340 NO MARKING >02/2016	537
675.2	ENSEMBLE ROUES	*WHEELS ASSEMBLY*	1025X365 >02/2016	539
675.3	ENSEMBLE ROUES	*WHEELS ASSEMBLY*	1025X365 NO MARKING >02/2016	541
675.4	ENSEMBLE ROUES	*WHEELS ASSEMBLY*	RTJ PRO >02/2016	543
675.5	ENSEMBLE ROUES	*WHEELS ASSEMBLY*	NO MARKING RTJ PRO >02/2016	545
800.1A/B/C	VANNE RÉSERVOIR HYDRAULIQUE	*HYDRAULIC TANK VALVE*	HA16 RTJ / RTJ O / RTJ PRO	547
800.2A/B/C	KIT ANTI EMBALLEMENT	*ANTI OVERSPEED KIT*	HA16 RTJ / RTJ O / RTJ PRO	549
800.3A/B/C	OPTION UKRAINE	*UKRAINE OPTION*	HA16 RTJ / RTJ O / RTJ PRO	553
800.4A/B/C	KIT PAYS CHAUDS	*HOT COUNTRIES KIT*	HA16 RTJ / RTJ O / RTJ PRO	559
800.5	PANNEAU DE VERRE	*GLASS PANEL*		563
800.6	CLÉ	*KEY*	455	565
800.7	OPTION	*OPTION*	MOTEUR / ENGINE TIV HA46 RTJ	567
800.8	KIT VITRIER	*GLASS PANEL*	>02/2016	569
800.9	OPTION AUSTRALIE	*AUSTRALIA OPTION*	RÉGULATEUR DE DEBIT / FLOW REGULATOR >02/2016	571
800.10	OPTION RUSSIE	*RUSSIA OPTION*	>02/2016	573
800.11	KIT ARCTIC JUSQUA -25DEG	*ARCTIC KIT UP TO -25DEG*	>02/2016	574
800.12	RECHAUFFEUR MOTEUR	*ENGINE PREHEATER*	>02/2016	575
800.13	SCOMBOX	*SCOMBOX*	>02/2016	577
800.14	SUPPORT ÉTIQUETTE	*LABEL SUPPORT*	>02/2016	579
800.15	OPTION JAPON	*JAPAN OPTION*	>02/2016	581
J	**GROUPE CONSOMMABLES**	***CONSUMABLES GROUP***		**587**
238	ENSEMBLE CONSOMMABLES	*CONSUMABLES ASSEMBLY*		589
K	**GROUPE ÉTIQUETTES**	***LABELS GROUP***		**591**
05.1	ÉTIQUETTES COMMUNES SAUF USA-CAN	*COMMON EXCEPT USA-CAN LABELS*	CE HA16 RTJ / RTJO / RTJ PRO	593
05.2	ÉTIQUETTES SPECIFIC + COMMERCIAL	*SPECIFIC + COMMERCIAL LABELS*	CE HA16RTJ / RTJO / RTJ PRO	597
105	ÉTIQUETTES RUSSIE ET UKRAINE	*RUSSIA AND UKRAINE LABELS*	HA16RTJ / RTJO / RTJ PRO	599
130.1-1	ÉTIQUETTES EN	*ENGLISH LABELS*	ANSI HA46 RTJO / RTJ PRO	605
130.1-2	ÉTIQUETTES FR	*FRENCH LABELS*	ANSI HA46 RTJO / RTJ PRO	609
130.1-3	ÉTIQUETTES SP	*SPANISH LABELS*	ANSI HA46 RTJO / RTJ PRO	613
130.2	ÉTIQUETTES SPECIFIC + COMMERCIAL	*SPECIFIC + COMMERCIAL LABELS*	ANSI HA46 RTJO / RTJ PRO	617

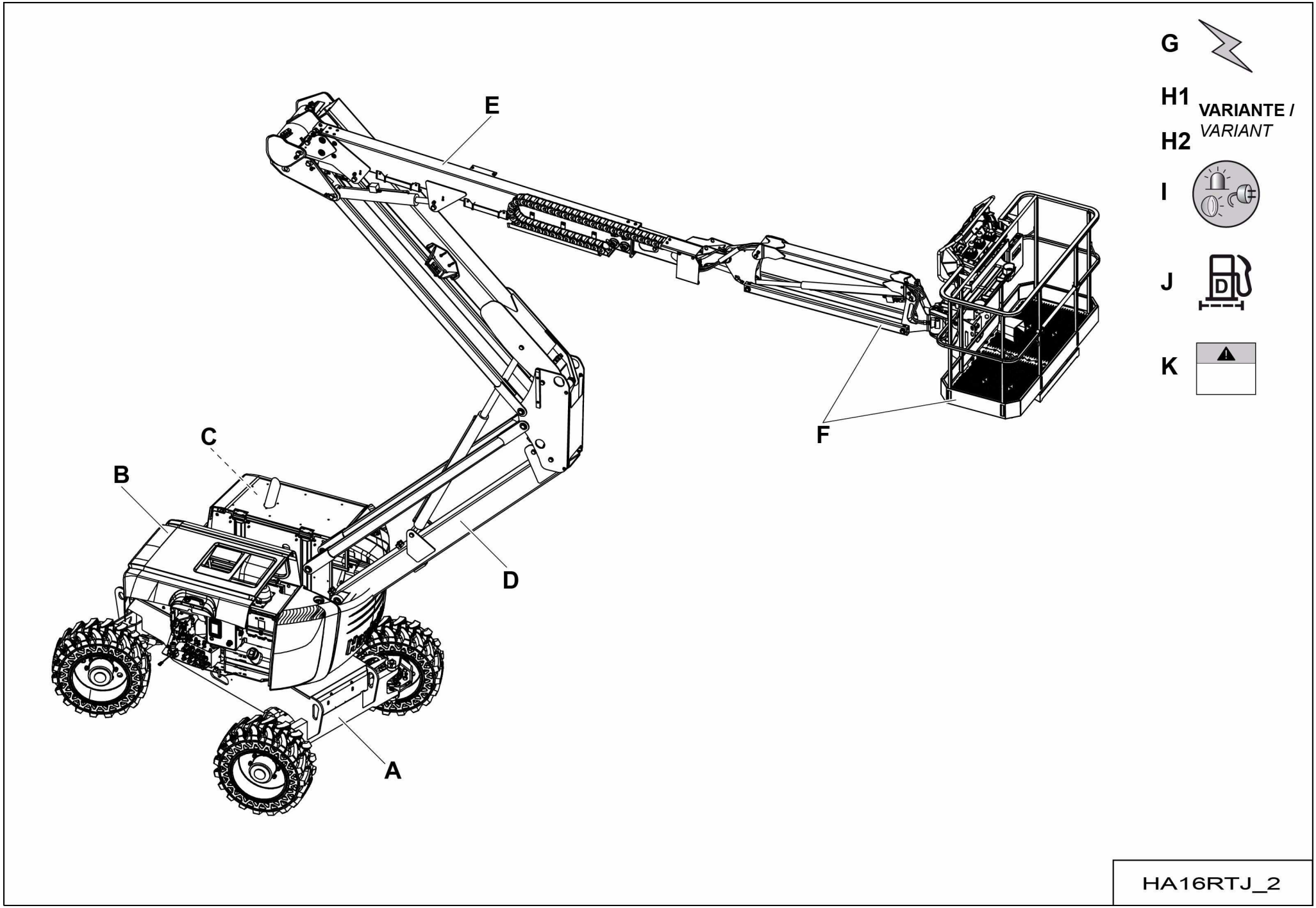
G
H1
H2
VARIANTE /
VARIANT
I
J
K
E
C
B
D
F
A
HA16RTJ_2

▲ GROUPES MACHINE
MACHINE GROUPS

HA16 RTJ - HA16 RTJ O - HA16 RTJ PRO -
HA46 RTJ O - HA46 RTJ PRO

Rep.	Désignation	Designation
A	GROUPE PARTIE BASSE	LOWER FRAME GROUP
B	GROUPE TOURELLE	TURRET UNIT
C	GROUPE MOTEUR THERMIQUE	HEAT ENGINE GROUP
D	GROUPE BRAS ARTICULÉS	ARTICULATED ARM GROUP
E	GROUPE FLÈCHE TÉLESCOPIQUE	TELESCOPIC BOOM GROUP
F	GROUPE NACELLE-PENDULAIR	BASKET + JIB GROUP
G	GROUPE FAISCEAUX	HARNESS GROUP
H1	GROUPE VARIANTE ESSENCE GAZ	VARIANT GROUP PETROL GAS
H2	GROUPE VARIANTE VERSION	VARIANT GROUP VERSION
I	GROUPE OPTIONS	OPTIONS GROUP
J	GROUPE CONSOMMABLES	CONSUMABLES GROUP
K	GROUPE ÉTIQUETTES	LABELS GROUP

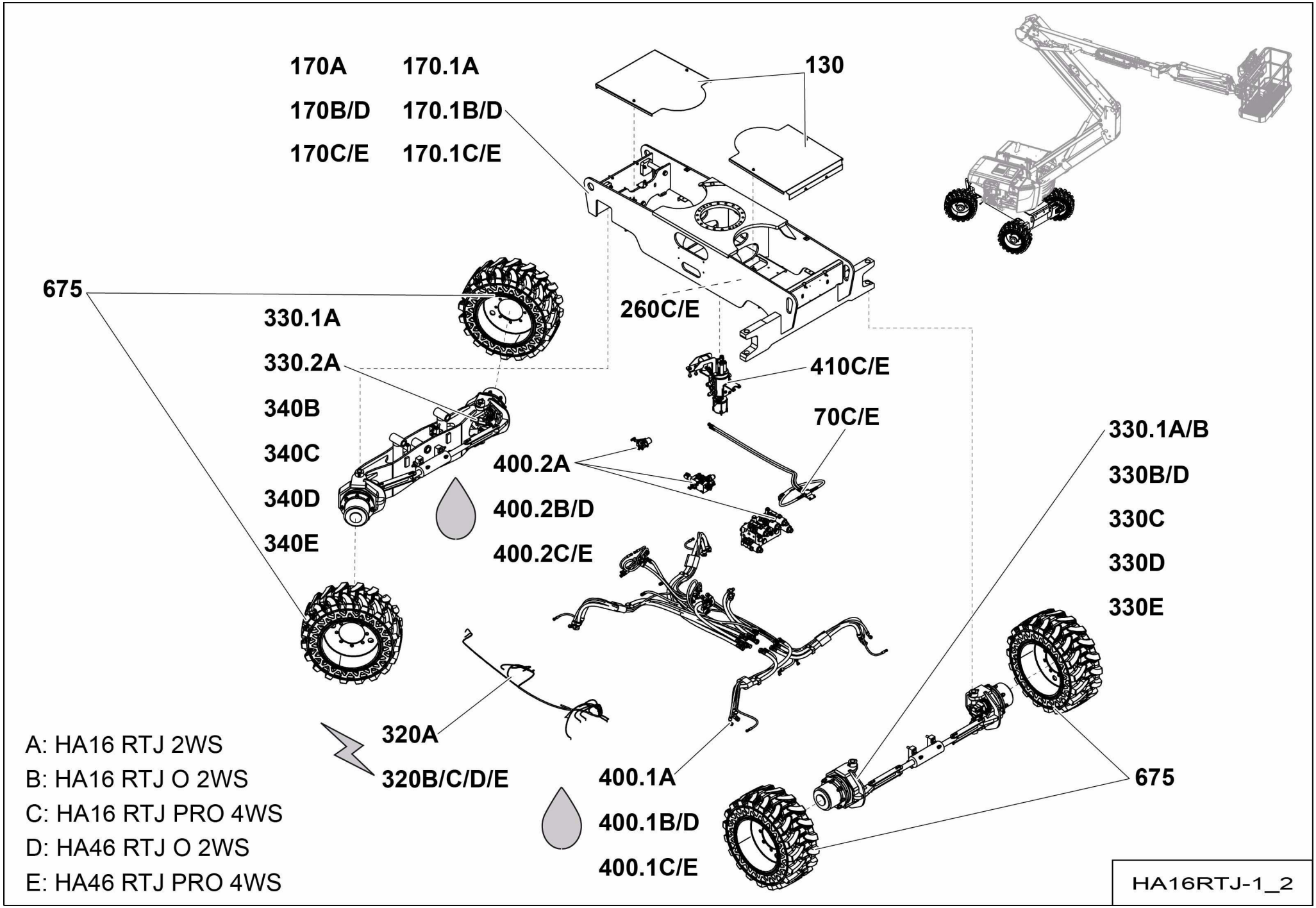
170A
170B/D
170C/E
170.1A
170.1B/D
170.1C/E
130
675
330.1A
330.2A
340B
340C
340D
340E
260C/E
410C/E
70C/E
400.2A
400.2B/D
400.2C/E
330.1A/B
330B/D
330C
330D
330E
320A
320B/C/D/E
400.1A
400.1B/D
400.1C/E
675
A: HA16 RTJ 2WS
B: HA16 RTJ O 2WS
C: HA16 RTJ PRO 4WS
D: HA46 RTJ O 2WS
E: HA46 RTJ PRO 4WS
HA16RTJ-1_2

▲ GROUPE PARTIE BASSE
LOWER FRAME GROUP

◀ A 1/2 ▶

Rep.	Désignation	Designation	Specification	Up to / jusqu'à
70C/E	ENSEMBLE BLOC HYDRAULIQUE	HYDRAULIC BLOCK ASSEMBLY	RTJ PRO	
130	ENSEMBLE CAPOTAGE	COWLING ASSEMBLY		
170A	ENSEMBLE CHÂSSIS	SUB-FRAME UNIT	2WS RTJ	<02/2016
170A.1	ENSEMBLE CHÂSSIS	SUB-FRAME UNIT	2WS RTJ	>02/2016
170B/D	ENSEMBLE CHÂSSIS	SUB-FRAME UNIT	2WS RTJ O	<02/2016
170B/D.1	ENSEMBLE CHÂSSIS	SUB-FRAME UNIT	2WS RTJ O	>02/2016
170C/E	ENSEMBLE CHÂSSIS	SUB-FRAME UNIT	4WS RTJ PRO	<02/2016
170C/E.1	ENSEMBLE CHÂSSIS	SUB-FRAME UNIT	4WS RTJ PRO	>02/2016
260C/E	ENSEMBLE CONTREPOIDS	COUNTERWEIGHT ASSEMBLY	RTJ PRO	<02/2016
320A	ENSEMBLE FAISCEAUX	BUNDLES	RTJ	
320B/C/ D/E	ENSEMBLE FAISCEAUX	BUNDLES	RTJ O / RTJ PRO	
330A	ESSIEU FIXE MOTEUR	DRIVING FIXED AXLE	2WS RTJ	<02/2016
330A.1/ B.1	ESSIEU FIXE MOTEUR	DRIVING FIXED AXLE	2WS RTJ RTJ O	>02/2016
330B/D	ESSIEU FIXE MOTEUR	DRIVING FIXED AXLE	2WS RTJ O	<02/2016
330C	ESSIEU FIXE MOTO-DIRECTEUR	FIXED MOTOR GUIDING AXLE	RTJ PRO	>02/2016
330D	ESSIEU FIXE MOTEUR	DRIVING FIXED AXLE	2WS RTJO	
330E	ESSIEU FIXE MOTO-DIRECTEUR	FIXED MOTOR GUIDING AXLE	RTJ PRO	
340A	ESSIEU FIXE MOTO-DIRECTEUR	FIXED MOTOR GUIDING AXLE	RTJ	<02/2016
340A.1	ESSIEU FIXE MOTO-DIRECTEUR	FIXED MOTOR GUIDING AXLE	RTJ	>02/2016
340B	ESSIEU OSCILLANT MOTO-DIRECTEUR	MOTOR GUIDING SWING AXLE	RTJ O	>02/2016
340C	ESSIEU OSCILLANT MOTO-DIRECTEUR	MOTOR GUIDING SWING AXLE	RTJ PRO	
340D	ESSIEU OSCILLANT MOTO-DIRECTEUR	MOTOR GUIDING SWING AXLE	RTJ O	
340E	ESSIEU OSCILLANT MOTO-DIRECTEUR	MOTOR GUIDING SWING AXLE	RTJ PRO	
400A.1	ENSEMBLE FLEXIBLES	HOSE ASSEMBLIES	RTJ	
400A.2	ENSEMBLE HYDRAULIQUE	HYDRAULIC SECTION	2WS RTJ	
400B/D.1	ENSEMBLE FLEXIBLES	HOSE ASSEMBLIES	RTJ O	

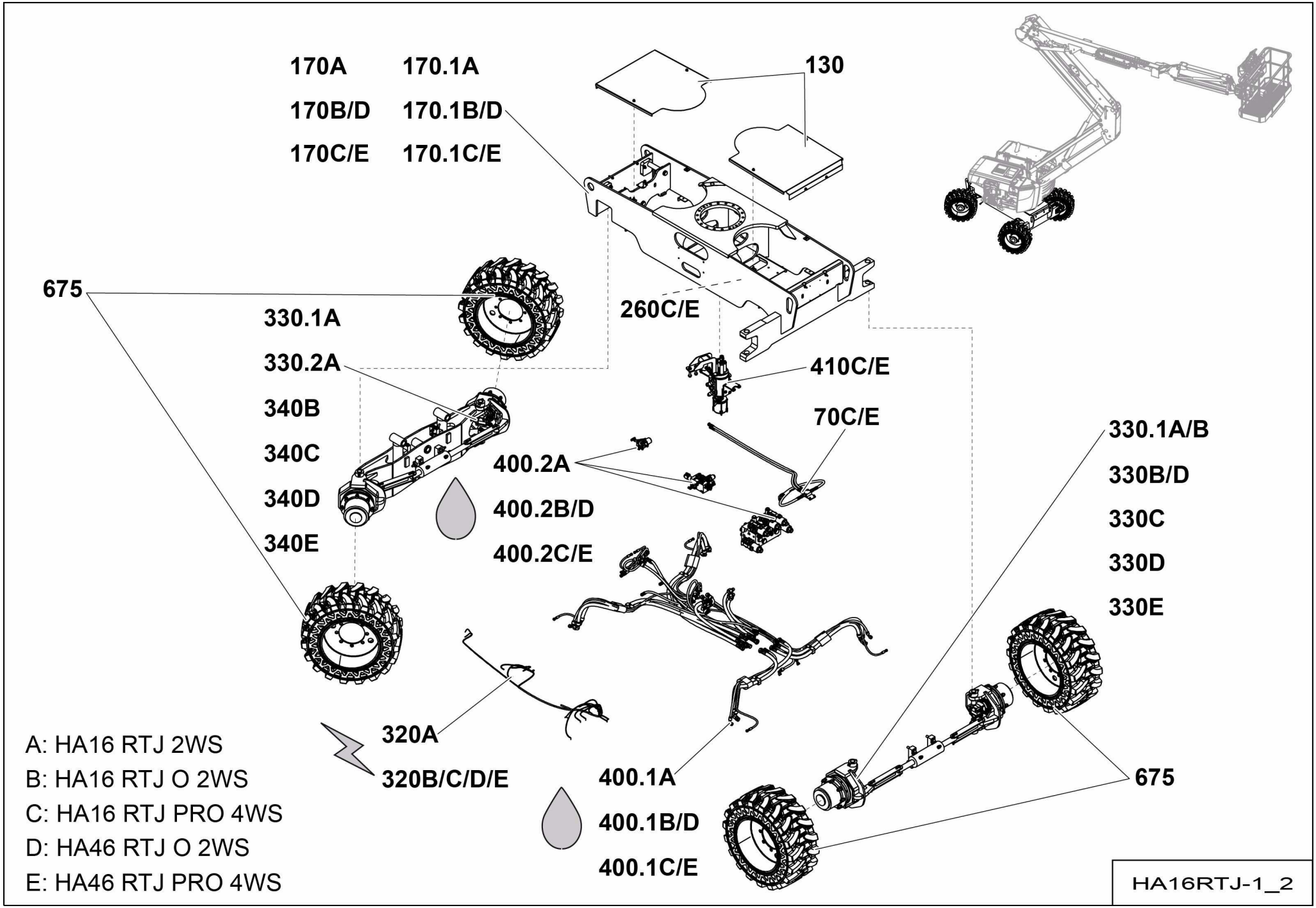
170A
170.1A
170B/D
170.1B/D
170C/E
170.1C/E
130
675
330.1A
330.2A
340B
340C
340D
340E
260C/E
410C/E
70C/E
400.2A
400.2B/D
400.2C/E
330.1A/B
330B/D
330C
330D
330E
320A
320B/C/D/E
400.1A
400.1B/D
400.1C/E
675
A: HA16 RTJ 2WS
B: HA16 RTJ O 2WS
C: HA16 RTJ PRO 4WS
D: HA46 RTJ O 2WS
E: HA46 RTJ PRO 4WS
HA16RTJ-1_2

▲ GROUPE PARTIE BASSE
LOWER FRAME GROUP

◀ A 2/2 ▶

Rep.	Désignation	Designation	Specification	Up to / jusqu'à
400B/D.2	ENSEMBLE HYDRAULIQUE	HYDRAULIC SECTION	2WS RTJ O	
400C/E.1	ENSEMBLE FLEXIBLES	HOSE ASSEMBLIES	RTJ PRO	
400C/E.2	ENSEMBLE HYDRAULIQUE	HYDRAULIC SECTION	4WS RTJ PRO	
410C/E	ENSEMBLE JOINT TOURNANT	SWIVEL JOINT UNIT	RTJ PRO	
675	ENSEMBLE ROUES	WHEELS ASSEMBLY	850X340 / 14-17.5	

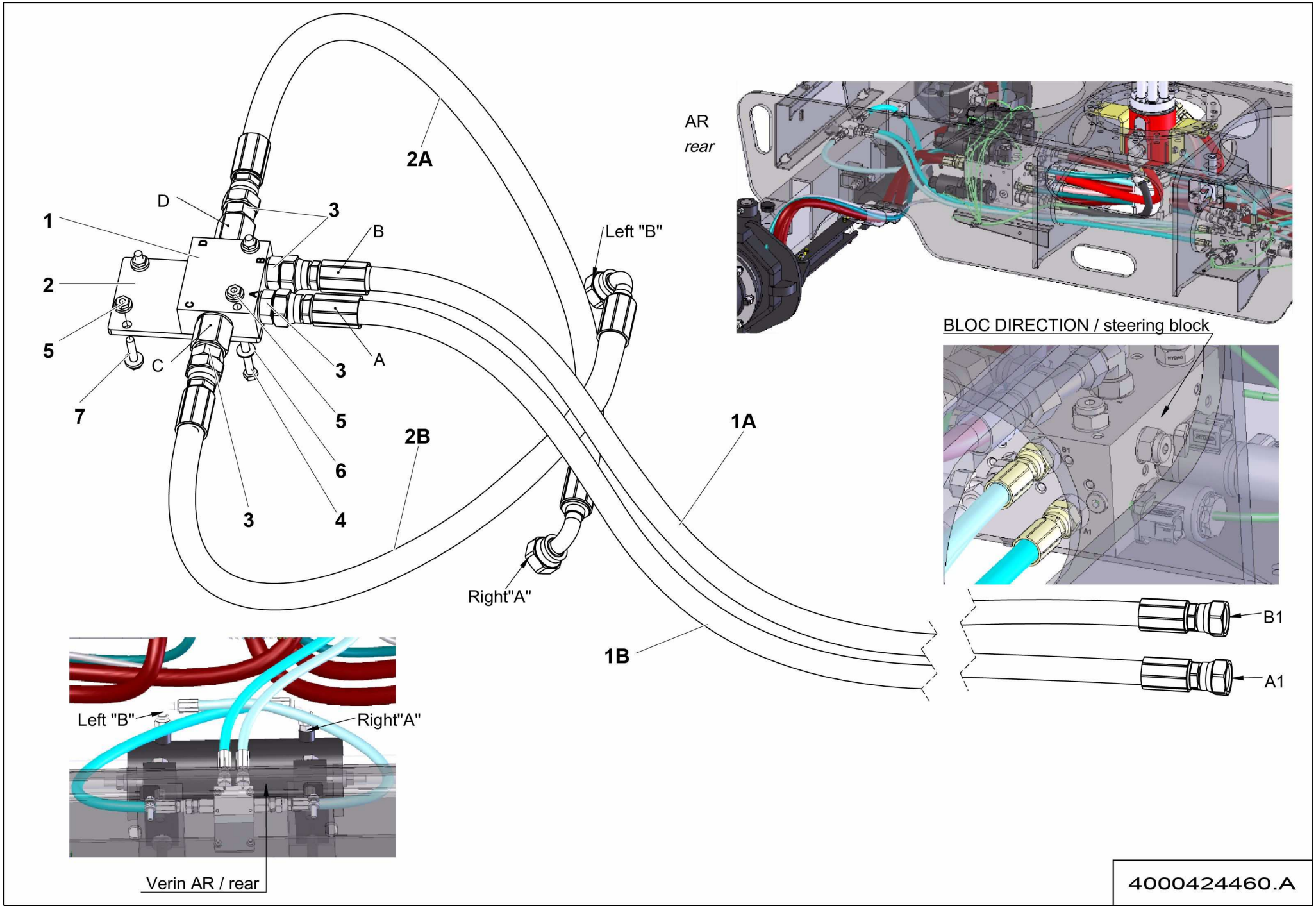
2A
D
3
1
B
Left "B"
2
5
C
3
A
7
5
2B
6
3
4
Right"A"
AR
rear
BLOC DIRECTION / steering block
1A
B1
1B
A1
Left "B"
Right"A"
Verin AR / rear
4000424460.A

▲ ENSEMBLE BLOC HYDRAULIQUE
HYDRAULIC BLOCK ASSEMBLY

RTJ PRO

◀ A-70C/E ▶

Rep.	Désignation	Designation	Specification	Qty	Code	Up to / jusqu'à
1	CLAPET DE SÉCURITÉ	SAFETY VALVE	G1-4	1	4000424420	
2	TÔLE DE FIXATION	FASTENING SHEET		1	4000425480	
3	UNION MÂLE	MALE UNION	1/4 BSPP 11/16-16 UNF ORFS	4	2501000570	
4	VIS H	CAP SCREW	M5X40-40 CL.8.8	2	2331231250	
5	ÉCROU H EMBASE	HEX FLANGE NUT	M5 CL.8	4	2700200510	
6	RONDELLE PLATE	ROUND HOLE WASHER	5.3 - 12 - 1 - CL.8.8	2	2351112040	
7	VIS H À EMBASE	FLANGE HEAD CAP SCREW	M5X20-20 CL. 8.8	2	4000095590	
1A	FLEXIBLE HYDRAULIQUE	HYDRAULIC HOSE	ORFS-3_8P-LG1410-2SC- F 11_16-16 - F 11_16-16	1	4000425700	
1B	FLEXIBLE HYDRAULIQUE	HYDRAULIC HOSE	ORFS-3_8P-LG1410-2SC- F 11_16-16 - F 11_16-16	1	4000425700	
2A	FLEXIBLE HYDRAULIQUE	HYDRAULIC HOSE	ORFS-3_8P-LG605-2SC- F 11_16-16 - F90 11_16-16	1	4000425690	
2B	FLEXIBLE HYDRAULIQUE	HYDRAULIC HOSE	ORFS-3_8P-LG605-2SC- F 11_16-16 - F90 11_16-16	1	4000425690	

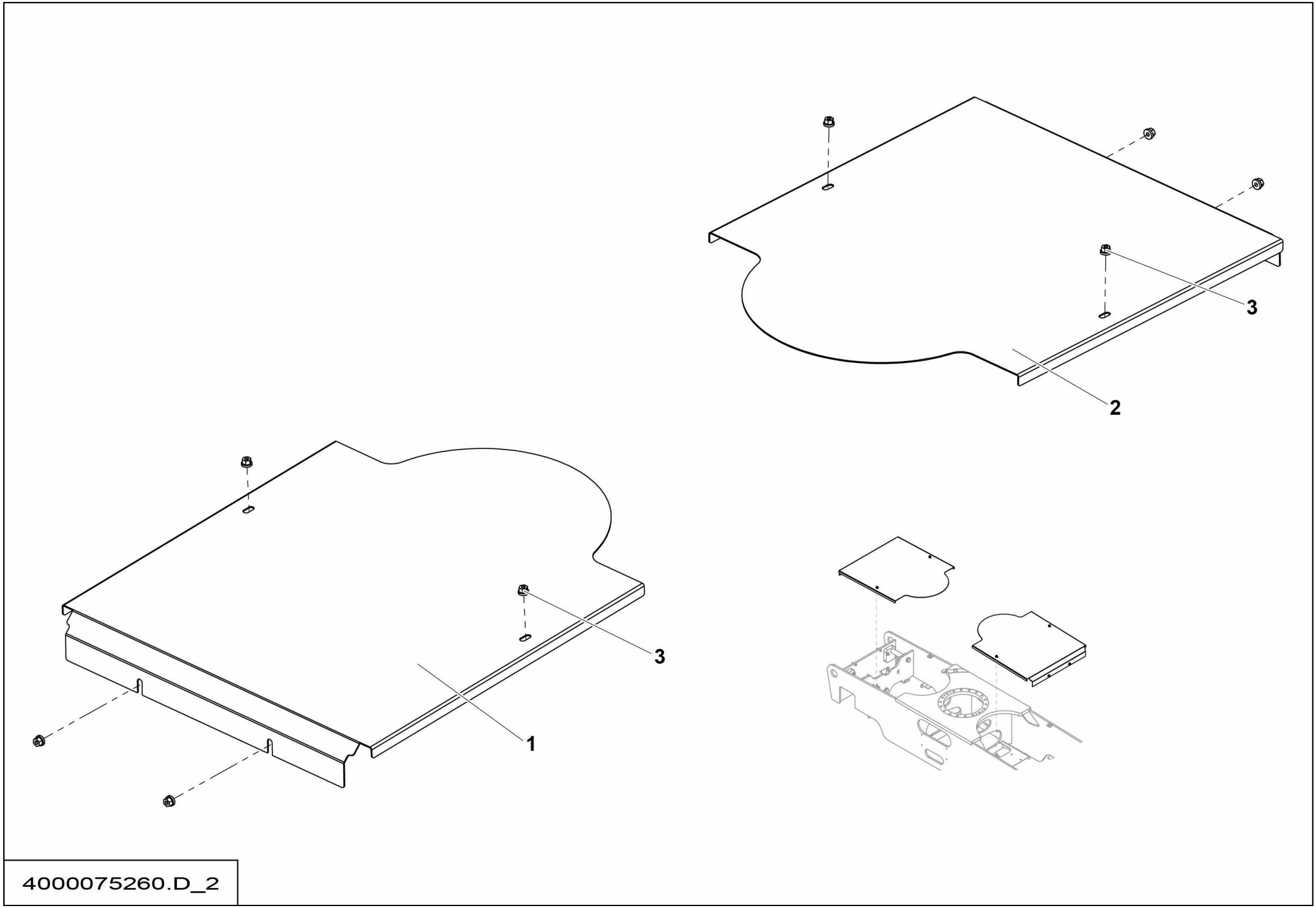
3
2
3
1
4000075260.D_2

▲ ENSEMBLE CAPOTAGE
COWLING ASSEMBLY

◀ A-130 ▶

Rep.	Désignation	Designation	Specification	Qty	Code	Up to / jusqu'à
1	CAPOT TÔLE	SHEET METAL COVER	AVANT / FRONT	1	4000075280	
2	CAPOT TÔLE	SHEET METAL COVER	ARRIÈRE / REAR	1	4000075270	
3	ÉCROU EMBASE AUTOFREINÉ	FLANGE HEX LOCKNUT	M8 CL.8 ZB	8	2700200440	

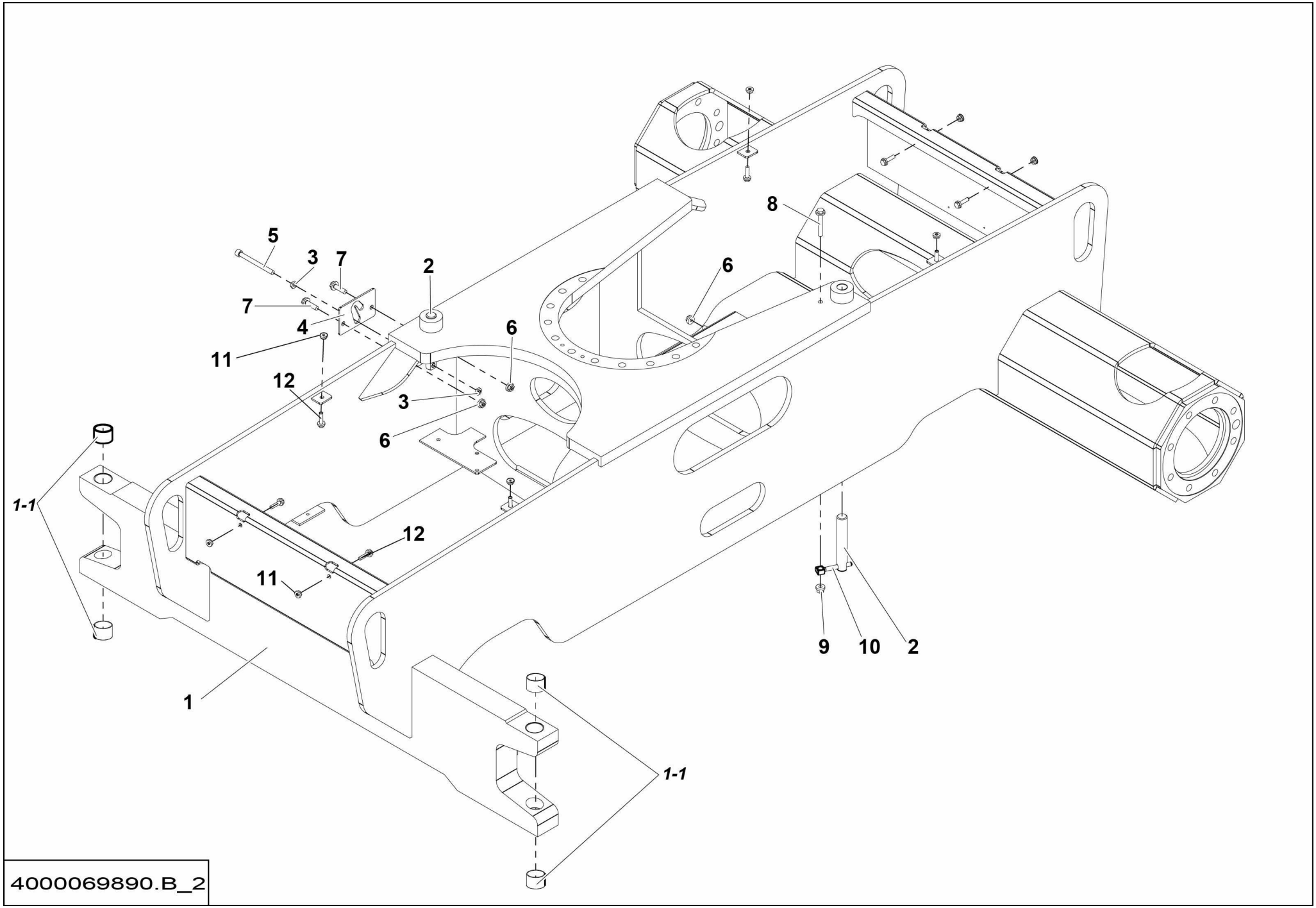
5
3
7
2
7
4
11
12
6
3
6
8
6
1-1
12
11
1
9
10
2
1-1
4000069890.B_2

▲ ENSEMBLE CHÂSSIS / SUB-FRAME UNIT — 2WS RTJ <02/2016 — ◄ A-170A ►

Rep.	Désignation	Designation	Specification	Qty	Code	Up to / jusqu'à
1	CHÂSSIS	SUB-FRAME	2WS	1	4000069910	
1-1	*BAGUE ALVEOLÉE POLYMÈRE*	*INDENTS POLYMER BEARING*	*S5717 404430*	*4*	*2390150450*	
2	AXE DE BROCHAGE	BROACHING PIN		2	4000059070	
3	ÉCROU BAS	THIN NUT	HM M10 CL.4	2	2341222040	
4	TOLE DE GUIDAGE	GUIDE PLATE		1	4000101320	
5	VIS CHC	SOCKET CAP SCREW	M10X110-32 CL.8.8	1	2308232030	
6	ÉCROU H EMBASE	HEX FLANGE NUT	M10 CL.8	2	2700200310	
7	VIS H À EMBASE	FLANGE HEAD CAP SCREW	M10X35-26 CL. 8.8	2	2700101660	
8	VIS H À EMBASE	FLANGE HEAD CAP SCREW	M10X65-26 CL. 8.8	1	2700101690	
9	ÉCROU EMBASE AUTOFREINÉ	FLANGE HEX LOCKNUT	M10 CL.8 ZB	1	2700200450	
10	CHAPE MÂLE LISSE	CLEVIS PIN	DIAM10 LG80	1	149P331750	
11	ÉCROU H EMBASE	HEX FLANGE NUT	M8 CL.8	8	2700200300	
12	VIS H À EMBASE	FLANGE HEAD CAP SCREW	M8X30-22 CL. 8.8	8	2700101610	

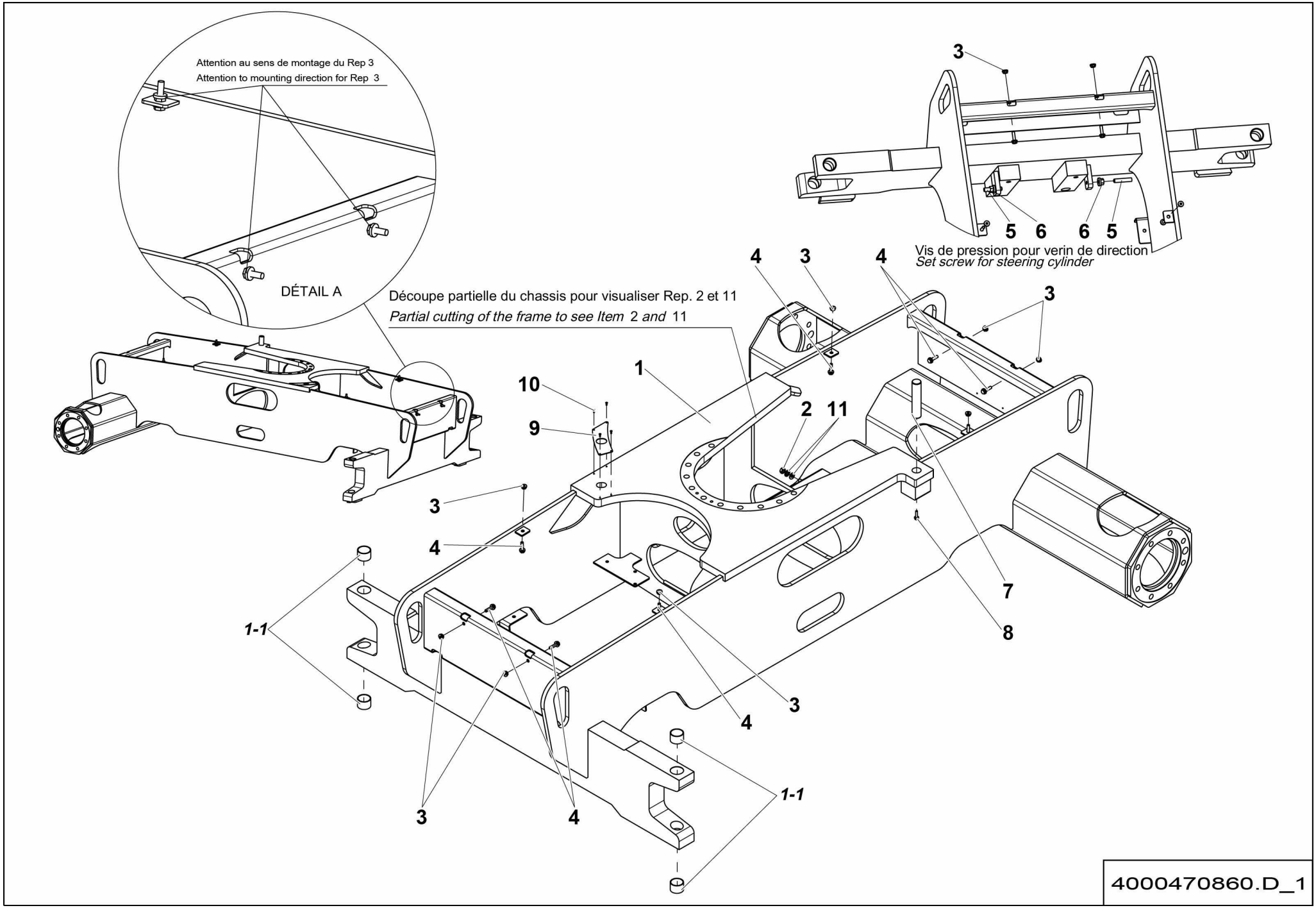
Attention au sens de montage du Rep 3
Attention to mounting direction for Rep 3
DÉTAIL A
Découpe partielle du chassis pour visualiser Rep. 2 et 11
Partial cutting of the frame to see Item 2 and 11
Vis de pression pour verin de direction
Set screw for steering cylinder
1
1-1
2
3
4
5
6
7
8
9
10
11
4000470860.D_1

ENSEMBLE CHÂSSIS
SUB-FRAME UNIT

2WS RTJ >02/2016

A-170A.1

Rep.	Désignation	Designation	Specification	Qty	Code	Up to / jusqu'à
1	CHÂSSIS	SUB-FRAME	2WS	1	4000470870	
1-1	*BAGUE ALVEOLÉE POLYMÈRE*	*INDENTS POLYMER BEARING*	*S5717 404430*	*4*	*2390150450*	
2	ÉCROU AUTOFREINÉ	HEX LOCKNUT		1	4000477350	
3	ÉCROU H EMBASE	HEX FLANGE NUT	M8 CL.8	8	2700200300	
4	VIS H À EMBASE	FLANGE HEAD CAP SCREW	M8X30-22 CL. 8.8	8	2700101610	
5	VIS STHC BOUT PLAT	SCREW STHC FLAT POINT	M12X60	2	2316131180	
6	ÉCROU EMBASE AUTOFREINÉ	FLANGE HEX LOCKNUT	M12 CL.8 ZB	2	2700200460	
7	AXE DE BROCHAGE	BROACHING PIN		1	4000480670	
8	VIS H À EMBASE	FLANGE HEAD CAP SCREW	M6X25-18 CL. 8.8	1	2700101560	
9	TÔLE DE PROTECTION	PROTECTIVE PLATE		1	4000308020	
10	RIVET AVEUGLE	BLIND RIVET	TAPD 48 BS	4	2421803570	
11	RONDELLE ÉLASTIQUE	SPRING WASHER	CS M 10 INOX	2	4000477360	

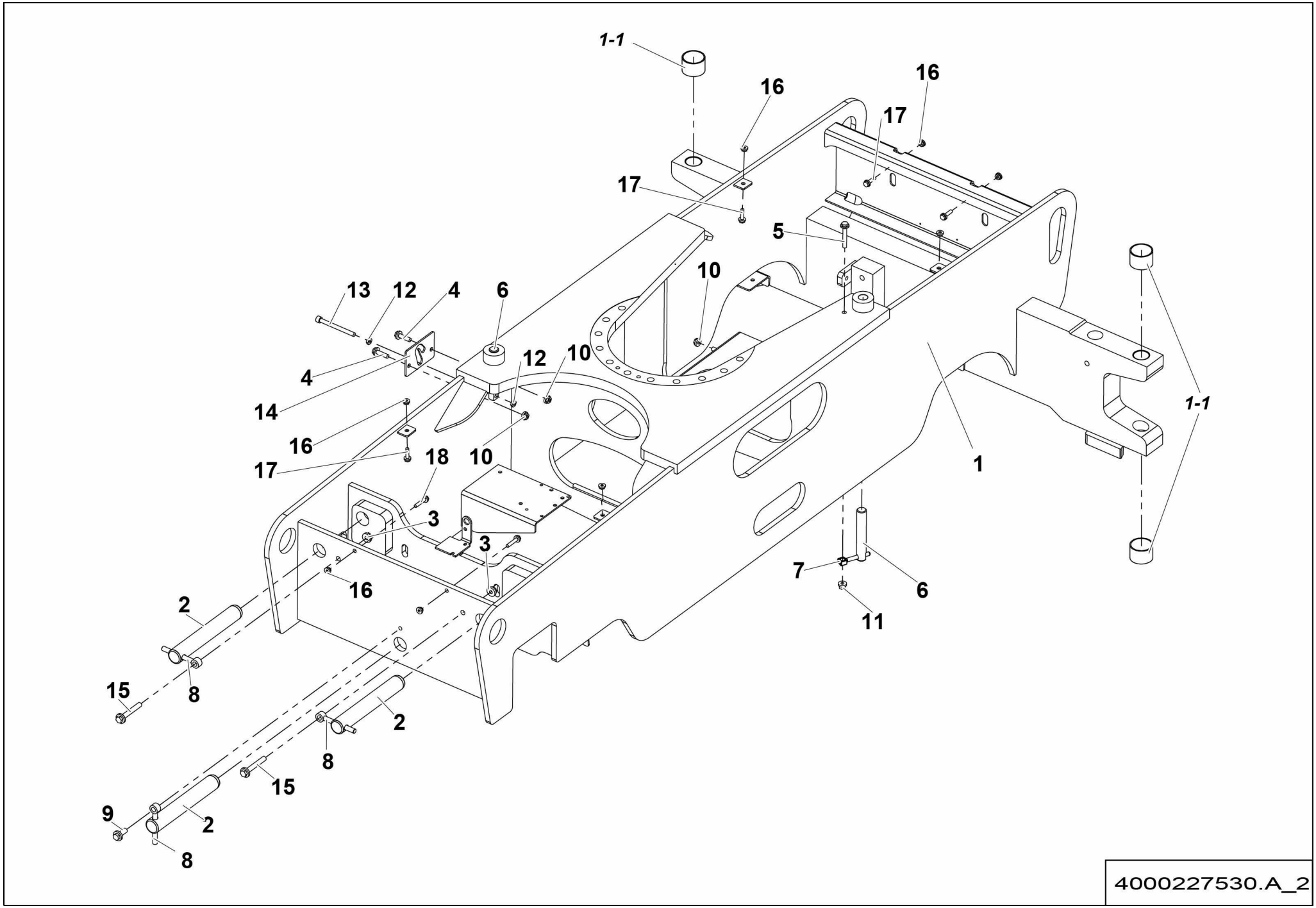
1-1
16
16
17
17
5
10
13
12
4
6
12
10
4
14
16
17
18
10
3
3
16
2
8
15
2
8
15
9
2
8
1
1-1
7
6
11
4000227530.A_2

ENSEMBLE CHÂSSIS
SUB-FRAME UNIT

2WS RTJ O <02/2016

Rep.	Désignation	Designation	Specification	Qty	Code	Up to / jusqu'à
1	CHÂSSIS	SUB-FRAME		1	4000103670	
1-1	*BAGUE ALVEOLÉE POLYMÈRE*	*INDENTS POLYMER BEARING*	*S5717 404430*	*4*	*2390150450*	
2	AXE AVEC PERÇAGE	PIN WITH DRILLING		3	166P352590	
3	ÉCROU H EMBASE	HEX FLANGE NUT	M12 CL.8	2	2700200320	
4	VIS H À EMBASE	FLANGE HEAD CAP SCREW	M10X35-26 CL. 8.8	2	2700101660	
5	VIS H À EMBASE	FLANGE HEAD CAP SCREW	M10X65-26 CL. 8.8	1	2700101690	
6	AXE DE BROCHAGE	BROACHING PIN		2	4000059070	
7	CHAPE MÂLE LISSE	CLEVIS PIN	DIAM10 LG80	1	149P331750	
8	CHAPE MÂLE LISSE	CLEVIS PIN		3	183P245960	
9	VIS H À EMBASE	FLANGE HEAD CAP SCREW	M12X30-30 CL. 8.8	1	2700101710	
10	ÉCROU H EMBASE	HEX FLANGE NUT	M10 CL.8	3	2700200310	
11	ÉCROU EMBASE AUTOFREINÉ	FLANGE HEX LOCKNUT	M10 CL.8 ZB	1	2700200450	
12	ÉCROU BAS	THIN NUT	HM M10 CL.4	2	2341222040	
13	VIS CHC	SOCKET CAP SCREW	M10X110-32 CL.8.8	1	2308232030	
14	TÔLE DE GUIDAGE	GUIDE PLATE		1	4000101320	
15	VIS H À EMBASE	FLANGE HEAD CAP SCREW	M12X80-30 CL. 8.8	2	4000098420	
16	ÉCROU H EMBASE	HEX FLANGE NUT	M8 CL.8	8	2700200300	
17	VIS H À EMBASE	FLANGE HEAD CAP SCREW	M8X30-22 CL. 8.8	6	2700101610	
18	VIS H À EMBASE	FLANGE HEAD CAP SCREW	M8X40-22 CL. 8.8	2	2700101620	

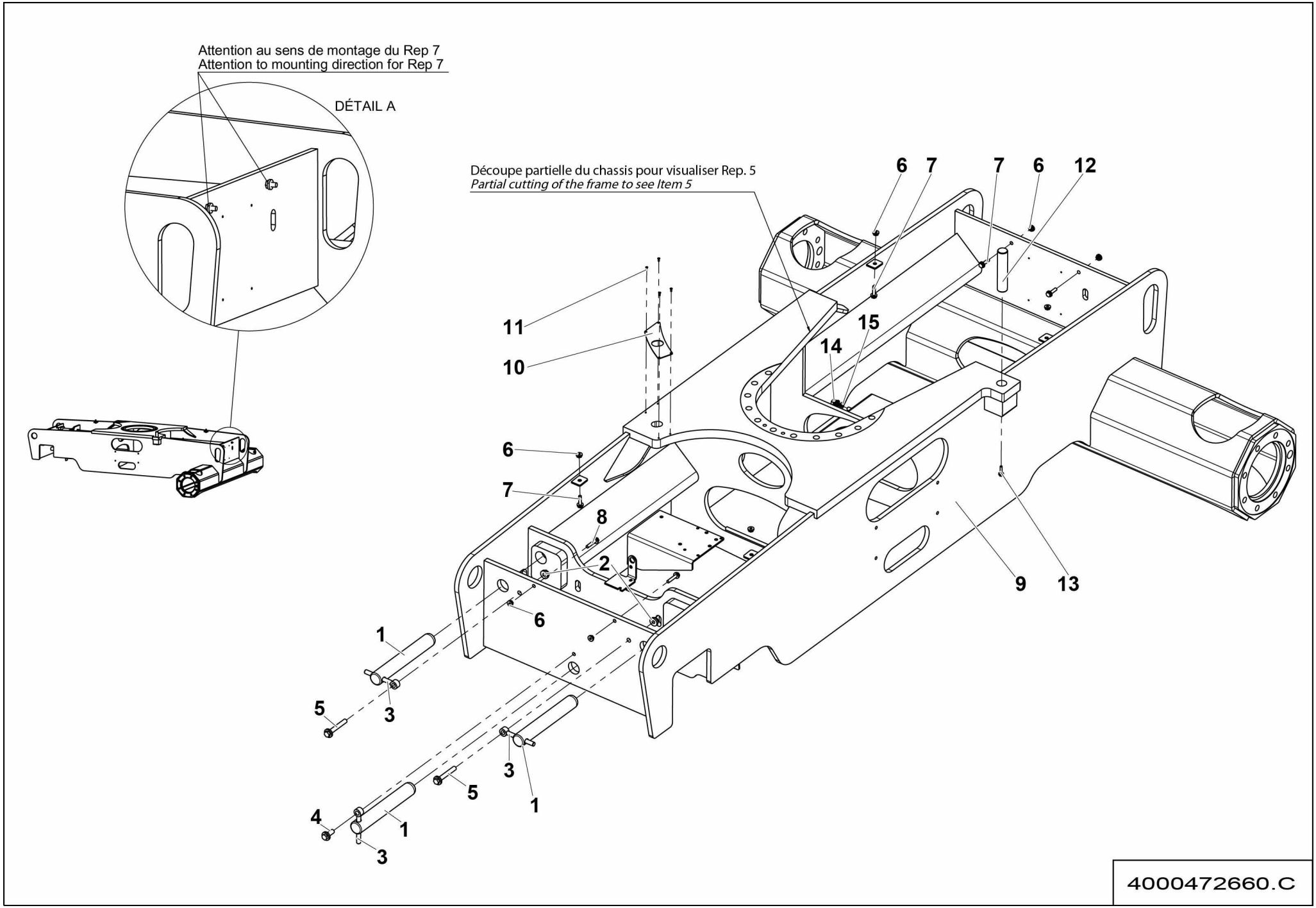
Attention au sens de montage du Rep 7
Attention to mounting direction for Rep 7
DÉTAIL A
Découpe partielle du chassis pour visualiser Rep. 5
Partial cutting of the frame to see Item 5
6
7
7
6
12
11
10
15
14
6
7
8
2
6
9
13
1
5
3
3
5
1
4
1
3
4000472660.C

▲ ENSEMBLE CHÂSSIS
SUB-FRAME UNIT

2WS RTJ O >02/2016

◀ A-170B/ D.1 ▶

Rep.	Désignation	Designation	Specification	Qty	Code	Up to / jusqu'à
1	AXE AVEC PERÇAGE	PIN WITH DRILLING		3	166P352590	
2	ÉCROU H EMBASE	HEX FLANGE NUT	M12 CL.8	2	2700200320	
3	CHAPE MÂLE LISSE	CLEVIS PIN		3	183P245960	
4	VIS H À EMBASE	FLANGE HEAD CAP SCREW	M12X30-30 CL. 8.8	1	2700101710	
5	VIS H À EMBASE	FLANGE HEAD CAP SCREW	M12X80-30 CL. 8.8	2	4000098420	
6	ÉCROU H EMBASE	HEX FLANGE NUT	M8 CL.8	8	2700200300	
7	VIS H À EMBASE	FLANGE HEAD CAP SCREW	M8X30-22 CL. 8.8	6	2700101610	
8	VIS H À EMBASE	FLANGE HEAD CAP SCREW	M8X40-22 CL. 8.8	2	2700101620	
9	CHÂSSIS	SUB-FRAME	AVEC ESSIEU OSSCILANT / WITH OSCILLATING AXLE	1	4000417090	
10	TÔLE DE PROTECTION	PROTECTIVE PLATE		1	4000308020	
11	RIVET AVEUGLE	BLIND RIVET	TAPD 48 BS	4	2421803570	
12	AXE DE BROCHAGE	BROACHING PIN		1	4000480670	
13	VIS H À EMBASE	FLANGE HEAD CAP SCREW	M6X25-18 CL. 8.8	1	2700101560	
14	ÉCROU AUTOFREINÉ	HEX LOCKNUT		1	4000477350	
15	RONDELLE ÉLASTIQUE	SPRING WASHER	CS M 10 INOX	2	4000477360	

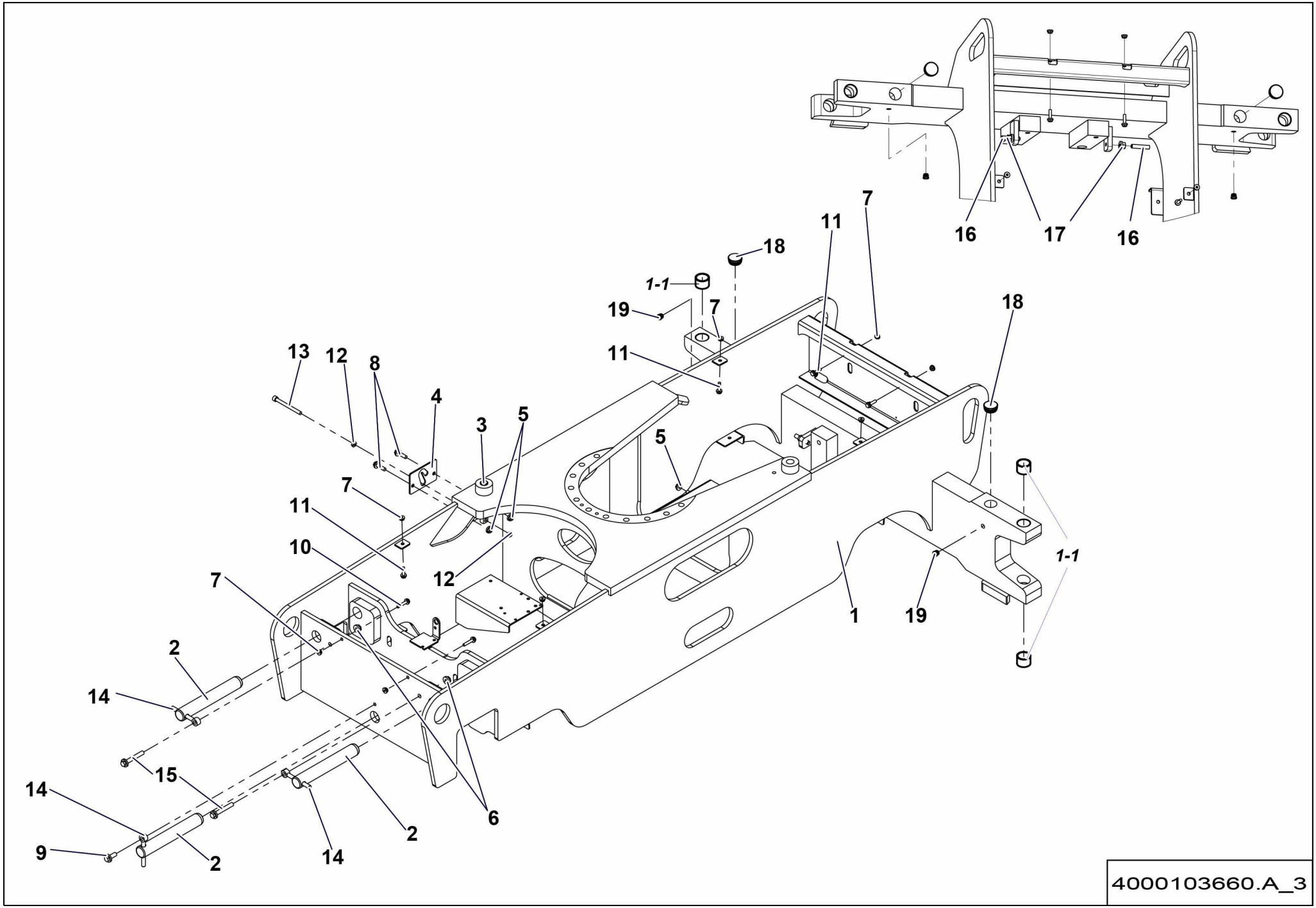
16
17
16
7
11
18
1-1
19
7
18
13
12
8
11
4
3
5
5
7
11
10
12
7
1
19
1-1
2
14
15
14
6
2
9
2
14
4000103660.A_3

▲ ENSEMBLE CHÂSSIS
SUB-FRAME UNIT

4WS RTJ PRO <02/2016

Rep.	Désignation	Designation	Specification	Qty	Code	Up to / jusqu'à
1	CHÂSSIS	SUB-FRAME	4WS	1	4000103670	
1-1	*BAGUE ALVEOLÉE POLYMÈRE*	*INDENTS POLYMER BEARING*	*S5717 404430*	*4*	*2390150450*	
2	AXE AVEC PERÇAGE	PIN WITH DRILLING		3	166P352590	
3	AXE DE BROCHAGE	BROACHING PIN		1	4000059070	
4	TOLE DE GUIDAGE	GUIDE PLATE		1	4000101320	
5	ÉCROU H EMBASE	HEX FLANGE NUT	M10 CL.8	3	2700200310	
6	ÉCROU H EMBASE	HEX FLANGE NUT	M12 CL.8	2	2700200320	
7	ÉCROU H EMBASE	HEX FLANGE NUT	M8 CL.8	8	2700200300	
8	VIS H À EMBASE	FLANGE HEAD CAP SCREW	M10X35-26 CL. 8.8	2	2700101660	
9	VIS H À EMBASE	FLANGE HEAD CAP SCREW	M12X30-30 CL. 8.8	1	2700101710	
10	VIS H À EMBASE	FLANGE HEAD CAP SCREW	M8X40-22 CL. 8.8	2	2700101620	
11	VIS H À EMBASE	FLANGE HEAD CAP SCREW	M8X30-22 CL. 8.8	6	2700101610	
12	ÉCROU BAS	THIN NUT	HM M10 CL.4	2	2341222040	
13	VIS CHC	SOCKET CAP SCREW	M10X110-32 CL.8.8	1	2308232030	
14	CHAPE MALE LISSE	CLEVIS PIN	D12 X110	3	183P245960	
15	VIS H À EMBASE	FLANGE HEAD CAP SCREW	M12X80-30 CL. 8.8	2	4000098420	
16	VIS STHC BOUT PLAT	SCREW STHC FLAT POINT	M12X60	2	2316131180	
17	ÉCROU EMBASE AUTOFREINÉ	FLANGE HEX LOCKNUT	M12 CL.8 ZB	2	2700200460	
18	BOUCHON DE PROTECTION	PROTECTIVE CAP		2	4000274760	
19	BOUCHON DE PROTECTION	PROTECTIVE CAP		2	4000274770	

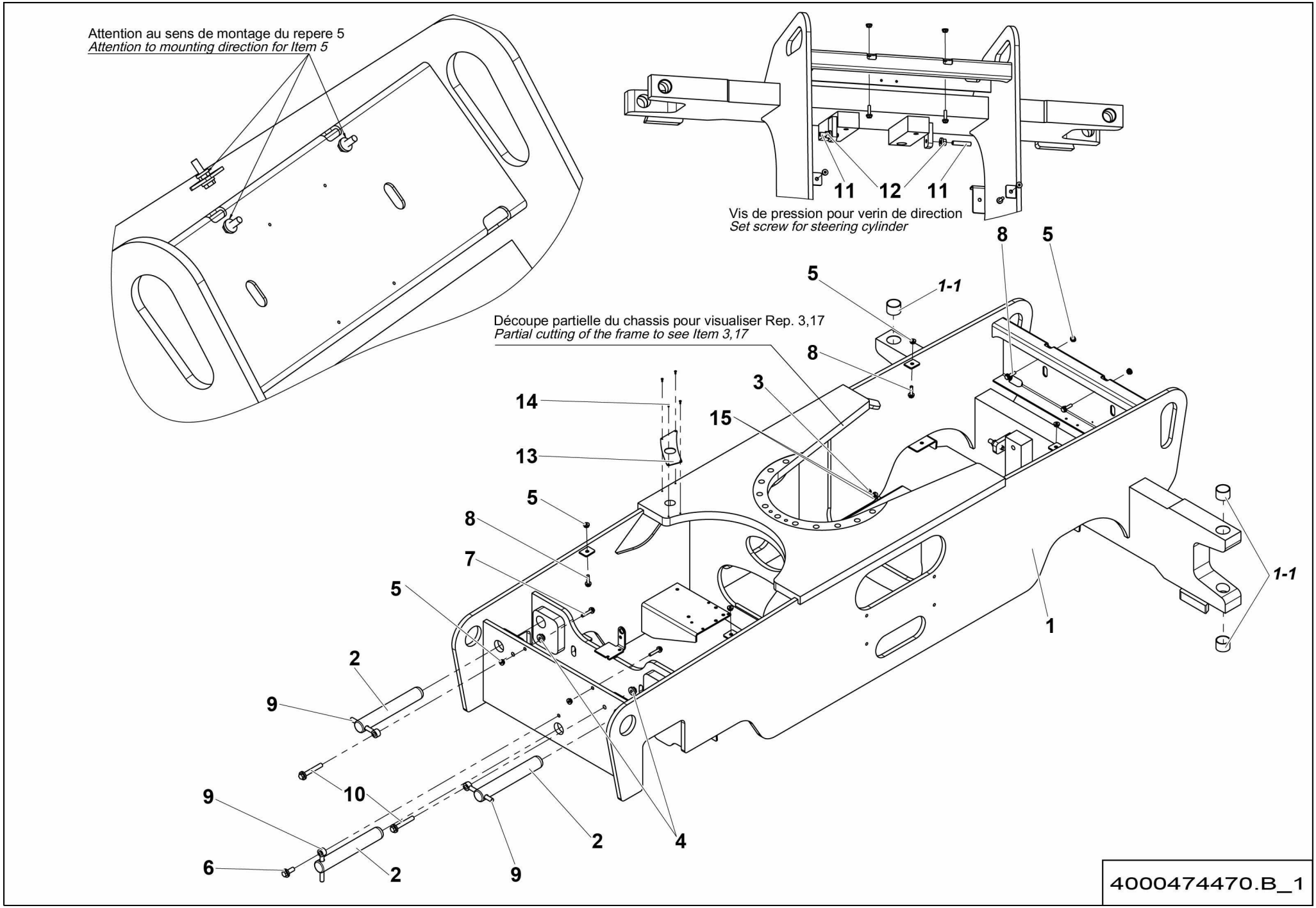
Attention au sens de montage du repere 5
Attention to mounting direction for Item 5
11
12
11
Vis de pression pour verin de direction
Set screw for steering cylinder
8
5
5
1-1
Découpe partielle du chassis pour visualiser Rep. 3,17
Partial cutting of the frame to see Item 3,17
8
3
14
15
13
5
8
7
5
2
9
10
9
6
2
9
2
4
1
1-1
4000474470.B_1

▲ ENSEMBLE CHÂSSIS
SUB-FRAME UNIT

4WS RTJ PRO >02/2016

◀ A-170C/ E.1 ▶

Rep.	Désignation	Designation	Specification	Qty	Code	Up to / jusqu'à
1	CHÂSSIS	SUB-FRAME	4WS	1	4000474480	
1-1	*BAGUE ALVEOLÉE POLYMÈRE*	*INDENTS POLYMER BEARING*	*S5717 404430*	*4*	*2390150450*	
2	AXE AVEC PERÇAGE	PIN WITH DRILLING		3	166P352590	
3	ÉCROU AUTOFREINÉ	HEX LOCKNUT		1	4000477350	
4	ÉCROU H EMBASE	HEX FLANGE NUT	M12 CL.8	2	2700200320	
5	ÉCROU H EMBASE	HEX FLANGE NUT	M8 CL.8	8	2700200300	
6	VIS H À EMBASE	FLANGE HEAD CAP SCREW	M12X30-30 CL. 8.8	1	2700101710	
7	VIS H À EMBASE	FLANGE HEAD CAP SCREW	M8X40-22 CL. 8.8	2	2700101620	
8	VIS H À EMBASE	FLANGE HEAD CAP SCREW	M8X30-22 CL. 8.8	6	2700101610	
9	CHAPE MÂLE LISSE	CLEVIS PIN	D12 X110	3	183P245960	
10	VIS H À EMBASE	FLANGE HEAD CAP SCREW	M12X80-30 CL. 8.8	2	4000098420	
11	VIS STHC BOUT PLAT	SCREW STHC FLAT POINT	M12X60	2	2316131180	
12	ÉCROU EMBASE AUTOFREINÉ	FLANGE HEX LOCKNUT	M12 CL.8 ZB	2	2700200460	
13	TÔLE DE PROTECTION	PROTECTIVE PLATE		1	4000308020	
14	RIVET AVEUGLE	BLIND RIVET	TAPD 48 BS	4	2421803570	
15	RONDELLE ÉLASTIQUE	SPRING WASHER	CS M 10 INOX	2	4000477360	

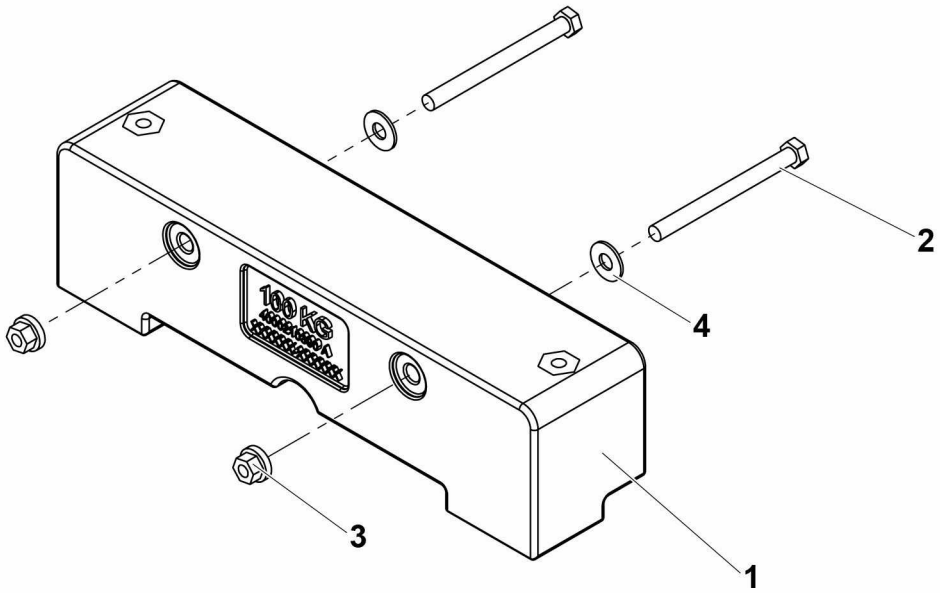

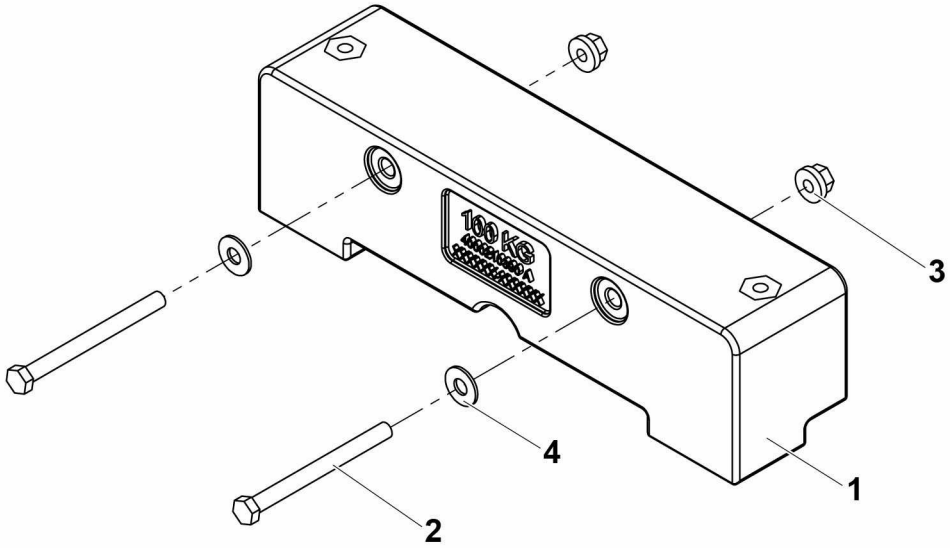

4000210380.A

▲ ENSEMBLE CONTREPOIDS / COUNTERWEIGHT ASSEMBLY

RTJ PRO **<02/2016** ◀ **A-260C/E** ▶

Rep.	Désignation	Designation	Specification	Qty	Code	Up to / jusqu'à
1	CONTREPOIDS MOULÉ	MOULDED COUNTERWEIGHT		2	4000210390	
2	VIS H	CAP SCREW	M16X180-44 CL.8.8	4	2301232530	
3	ÉCROU EMBASE AUTOFREINÉ	FLANGE HEX LOCKNUT	M16 CL.8 ZB	4	2700200470	
4	RONDELLE PLATE	ROUND HOLE WASHER	17 - 40 - 3 - CL.8.8	4	2351123130	

YV150R

P.	SIZE	REF.	NUM	TERM/PLUG
1	1	CE01/4	602	4000050640
2	1	SPL0_1	0	4000050640

CE02

P.	SIZE	REF.	NUM	TERM/PLUG
1	2	SPL0_1	0	4000030290
2	2	SPL690	690	4000030290
3	2	SPL0_1	0	4000030290
4	2	SPL686	686	4000030290
5	2	SPL687	687	4000030290
6				

YV150L

P.	SIZE	REF.	NUM	TERM/PLUG
1	1	CE01/3	601	4000050640
2	1	SPL0_1	0	4000050640

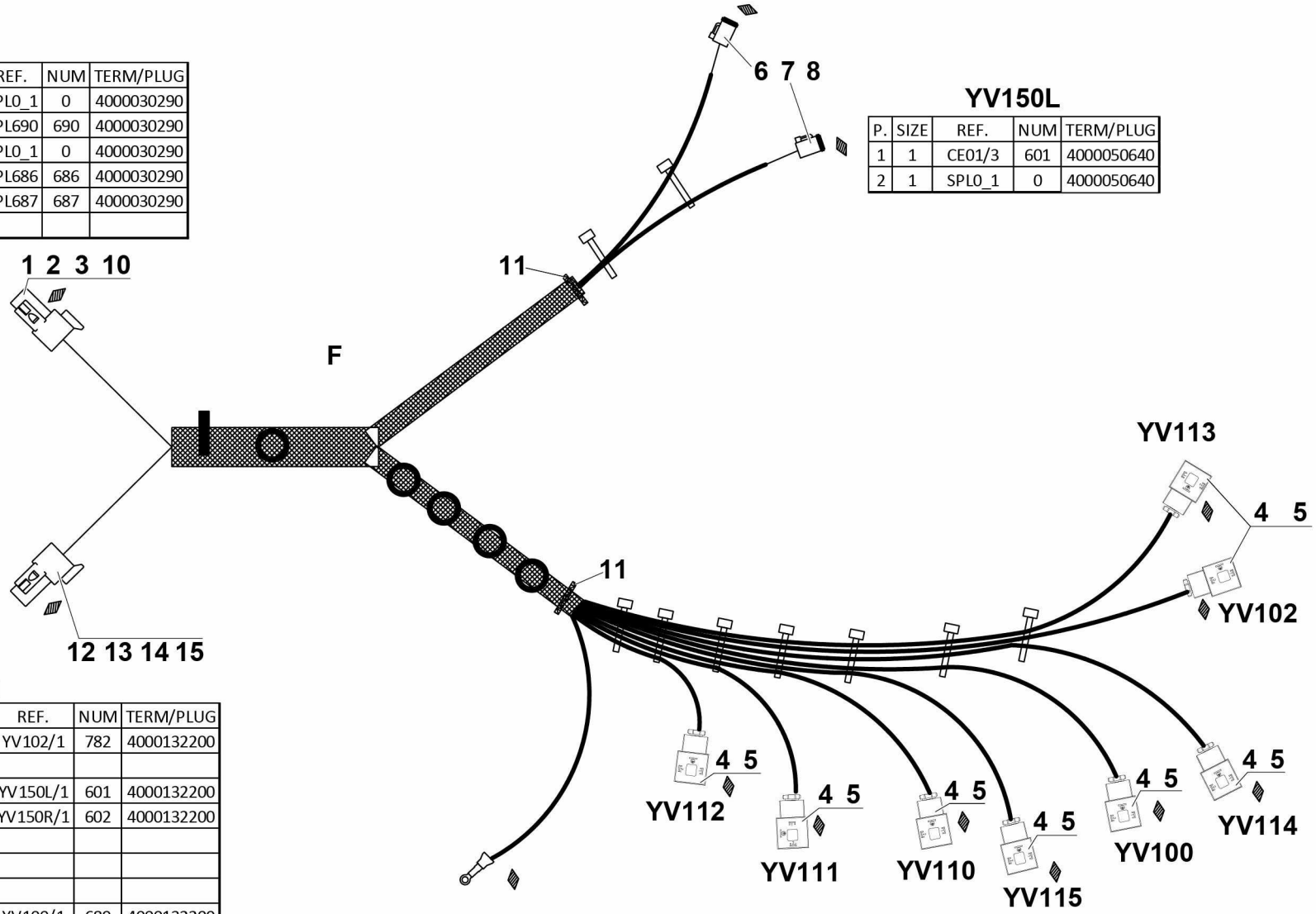

CE01

P.	SIZE	REF.	NUM	TERM/PLUG
1	1	YV102/1	782	4000132200
2				
3	1	YV150L/1	601	4000132200
4	1	YV150R/1	602	4000132200
5				
6				
7				
8	1	YV100/1	689	4000132200

4000136300.A_3

▲ ENSEMBLE FAISCEAUX BUNDLES RTJ ◀ A-320A ▶

Rep.	Désignation	Designation	Specification	Qty	Code	Up to / jusqu'à
F	FAISCEAU	LOOM		1	4000136310	
1	CONNECTEUR	CONNECTOR		1	4000137680	
2	ACCESSOIRE	ACCESSORIES	WEDGELOCK	1	4000132170	
3	COSSE	LUG	PIN SIZE 16	5	4000030290	
4	BORNIER	TERMINAL BLOCK		8	2442009180	
5	EMBOUT DE CÂBLAGE	CABLE END	ROUGE / RED	16	2440502250	
6	CONNECTEUR	CONNECTOR	2 VOIES WAYS	2	2901013690	
7	ACCESSOIRE	ACCESSORIES	WEDGELOCK	2	2901013700	
8	COSSE	LUG	SOCKET SIZE 16 WIRE 16-20	4	4000050640	
10	BOUCHON D'ÉTANCHÉITÉ	SEALING PLUG		1	4000207120	
11	SERRE CÂBLE	WIRE CLAMP		2	4000137070	
12	CONNECTEUR	CONNECTOR		1	4000132180	
13	ACCESSOIRE	ACCESSORIES	WEDGELOCK	1	4000132190	
14	COSSE	LUG	PIN SIZE 20	4	4000132200	
15	OBTURATEUR	SEAL	ROUGE / RED	4	2901014340	

YV107				
P.	SIZ.	WIRE NB	NUM.	TERM./PLUG
1	1	CE01/5	621	4000213100
2	1	SPL0_2	0	4000213100

YV108				
P.	SIZ.	WIRE NB	NUM.	TERM./PLUG
1	1	CE01/6	622	4000213100
2	1	SPL0_2	0	4000213100

YV150R				
P.	SIZ.	WIRE NB	NUM.	TERM./PLUG
1	1	CE01/4	602	4000213100
2	1	SPL0_2	0	4000213100

YV150L				
P.	SIZ.	WIRE NB	NUM.	TERM./PLUG
1	1	CE01/3	601	4000213100
2	1	SPL0_2	0	4000213100

YV105				
P.	SIZ.	WIRE NB	NUM.	TERM./PLUG
1	1	CE01/2	783	4000213100
2	1	SPL0_2	0	4000213100

YV101				
P.	SIZ.	WIRE NB	NUM.	TERM./PLUG
1	1	CE01/7	780	4000213100
2	1	SPL0_2	0	4000213100

SP109				
P.	SIZ.	WIRE NB	NUM.	TERM./PLUG
1	0.5	SPL0_2	0	4000213100
2	0.75	CE02/6	212	4000213100

YV113			
P.	SIZ.	WIRE NB	NUM.
1	1	SPL687	687
2	1	SPL0_3	0

CE02

P.	SIZ.	REF.	NUM.	TERM./PLUG
1	2	SPL0_1	0	4000213080
2	2	SPL690	690	4000213080
3	2	SPL0_1	0	4000213080
4	2	SPL686	686	4000213080
5	2	SPL687	687	4000213080
6	0.75	SP109/2	212	4000213080

CE01

P.	SIZ.	REF.	NUM.	TERM./PLUG
1	1	YV102/1	782	4000132200
2	1	YV105/1	783	4000132200
3	1	YV105L/1	601	4000132200
4	1	YV105R/1	602	4000132200
5	1	YV107/1	621	4000132200
6	1	YV108/1	622	4000132200
7	1	YV101/1	780	4000132200
8	1	YV100/1	689	4000132200

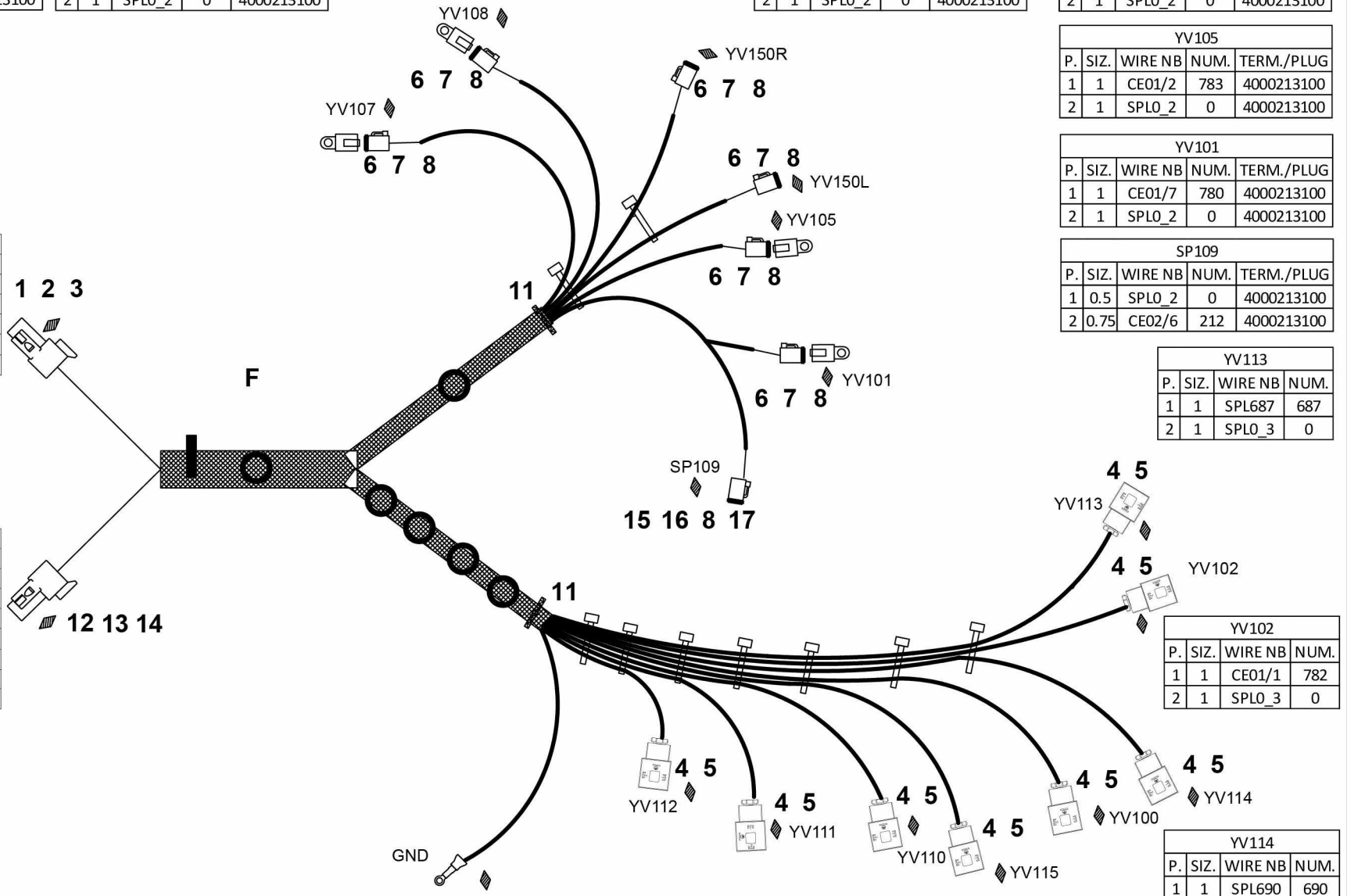

YV102			
P.	SIZ.	WIRE NB	NUM.
1	1	CE01/1	782
2	1	SPL0_3	0

YV114			
P.	SIZ.	WIRE NB	NUM.
1	1	SPL690	690
2	1	SPL0_3	0

YV112			
P.	SIZ.	WIRE NB	NUM.
1	1	SPL690	690
2	1	SPL0_3	0

YV111			
P.	SIZ.	WIRE NB	NUM.
1	1	SPL686	686
2	1	SPL0_3	0

YV110			
P.	SIZ.	WIRE NB	NUM.
1	1	SPL686	686
2	1	SPL0_3	0

YV115			
P.	SIZ.	WIRE NB	NUM.
1	1	SPL687	687
2	1	SPL0_3	0

YV100			
P.	SIZ.	WIRE NB	NUM.
1	1	CE01/8	689
2	1	SPL0_3	0

4000136280.B_2

▲ ENSEMBLE FAISCEAUX BUNDLES

RTJ O / RTJ PRO

◀ A-320B/ C/D/E ▶

Rep.	Désignation	Designation	Specification	Qty	Code	Up to / jusqu'à
F	FAISCEAU	LOOM	CHASSIS / FRAME	1	4000064950	
1	CONNECTEUR	CONNECTOR		1	4000022240	
2	ACCESSOIRE	ACCESSORIES	WEDGELOCK	1	4000132170	
3	COSSE	LUG		6	4000213080	
4	BORNIER	TERMINAL BLOCK		8	2442009180	
5	EMBOUT DE CÂBLAGE	CABLE END	ROUGE / RED	16	2440502250	
6	CONNECTEUR	CONNECTOR		6	2901013690	
7	ACCESSOIRE	ACCESSORIES	WEDGELOCK	6	2901013700	
8	COSSE	LUG		14	4000213100	
11	SERRE CÂBLE	WIRE CLAMP		2	4000137070	
12	CONNECTEUR	CONNECTOR		1	4000132180	
13	ACCESSOIRE	ACCESSORIES	WEDGELOCK	1	4000132190	
14	COSSE	LUG	PIN SIZE 20	8	4000132200	
15	CONNECTEUR	CONNECTOR	4 VOIES / WAYS	1	2901009210	
16	ACCESSOIRE	ACCESSORIES	WEDGELOCK	1	2901009230	
17	BOUCHON D'ÉTANCHÉITÉ	SEALING PLUG		2	4000207120	

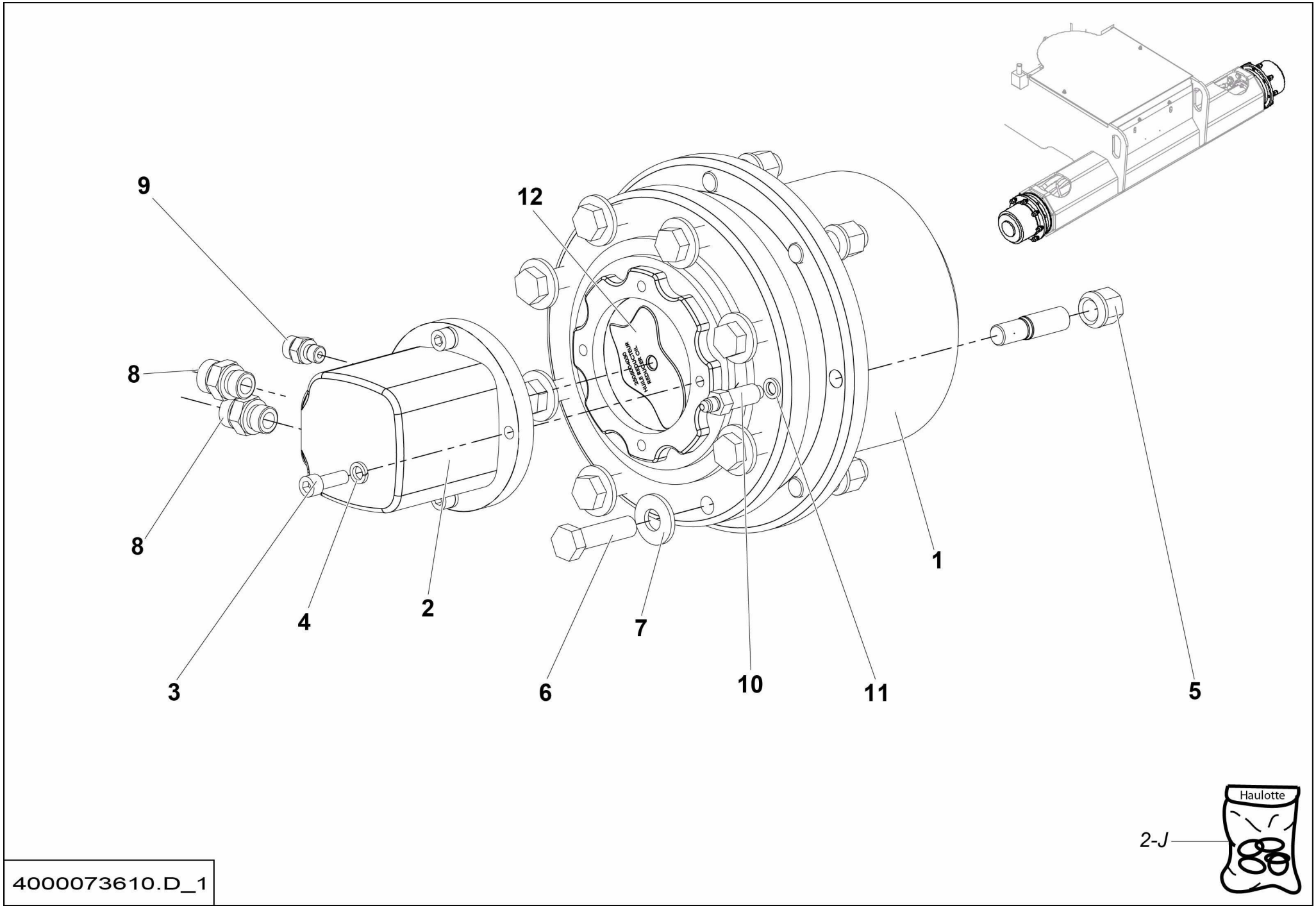
9
12
8
8
1
2
4
7
3
6
10
11
5
Haulotte
2-J
4000073610.D_1

ESSIEU FIXE MOTEUR
DRIVING FIXED AXLE

2WS RTJ **<02/2016** **A-330A**

Rep.	Désignation	Designation	Specification	Qty	Code	Up to / jusqu'à
1	**RÉDUCTEUR DE TRANSLATION**	**TRAVEL REDUCER**		**2**	**4000106470**	**SEE DETAILS**
2	MOTEUR HYDRAULIQUE À ENGRENAGES	GEAR HYDRAULIC MOTOR		2	4000006190	
2-J	*POCHETTE DE JOINTS*	*SEAL KIT*	*VERSION 2 - S021302*	*1*	*2505006380*	
3	VIS CHC	SOCKET CAP SCREW	M10X30-30 CL.10.9	8	2338331370	
4	RONDELLE ÉLASTIQUE	SPRING WASHER	W 10	8	2351201090	
5	ÉCROU DE ROUE	WHEEL NUT	A 18 - 8	16	2600502110	
6	VIS H	CAP SCREW	M16X60-38 CL.8.8	16	2301232390	
7	RONDELLE ÉLASTIQUE	SPRING WASHER	CL16	16	2351900010	
8	UNION MÂLE	MALE UNION	1-2 BSPP 1-14 UNF	4	2501000830	
9	UNION MÂLE	MALE UNION	1/4 BSPP 11/16-16 UNF ORFS	2	2501000570	
10	RACCORD MÂLE	MALE CONNECTION	M10 P100 7/16-20 UNF	2	179P261130	
11	JOINT CUIVRE	COPPER SEAL	Ø10,1X15,7X2,5	2	2399002130	
12	HUILE	OIL	80W90	1.2L	2505004030	

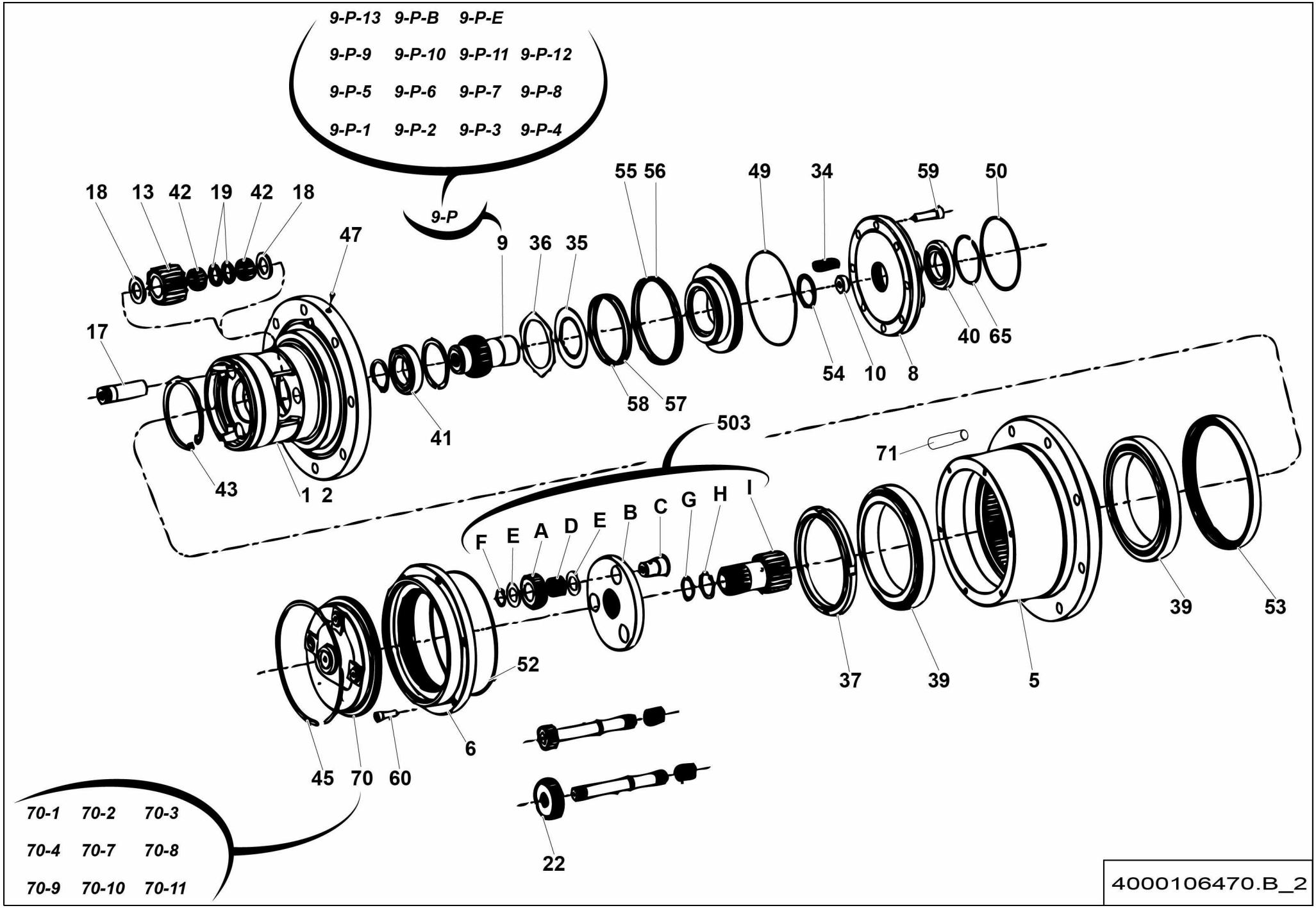
9-P-13 9-P-B 9-P-E
9-P-9 9-P-10 9-P-11 9-P-12
9-P-5 9-P-6 9-P-7 9-P-8
9-P-1 9-P-2 9-P-3 9-P-4
9-P
18 13 42 19 42 18
47
17
9 36 35
55 56
49
34
59
50
40 65
54 10 8
58 57
41
43
1 2
503
71
F E A D E B C G H I
39
53
52
37 39 5
45 70 60
6
22
70-1 70-2 70-3
70-4 70-7 70-8
70-9 70-10 70-11
4000106470.B_2

▲ RÉDUCTEUR DE TRANSLATION
TRAVEL REDUCER

Rep.	Désignation	Designation	Specification	Qty	Code	Up to / jusqu'à
1	FUSÉE	FUSE		1	4000086420	
2	FUSÉE	FUSE		1	4000278850	
5	MOYEU	HUB		1	4000072420	
6	ROUE DENTÉE	TOOTHED WHEEL		1	2325000080	
8	BRIDE	FLANGE		1	2325003450	
9	MANCHON	SLEEVE		1	2325005050	
9-P	*RÉDUCTEUR DE ROUE*	*WHEEL REDUCER*	*R=18*	*1*	*2427102010*	
9-P-1	*JOINT*	*OR*		*1*	*2399004480*	
9-P-2	*JOINT*	*OR*		*1*	*2399004490*	
9-P-3	*JOINT*	*QUAD-RING*		*1*	*2399004500*	
9-P-4	*BUTÉE*	*STOP*		*1*	*2420212170*	
9-P-5	*COUVERCLE*	*COVER*		*1*	*2420322210*	
9-P-6	*PLAQUE DÉCRABOTAGE*	*DISCONNECTION PLATE*		*1*	*2421609330*	
9-P-7	*POCHETTE DE JOINTS*	*SEAL KIT*	*CF*	*1*	*2421692440*	
9-P-8	*POCHETTE DE JOINTS*	*SEAL KIT*	*SF*	*1*	*2421692450*	
9-P-9	*POCHETTE DE JOINTS*	*SEAL KIT*	*CWD20*	*1*	*2421692460*	
9-P-10	*POCHETTE DE JOINTS*	*SEAL KIT*		*1*	*2421692470*	
9-P-11	*POCHETTE DE JOINTS*	*SEAL KIT*	*AF*	*1*	*2421694010*	
9-P-12	*POCHETTE DE JOINTS*	*SEAL KIT*		*1*	*2421694020*	
9-P-13	*CIRCLIPS*	*SNAP RING*	*SB173*	*1*	*2479001120*	
9-P-B	*BUTÉE*	*STOP*		*1*	*2325005070*	
9-P-E	*ENTRETOISE*	*SPACER*		*1*	*2325005080*	
10	BUTÉE	STOP		1	2325004520	
13	PIGNON SATELLITE	SATELLITE PINION		3	2325004200	
17	AXE AVEC PERCAGE	PIN WITH DRILLING		3	4000278860	
18	BUTÉE	STOP		6	2325005070	

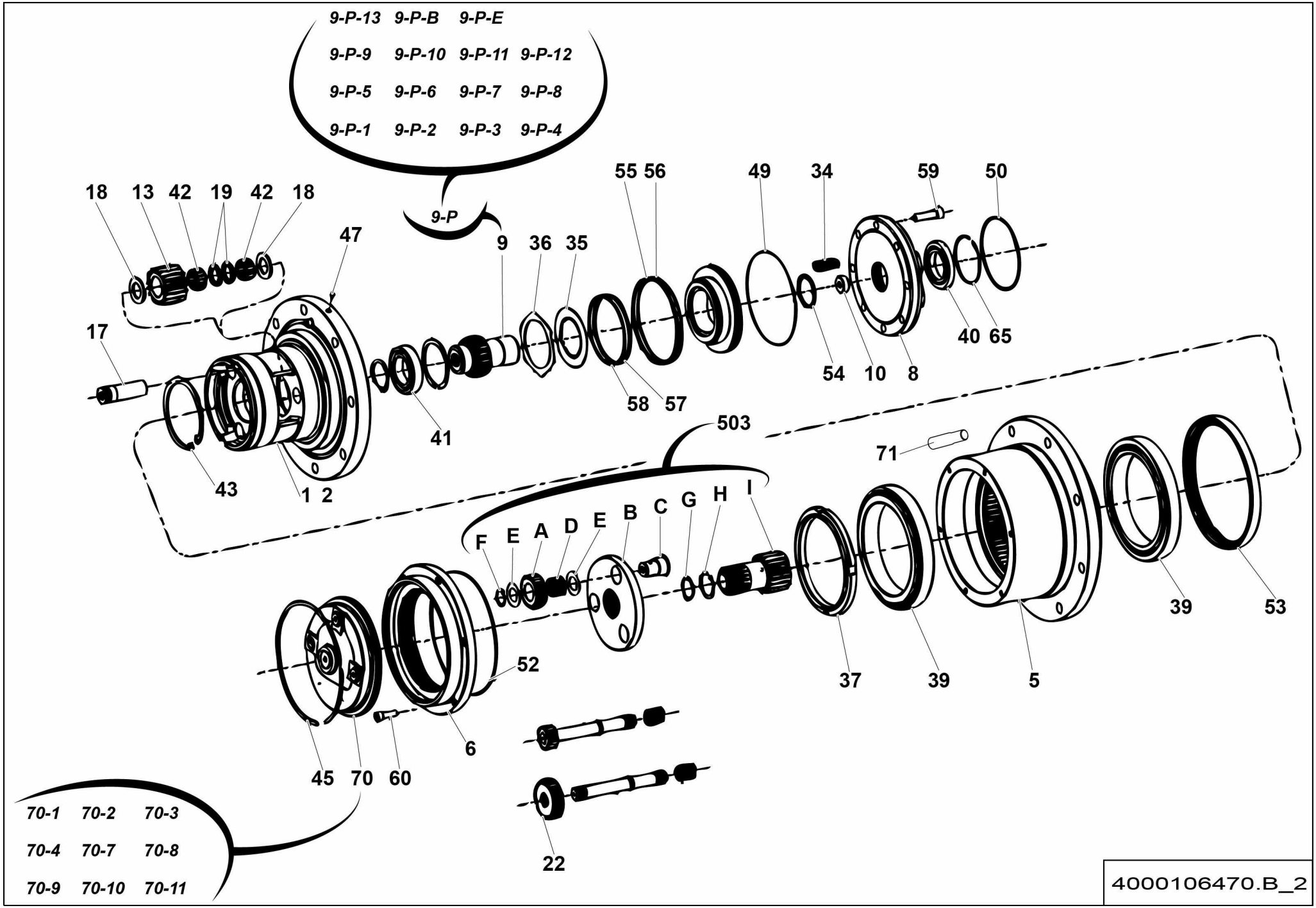
9-P-13 9-P-B 9-P-E
9-P-9 9-P-10 9-P-11 9-P-12
9-P-5 9-P-6 9-P-7 9-P-8
9-P-1 9-P-2 9-P-3 9-P-4
9-P
18 13 42 19 42 18
47
17
9 36 35
55 56
49
34
59
50
40 65
54 10 8
58 57
41
43
1 2
503
71
F E A D E B C G H I
39
53
52
37
39
5
45 70 60
6
22
70-1 70-2 70-3
70-4 70-7 70-8
70-9 70-10 70-11
4000106470.B_2

▲ RÉDUCTEUR DE TRANSLATION
TRAVEL REDUCER

Rep.	Désignation	Designation	Specification	Qty	Code	Up to / jusqu'à
19	ENTRETOISE	SPACER		6	2325005080	
22	PIGNON CENTRAL	CENTRAL PINION		1	2325000290	
34	RESSORT DE COMPRESSION	COMPRESSION SPRING		16	2421803590	
35	DISQUE DE FRICTION	FRICTION DISC		5	2325001640	
36	DISQUE DE FREIN	BRAKE DISC		6	2325001630	
37	ÉCROU H	HEX NUT	M133X2	1	4000077670	
39	ROULEMENT À BILLE	BALL BEARING	L327249-10 (RX)	2	2451930150	
40	ROULEMENT À BILLE	BALL BEARING		1	2326011560	
41	ROULEMENT À BILLE	BALL BEARING		1	1660000006008	
42	ROULEMENT	BEARING	K22X29X16A	6	2326013650	
43	ATTACHE DE FIXATION	FASTENER CIRCLIPS		1	2325001620	
45	ATTACHE DE FIXATION	FASTENER CIRCLIPS		1	2325001850	
47	BOUCHON OPERCULE	SAFETY SEAL PLUG		1	4000212440	
49	JOINT TORIQUE	O RING		1	4000278890	
50	JOINT TORIQUE	O RING	100X3	1	2325003250	
52	JOINT TORIQUE	O RING		1	2325003470	
53	JOINT PLAT	GASKET		1	2325003270	
54	JOINT PLAT	GASKET		1	4000278900	
55	JOINT PLAT	GASKET		1	4000278910	
56	JOINT PLAT	GASKET		1	2325003900	
57	JOINT TORIQUE	O RING	94X3.53	1	2325003910	
58	JOINT ANTI EXTRUSION	ANTI-EXTRUSION SEAL	8-240	1	2325003920	
59	VIS SPÉCIFIQUE	SPECIAL SCREWS	M10X35-35 CL.8.8	8	2308231910	
60	VIS SPÉCIFIQUE	SPECIAL SCREWS	8X25	6	2325000380	
65	ATTACHE DE FIXATION	FASTENER CIRCLIPS		1	2325003050	
70	KIT JEU DE DÉCRABOTAGE	DISCONNECTION KIT		1	2325003650	

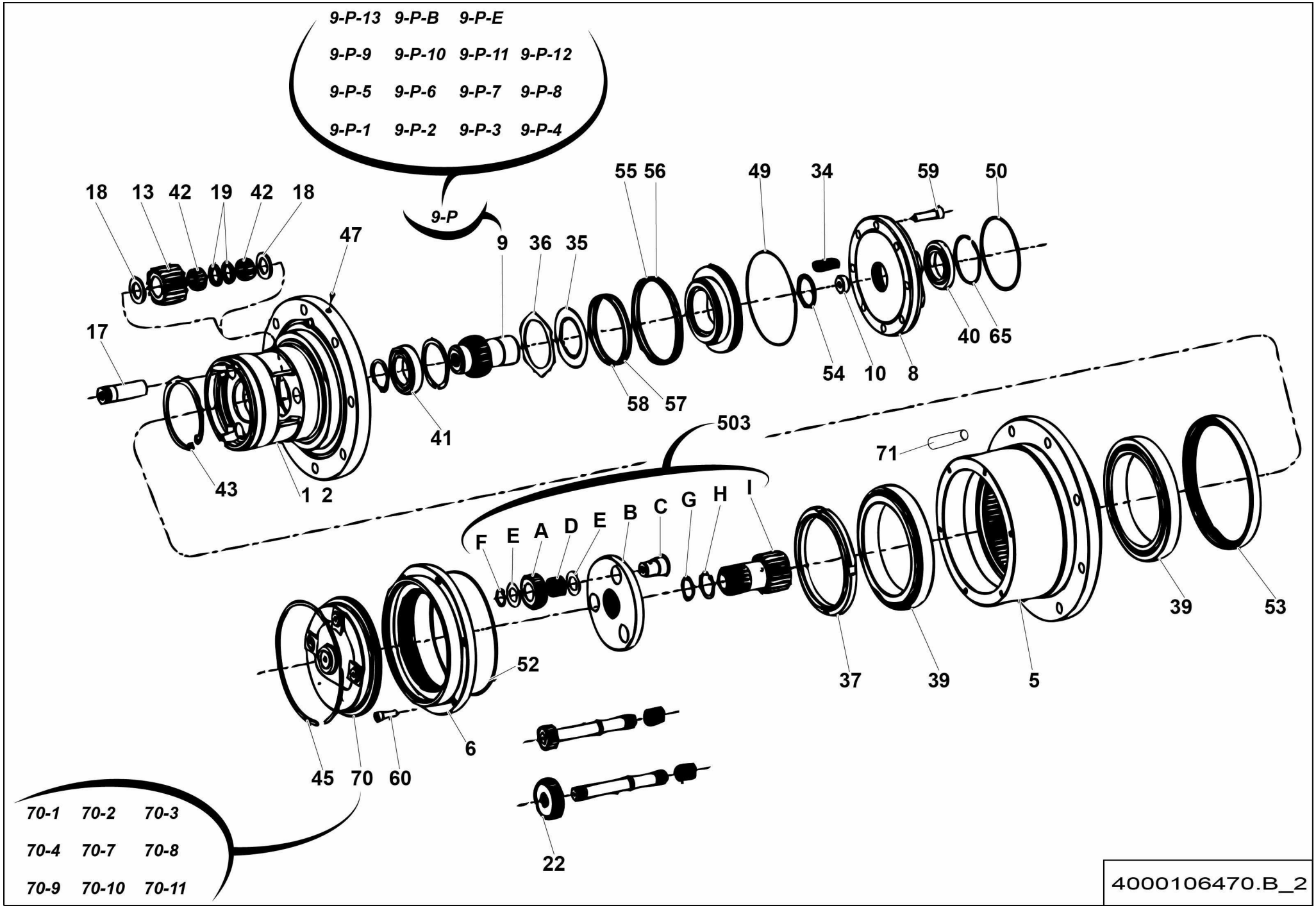
9-P-13 9-P-B 9-P-E
9-P-9 9-P-10 9-P-11 9-P-12
9-P-5 9-P-6 9-P-7 9-P-8
9-P-1 9-P-2 9-P-3 9-P-4
9-P
18 13 42 19 42 18
47
17
9 36 35
55 56
49
34
59
50
40 65
54 10 8
58 57
41
43
1 2
503
71
F E A D E B C G H I
39
53
52
37
39
5
45 70 60
6
22
70-1 70-2 70-3
70-4 70-7 70-8
70-9 70-10 70-11
4000106470.B_2

▲ RÉDUCTEUR DE TRANSLATION
TRAVEL REDUCER

Rep.	Désignation	Designation	Specification	Qty	Code	Up to / jusqu'à
70-1	*VIS DE DÉCRABOTAGE*	*DISCONNECTING SCREW*	*M16X2*	*1*	*2325001660*	
70-2	*COUVERCLE*	*COVER*		*1*	*2325002840*	
70-3	*BUTÉE*	*STOP*		*1*	*2325002850*	
70-4	*RONDELLE*	*WASHER*		*1*	*2325002860*	
70-7	*JOINT TORIQUE*	*O RING*		*2*	*2325002870*	
70-8	*ANNEAU ÉLASTIQUE*	*SNAP RING*		*1*	*2325002880*	
70-9	*JOINT TORIQUE*	*O RING*	*2-165 164.77X2.62*	*1*	*2399004360*	
70-10	*BOUCHON*	*PLUG*		*2*	*2325002970*	
70-11	*RONDELLE*	*WASHER*	*KIT 13.3X19X1.5*	*2*	*2325003660*	
503	RÉDUCTION PLANÉTAIRE	SUN GEAR REDUCTION		1	2325004340	
71	GOUJON	STUD	M18X1.5 REDUC M16X2 DA	16	116D154490	

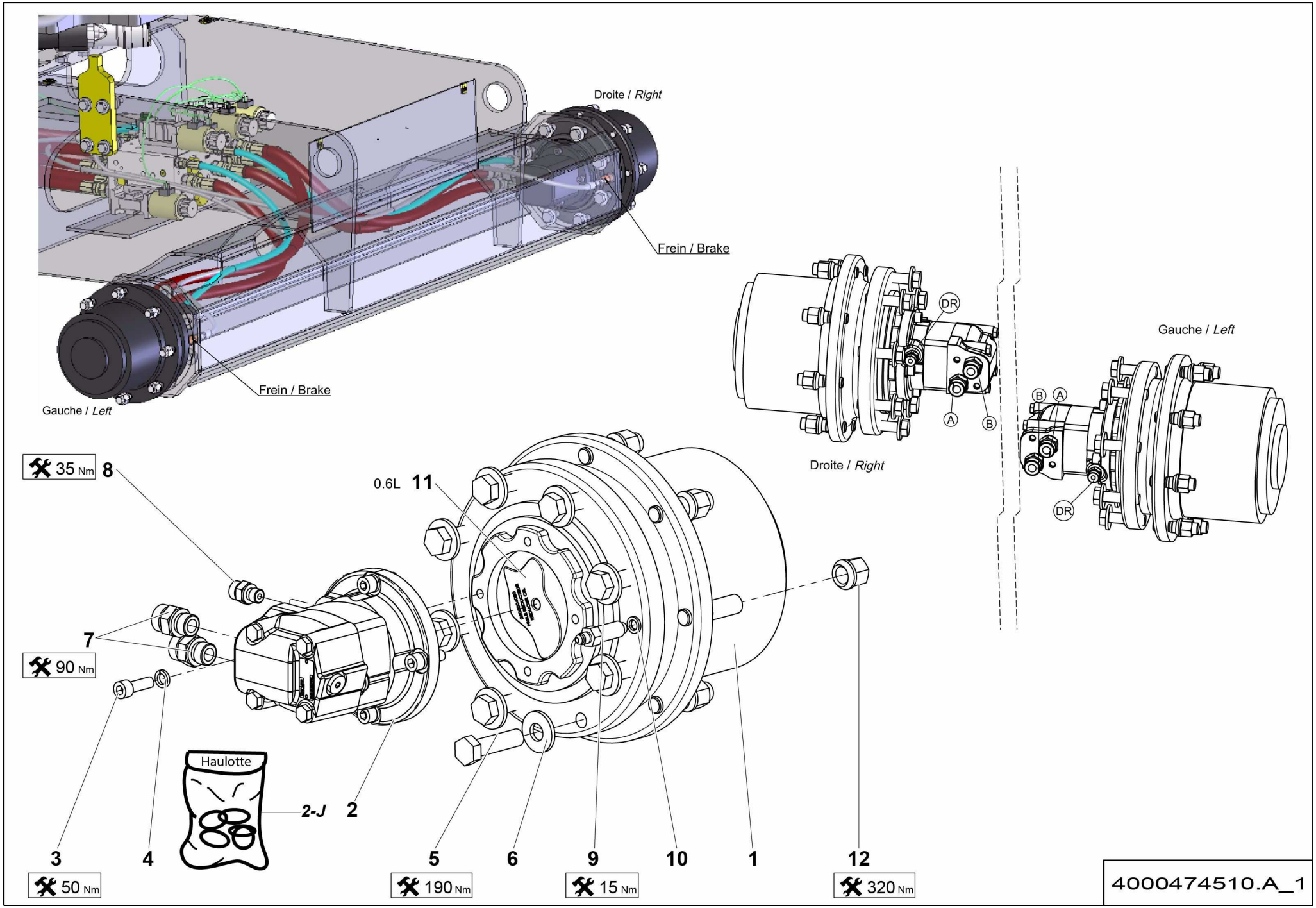
Droite / Right
Frein / Brake
Frein / Brake
Gauche / Left
DR
A
B
Droite / Right
Gauche / Left
B
A
DR
35 Nm
8
0.6L
11
7
90 Nm
Haulotte
2-J
2
3
4
5
6
9
10
1
12
50 Nm
190 Nm
15 Nm
320 Nm
4000474510.A_1

ESSIEU FIXE MOTEUR
DRIVING FIXED AXLE

2WS HA16 RTJ - RTJ O >02/2016

Rep.	Désignation	Designation	Specification	Qty	Code	Up to / jusqu'à
1	**RÉDUCTEUR DE TRANSLATION**	**TRAVEL REDUCER**		**2**	**4000106470**	**SEE DETAILS PAGE 45**
2	MOTEUR	MOTOR	100CC	2	2505003880	
2-J	*JOINT TORIQUE*	*O-RING*		*1*	*2394901210*	
3	VIS CHC	SOCKET CAP SCREW	M10X30-30 CL.10.9	8	2338331370	
4	RONDELLE ÉLASTIQUE	SPRING WASHER	W 10	8	2351201090	
5	VIS H	CAP SCREW	M16X60-38 CL.8.8	16	2301232390	
6	RONDELLE ÉLASTIQUE	SPRING WASHER	CL16	16	2351900010	
7	UNION MÂLE	MALE UNION	1-2 BSPP 1-14 UNF	4	2501000830	
8	UNION MÂLE	MALE UNION	1/4 BSPP 11/16-16 UNF ORFS	2	2501000570	
9	RACCORD MÂLE	MALE CONNECTION	M10 P100 7/16-20 UNF	2	179P261130	
10	JOINT CUIVRE	COPPER SEAL	Ø10,1X15,7X2,5	2	2399002130	
11	HUILE	OIL	80W90	1.2L	2505004030	
12	ÉCROU DE ROUE	WHEEL NUT	M18 X1.5 CL. 8	16	2600502110	

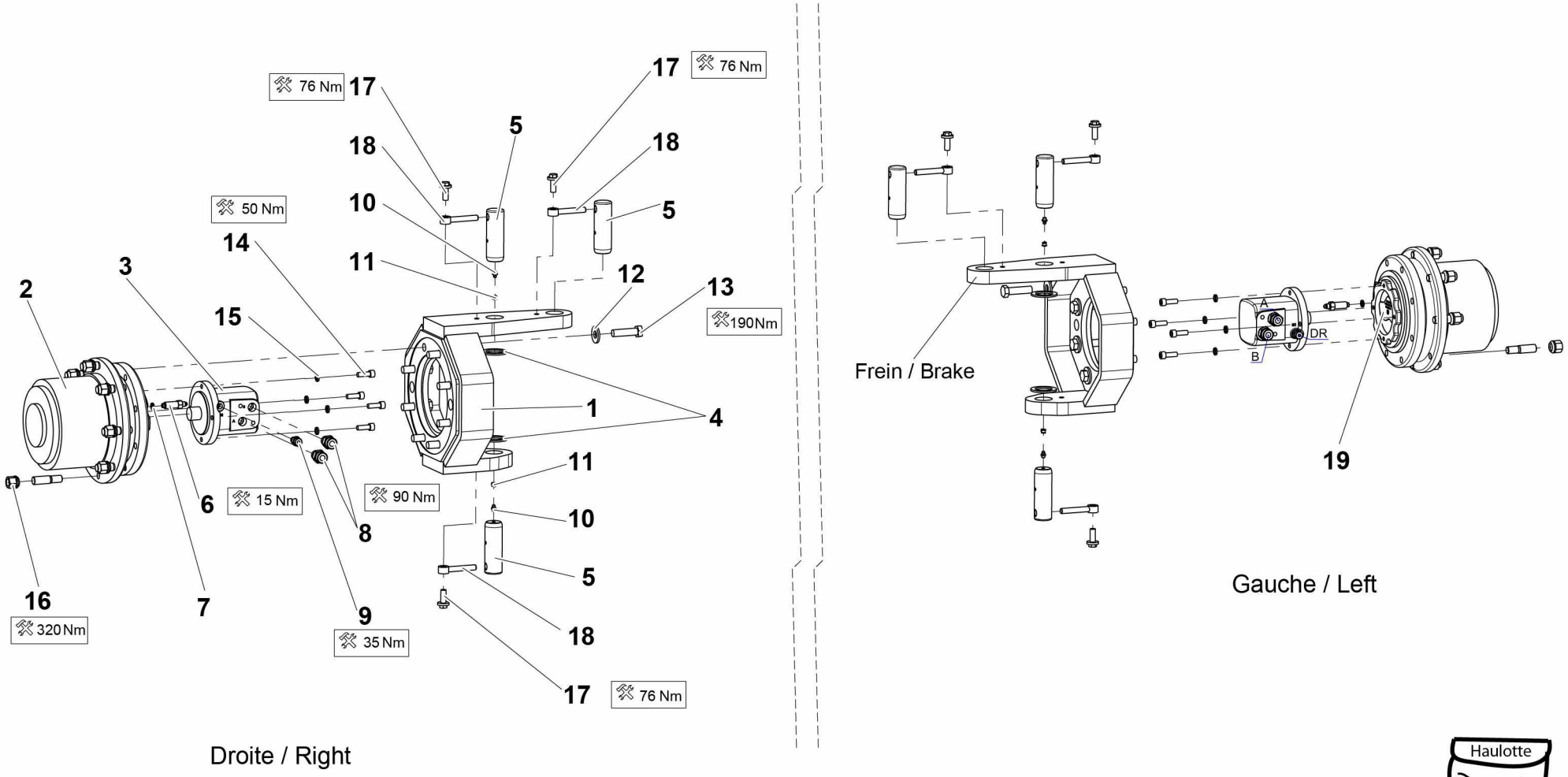

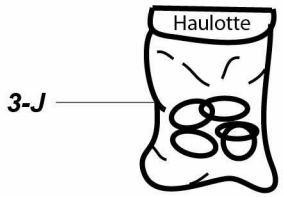

4000227540.A_3

▲ ESSIEU FIXE MOTEUR
DRIVING FIXED AXLE

2WS RTJ O <02/2016

Rep.	Désignation	Designation	Specification	Qty	Code	Up to / jusqu'à
1	PIVOT	PIVOT		1	4000227550	
2	**RÉDUCTEUR DE TRANSLATION**	**TRAVEL REDUCER**		**2**	**4000106470**	**SEE DETAILS PAGE 45**
3	MOTEUR HYDRAULIQUE À ENGRENAGES	GEAR HYDRAULIC MOTOR		2	4000006190	
3-J	*POCHETTE DE JOINTS*	*SEAL KIT*	*VERSION 2 - S021302*	*1*	*2505006380*	
4	BUTÉE	STOP		4	164P328530	
5	AXE AVEC PERÇAGE	PIN WITH DRILLING		6	4000073160	
6	RACCORD MÂLE	MALE CONNECTION	M10 P100 7/16-20 UNF	2	179P261130	
7	JOINT CUIVRE	COPPER SEAL	Ø10,1X15,7X2,5	2	2399002130	
8	UNION MÂLE	MALE UNION	1-2 BSPP 1-14 UNF	4	2501000830	
9	UNION MÂLE	MALE UNION	1/4 BSPP 11/16-16 UNF ORFS	2	2501000570	
10	GRAISSEUR DROIT	STRAIGHT GREASE FITTING	M8 X 1.25	4	2420701540	
11	CACHE GRAISSEUR	GREASE POINT COVER	ROUGE / RED	4	2420301180	
12	RONDELLE ÉLASTIQUE	SPRING WASHER	CL16	16	2351900010	
13	VIS H	CAP SCREW	M16X60-38 CL.8.8	16	2301232390	
14	VIS CHC	SOCKET CAP SCREW	M10X30-30 CL.10.9	8	2338331370	
15	RONDELLE ÉLASTIQUE	SPRING WASHER	W 10	8	2351201090	
16	ÉCROU DE ROUE	WHEEL NUT	A 18 - 8	16	2600502110	
17	VIS H À EMBASE	FLANGE HEAD CAP SCREW	M12X30-30 CL. 8.8	6	2700101710	
18	CHAPE MÂLE LISSE	CLEVIS PIN	D12 X80	6	178D161200	
19	HUILE	OIL	80W90	1,2 L	2505004030	

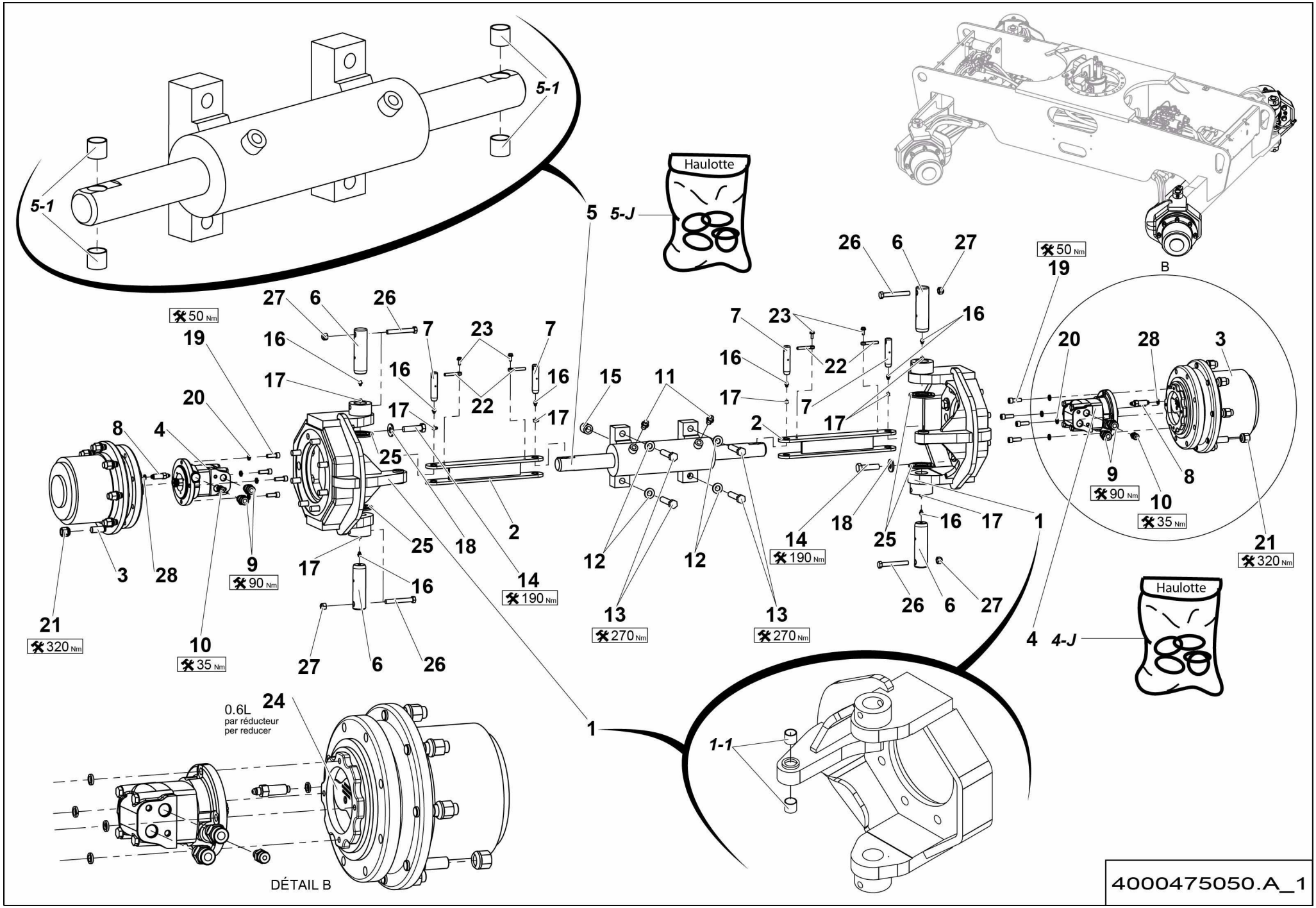
5-1
5-1
5
5-J
Haulotte
26
6
27
50 Nm
19
B
27
6
26
50 Nm
19
16
7
23
7
16
7
23
16
22
16
16
22
20
28
3
17
16
15
11
17
7
17
20
17
2
17
8
4
25
9
90 Nm
10
35 Nm
8
21
320 Nm
3
28
9
90 Nm
17
25
18
2
12
12
14
190 Nm
18
25
16
17
1
21
320 Nm
14
190 Nm
16
13
270 Nm
13
270 Nm
26
6
27
21
320 Nm
10
35 Nm
27
6
26
4
4-J
Haulotte
0.6L
par réducteur
per reducer
24
1
1-1
DÉTAIL B
4000475050.A_1

▲ ESSIEU FIXE MOTO-DIRECTEUR
FIXED MOTOR GUIDING AXLE

HA16 RTJ PRO >02/2016

Rep.	Désignation	Designation	Specification	Qty	Code	Up to / jusqu'à
1	PIVOT	PIVOT		2	4000272950	
1-1	*BAGUE ALVEOLÉE POLYMÈRE*	*IDENTS POLYMER BEARING*		*2*	*2390150690*	
2	BIELLETTE	LINK ROD		2	4000073080	
3	**RÉDUCTEUR DE TRANSLATION**	**TRAVEL REDUCER**		**2**	**4000106470**	**SEE DETAILS PAGE 45**
4	MOTEUR	MOTOR	100CC	2	2505003880	
4-J	*JOINT TORIQUE*	*O-RING*		*1*	*2394901210*	
5	VERIN DBLE EFF DBLE TIGE	DUAL ACTING DUAL ROD CYL		1	4000073130	
5-1	*BAGUE ALVEOLÉE POLYMÈRE*	*IDENTS POLYMER BEARING*		*1*	*2390150190*	
5-J	*POCHETTE DE JOINTS*	*SEAL KIT*		*1*	*4000173570*	
6	AXE AVEC PERÇAGE	PIN WITH DRILLING		4	4000273990	
7	AXE AVEC PERÇAGE	PIN WITH DRILLING		4	4000042550	
8	RACCORD MÂLE	MALE CONNECTION	M10 P100 7/16-20 UNF	2	179P261130	
9	UNION MÂLE	MALE UNION	1-2 BSPP 1-14 UNF	4	2501000830	
10	UNION MÂLE	MALE UNION	1/4 BSPP 11/16-16 UNF ORFS	2	2501000570	
11	UNION MÂLE	MALE UNION	9/16-18 UNF 9/16-18 1/4	2	2501000020	
12	RONDELLE ÉLASTIQUE	SPRING WASHER	CS M 16 ZB	4	2351902800	
13	VIS H	CAP SCREW	M16X80-38 CL.10.9	4	2331239390	
14	VIS H	CAP SCREW	M16X60-38 CL.8.8	16	2301232390	
15	ENTRETOISE	SPACER		1	4000095920	
16	GRAISSEUR DROIT	STRAIGHT GREASE FITTING	M8 X 1.25	8	2420701540	
17	CACHE GRAISSEUR	GREASE POINT COVER	ROUGE / RED	8	2420301180	
18	RONDELLE ÉLASTIQUE	SPRING WASHER	CL16	16	2351900010	
19	VIS CHC	SOCKET CAP SCREW	M10X30-30 CL.10.9	8	2338331370	
20	RONDELLE ÉLASTIQUE	SPRING WASHER	W 10	8	2351201090	
21	ÉCROU DE ROUE	WHEEL NUT	M18 X1.5 CL. 8	16	2600502110	
22	CHAPE MÂLE LISSE	CLEVIS PIN	D8 X50	4	173D158320	

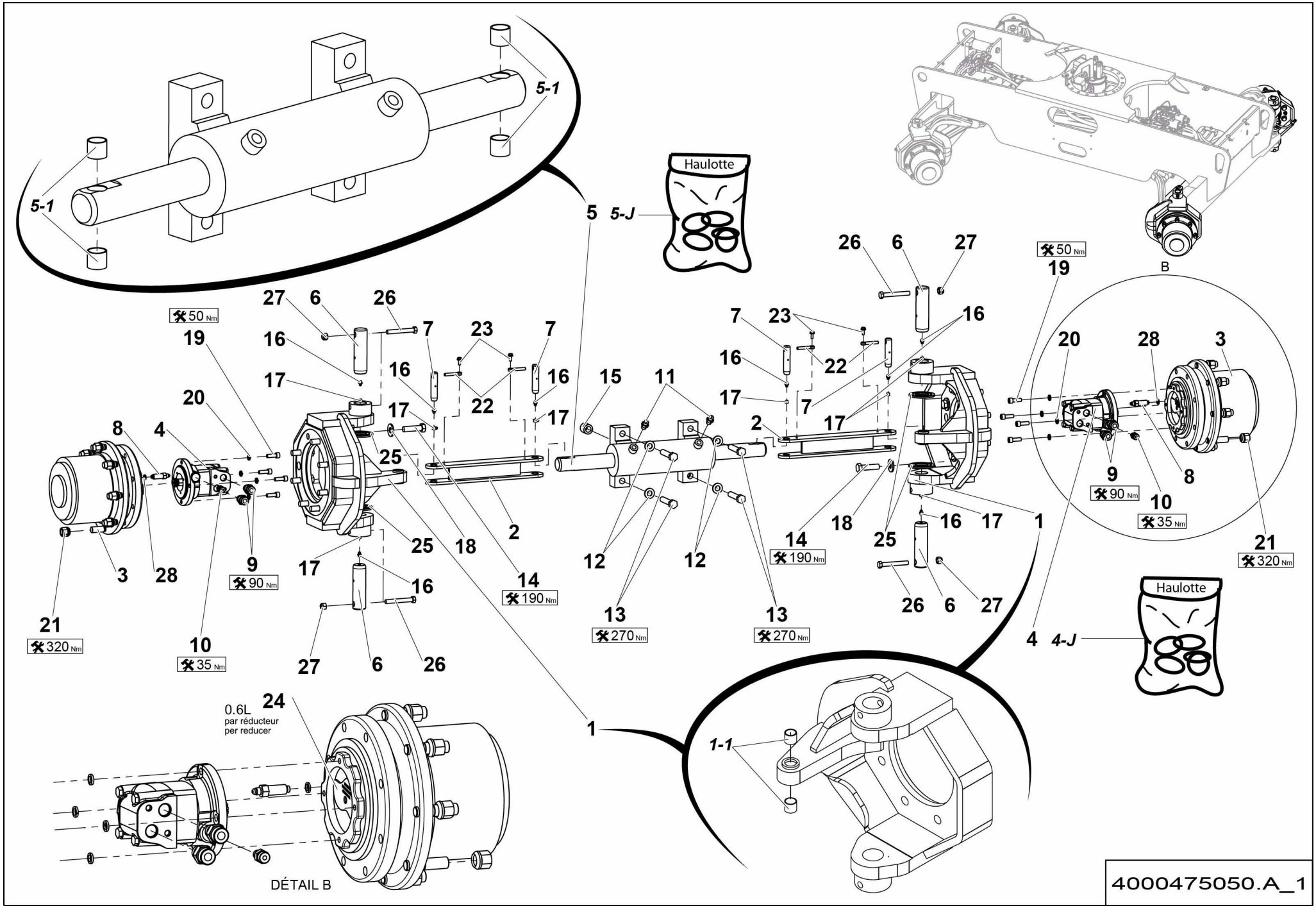
5-1
5-1
5
5-J
Haulotte
B
50 Nm
19
26
6
27
7
23
16
22
20
28
3
17
15
11
2
8
4
25
9
90 Nm
10
35 Nm
21
320 Nm
18
14
190 Nm
12
13
270 Nm
1
4
4-J
Haulotte
1-1
24
0.6L
par réducteur
per reducer
DÉTAIL B
4000475050.A_1

ESSIEU FIXE MOTO-DIRECTEUR
FIXED MOTOR GUIDING AXLE

HA16 RTJ PRO >02/2016

Rep.	Désignation	Designation	Specification	Qty	Code	Up to / jusqu'à
23	VIS H À EMBASE	FLANGE HEAD CAP SCREW	M6X16-16 CL. 8.8	4	2700102090	
24	HUILE HYDRAULIQUE	HYDRAULIC OIL	80W90	1.2L	2505004030	
25	CALE	CHOCK	3 Ø 80	4	1680801191	
26	VIS H	CAP SCREW	M12X90-30 CL.8.8	4	2301232040	
27	ÉCROU AUTOFREINÉ	HEX LOCKNUT	M12 CL. 8	4	2349221520	
28	JOINT CUIVRE	COPPER SEAL	Ø10,1X15,7X2,5	2	2399002130	

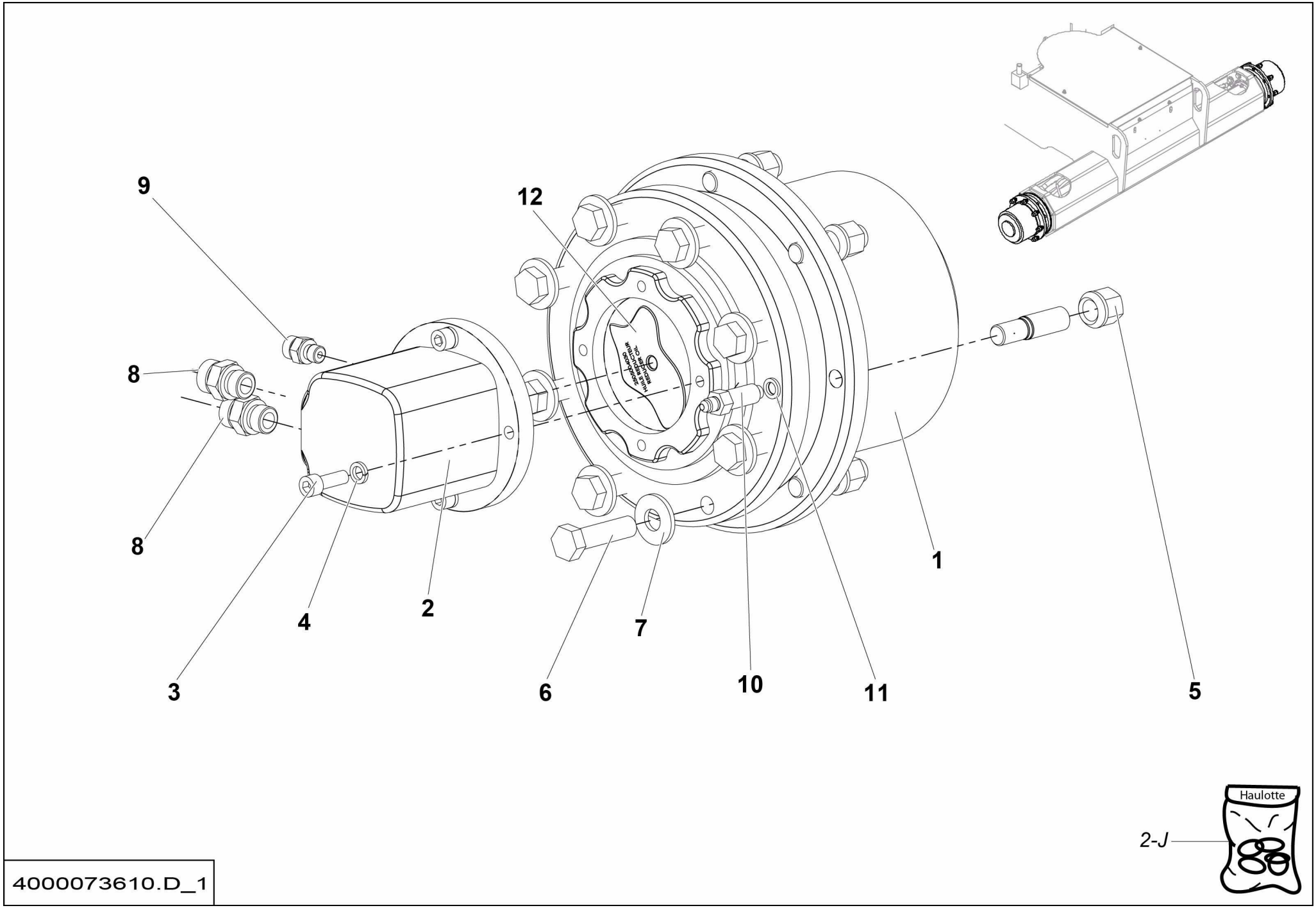
9
12
8
8
1
2
3
4
5
6
7
10
11
2-J
Haulotte
4000073610.D_1

ESSIEU FIXE MOTEUR
DRIVING FIXED AXLE

2WS HA46 RTJ O

A-330D

Rep.	Désignation	Designation	Specification	Qty	Code	Up to / jusqu'à
1	**RÉDUCTEUR DE TRANSLATION**	**TRAVEL REDUCER**		**2**	**4000106470**	**SEE DETAILS PAGE 45**
2	MOTEUR HYDRAULIQUE À ENGRENAGES	GEAR HYDRAULIC MOTOR		2	4000006190	
2-J	*POCHETTE DE JOINTS*	*SEAL KIT*	*VERSION 2 - S021302*	*1*	*2505006380*	
3	VIS CHC	SOCKET CAP SCREW	M10X30-30 CL.10.9	8	2338331370	
4	RONDELLE ÉLASTIQUE	SPRING WASHER	W 10	8	2351201090	
5	ÉCROU DE ROUE	WHEEL NUT	M18 X1.5 CL. 8	16	2600502110	
6	VIS H	CAP SCREW	M16X60-38 CL.8.8	16	2301232390	
7	RONDELLE ÉLASTIQUE	SPRING WASHER	CL16	16	2351900010	
8	UNION MÂLE	MALE UNION	1-2 BSPP 1-14 UNF	4	2501000830	
9	UNION MÂLE	MALE UNION	1/4 BSPP 11/16-16 UNF ORFS	2	2501000570	
10	RACCORD MÂLE	MALE CONNECTION	M10 P100 7/16-20 UNF	2	179P261130	
11	JOINT CUIVRE	COPPER SEAL	Ø10,1X15,7X2,5	2	2399002130	
12	HUILE	OIL	80W90	1.2L	2505004030	

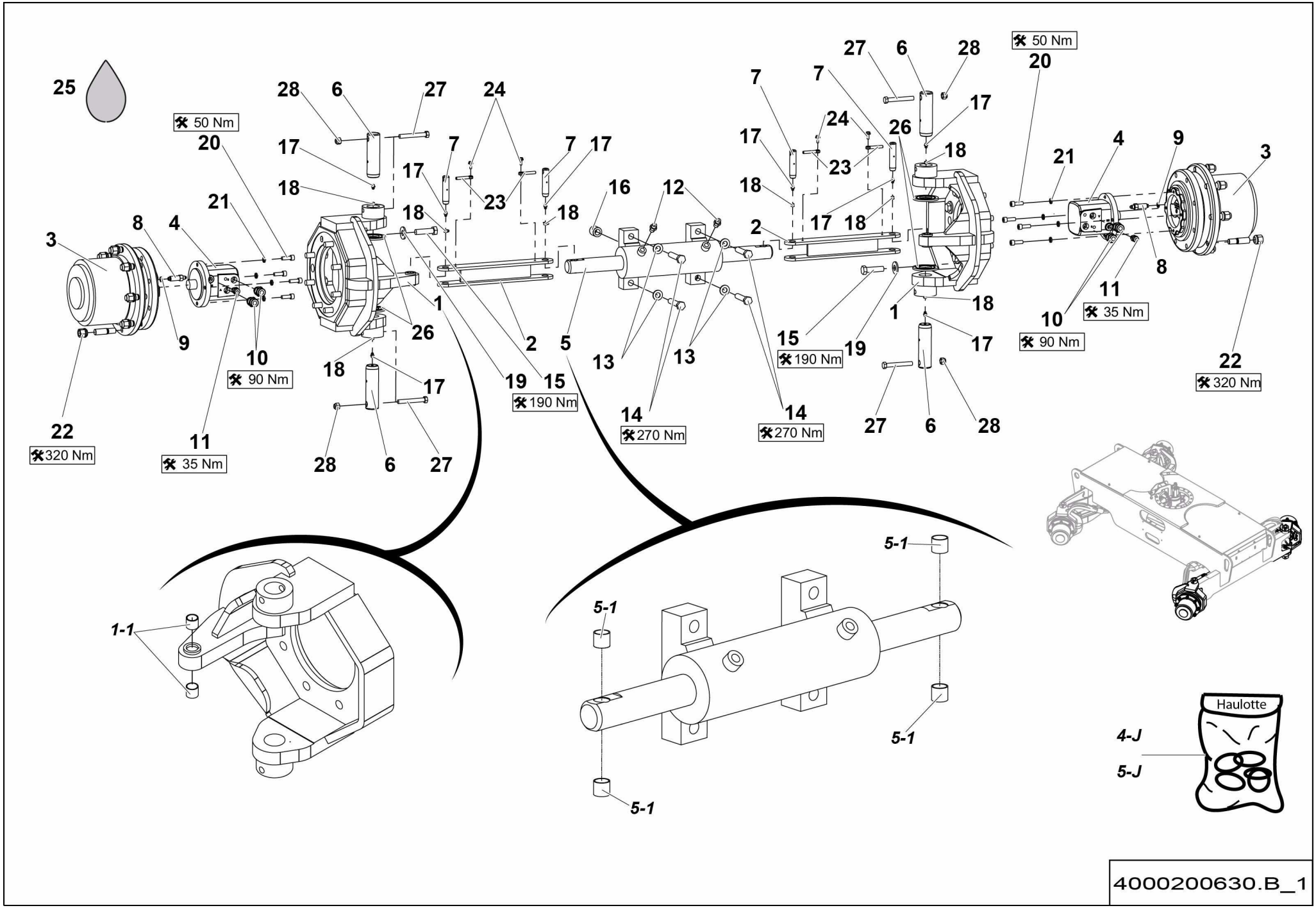
25
50 Nm
20
28
6
27
24
17
7
18
21
3
8
4
9
10
90 Nm
11
35 Nm
22
320 Nm
1
26
2
5
19
15
190 Nm
16
12
13
14
270 Nm
23
1-1
5-1
4-J
5-J
Haulotte
4000200630.B_1

▲ ESSIEU FIXE MOTO-DIRECTEUR
FIXED MOTOR GUIDING AXLE

RTJ PRO

◀ A-330E 1/2 ▶

Rep.	Désignation	Designation	Specification	Qty	Code	Up to / jusqu'à
1	PIVOT	PIVOT		2	4000272950	
1-1	*BAGUE ALVEOLÉE POLYMÈRE*	*INDENTS POLYMER BEARING*	*S5717 202320*	*2*	*2390150690*	
2	BIELLETTE	LINK ROD		2	4000073080	
3	**RÉDUCTEUR DE TRANSLATION**	**TRAVEL REDUCER**		**2**	**4000106470**	**SEE DETAILS PAGE 45**
4	MOTEUR HYDRAULIQUE À ENGRENAGES	GEAR HYDRAULIC MOTOR		2	4000006190	
4-J	*POCHETTE DE JOINTS*	*SEAL KIT*	*VERSION 2 - S021302*	*1*	*2505006380*	
5	VÉRIN DBLE EFF DBLE TIGE	DUAL ACTING DUAL ROD CYLINDER		1	4000073130	
5-1	*BAGUE ALVEOLÉE POLYMÈRE*	*INDENTS POLYMER BEARING*	*S5717 202320*	*4*	*2390150690*	
5-J	*POCHETTE DE JOINTS*	*SEAL KIT*		*1*	*4000173570*	
6	AXE AVEC PERÇAGE	PIN WITH DRILLING		4	4000273990	
7	AXE AVEC PERÇAGE	PIN WITH DRILLING		4	4000042550	
8	RACCORD MÂLE	MALE CONNECTION	M10 P100 7/16-20 UNF	2	179P261130	
9	JOINT CUIVRE	COPPER SEAL	Ø10,1X15,7X2,5	2	2399002130	
10	UNION MÂLE	MALE UNION	1-2 BSPP 1-14 UNF	4	2501000830	
11	UNION MÂLE	MALE UNION	1/4 BSPP 11/16-16 UNF ORFS	2	2501000570	
12	UNION MÂLE	MALE UNION	9/16-18 UNF 9/16-18 1/4	2	2501000020	
13	RONDELLE ÉLASTIQUE	SPRING WASHER	CS M 16 ZB	4	2351902800	
14	VIS H	CAP SCREW	M16X80-38 CL.10.9	4	2331239390	
15	VIS H	CAP SCREW	M16X60-38 CL.8.8	16	2301232390	
16	ENTRETOISE	SPACER		1	4000095920	
17	GRAISSEUR DROIT	STRAIGHT GREASE FITTING	M8 X 1.25	8	2420701540	
18	CACHE GRAISSEUR	GREASE POINT COVER	ROUGE / RED	8	2420301180	
19	RONDELLE ÉLASTIQUE	SPRING WASHER	CL16	16	2351900010	
20	VIS CHC	SOCKET CAP SCREW	M10X30-30 CL.10.9	8	2338331370	
21	RONDELLE ÉLASTIQUE	SPRING WASHER	W 10	8	2351201090	
22	ÉCROU DE ROUE	WHEEL NUT	M18 X1.5 CL. 8	16	2600502110	

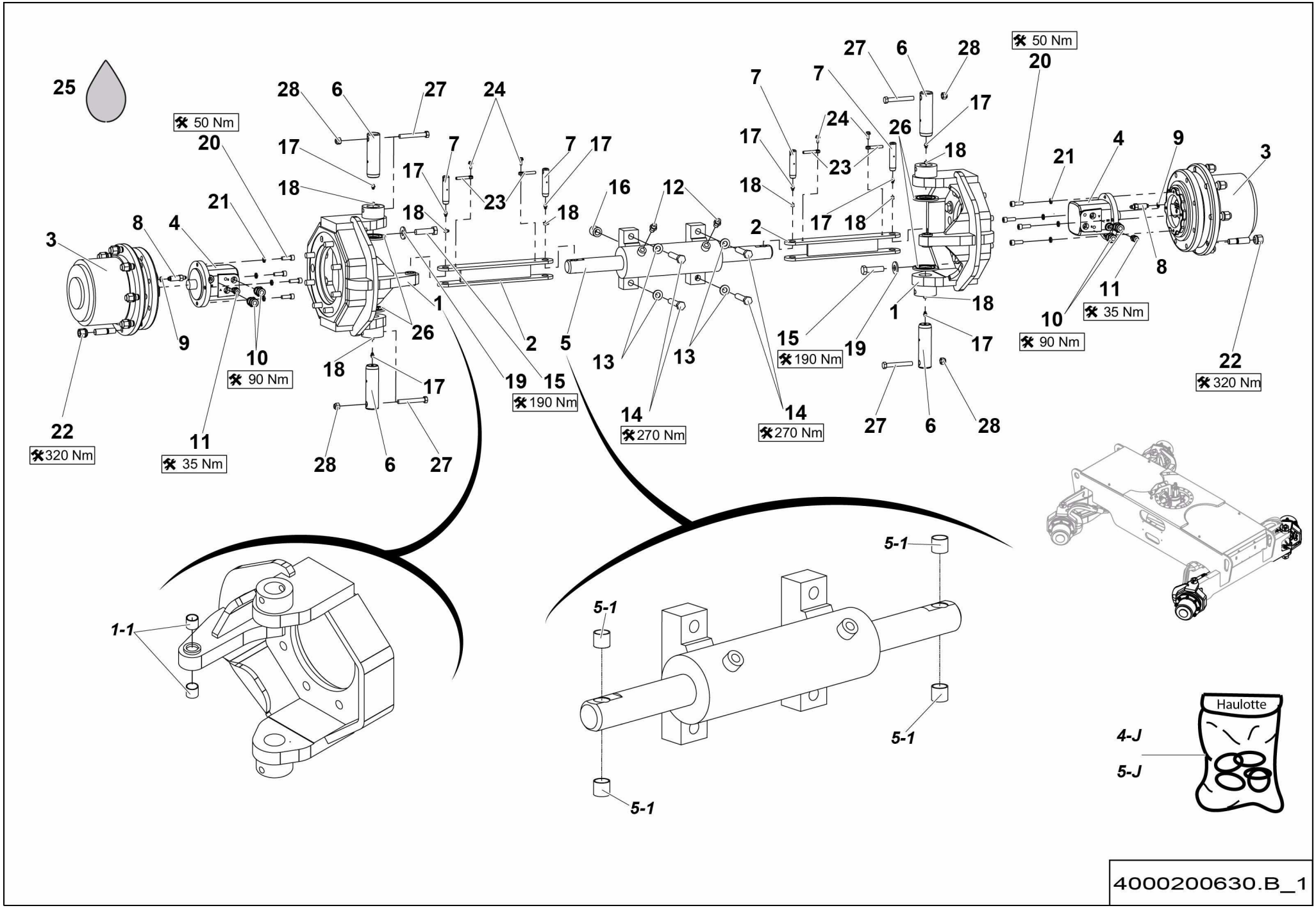
25
50 Nm
20
28
6
27
24
17
7
18
21
8
4
3
9
10
90 Nm
11
35 Nm
22
320 Nm
1
26
2
5
19
15
190 Nm
16
12
13
14
270 Nm
23
1-1
5-1
Haulotte
4-J
5-J
4000200630.B_1

ESSIEU FIXE MOTO-DIRECTEUR
FIXED MOTOR GUIDING AXLE

RTJ PRO

A-330E
2/2

Rep.	Désignation	Designation	Specification	Qty	Code	Up to / jusqu'à
23	CHAPE MÂLE LISSE	CLEVIS PIN	D8 X50	4	173D158320	
24	VIS H À EMBASE	FLANGE HEAD CAP SCREW	M6X16-16 CL. 8.8	4	2700102090	
25	HUILE	OIL	80W90	1,2 L	2505004030	
26	RONDELLE SUPPORT	SUPPORT WASHER		4	1680801191	
27	VIS H	CAP SCREW	M12X90-30 CL.8.8	4	2301232040	
28	ÉCROU AUTOFREINÉ	HEX LOCKNUT	M12 CL. 8	4	2349221520	

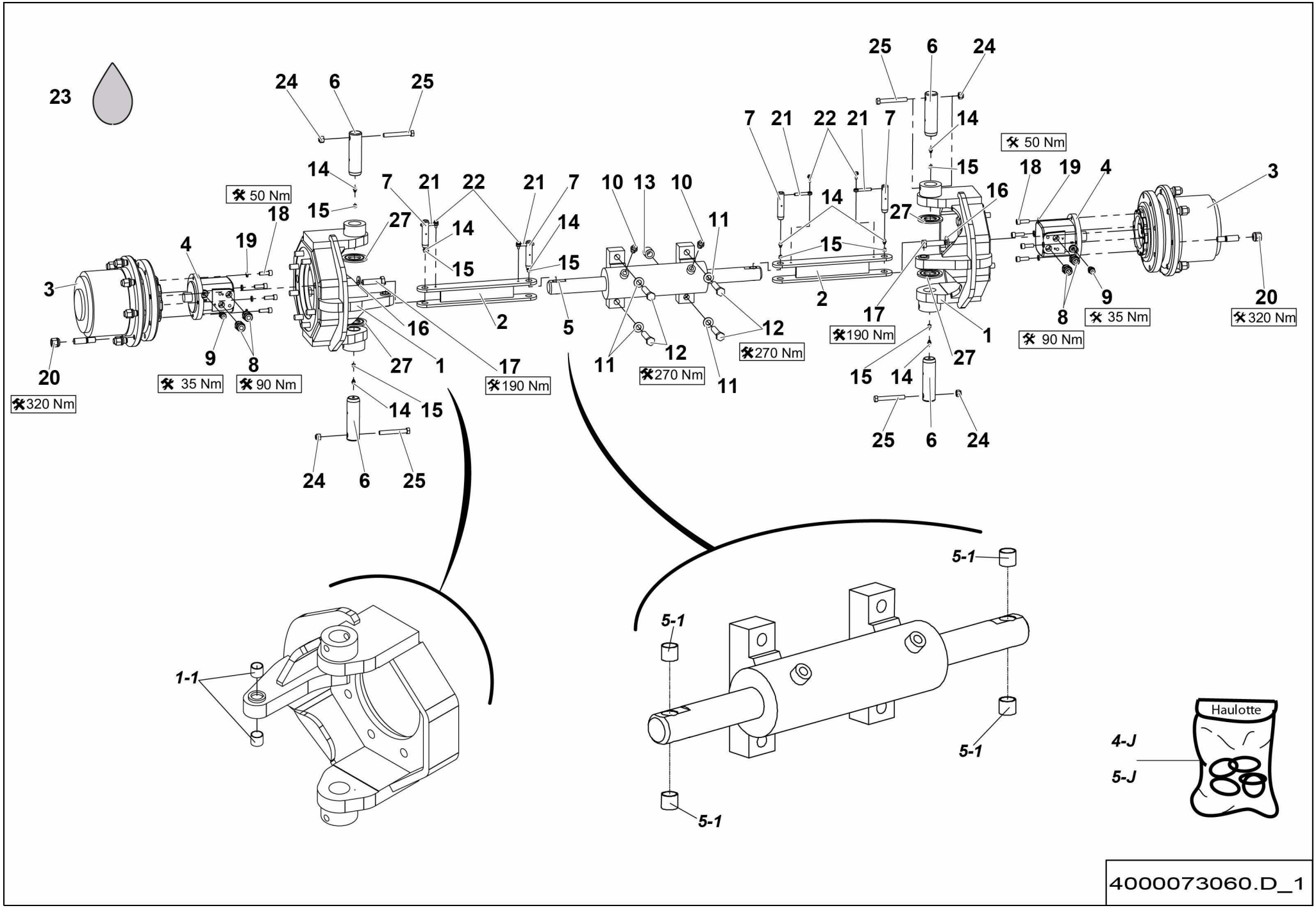
23
24
6
25
14
15
50 Nm
18
19
4
3
20
320 Nm
9
8
35 Nm
90 Nm
27
1
16
17
190 Nm
7
21
22
2
5
10
13
11
12
270 Nm
1-1
5-1
Haulotte
4-J
5-J
4000073060.D_1

▲ ESSIEU FIXE MOTO-DIRECTEUR
FIXED MOTOR GUIDING AXLE

RTJ **<02/2016**

Rep.	Désignation	Designation	Specification	Qty	Code	Up to / jusqu'à
1	PIVOT	PIVOT		2	4000272950	
1-1	*BAGUE ALVEOLÉE POLYMÈRE*	*INDENTS POLYMER BEARING*	*S5717 202320*	*1*	*2390150690*	
2	BIELLETTE	LINK ROD		2	4000073080	
3	**RÉDUCTEUR DE TRANSLATION**	**TRAVEL REDUCER**		**2**	**4000079950**	**SEE DETAILS**
4	MOTEUR HYDRAULIQUE À ENGRENAGES	GEAR HYDRAULIC MOTOR		2	4000006190	
4-J	*POCHETTE DE JOINTS*	*SEAL KIT*	*VERSION 2 - S021302*	*1*	*2505006380*	
5	VÉRIN DBLE EFF DBLE TIGE	DUAL ACTING DUAL ROD CYLINDER		1	4000073130	
5-1	*BAGUE ALVEOLÉE POLYMÈRE*	*INDENTS POLYMER BEARING*	*S5717 202320*	*4*	*2390150690*	
5-J	*POCHETTE DE JOINTS*	*SEAL KIT*		*1*	*4000173570*	
6	AXE AVEC PERÇAGE	PIN WITH DRILLING		4	4000273990	
7	AXE AVEC PERÇAGE	PIN WITH DRILLING		4	4000042550	
8	UNION MÂLE	MALE UNION	1-2 BSPP 1-14 UNF	4	2501000830	
9	UNION MÂLE	MALE UNION	1/4 BSPP 11/16-16 UNF ORFS	2	2501000570	
10	UNION MÂLE	MALE UNION	9/16-18 UNF 9/16-18 1/4	2	2501000020	
11	RONDELLE ÉLASTIQUE	SPRING WASHER	CS M 16 ZB	4	2351902800	
12	VIS H	CAP SCREW	M16X80-38 CL.10.9	4	2331239390	
13	ENTRETOISE	SPACER		1	4000095920	
14	GRAISSEUR DROIT	STRAIGHT GREASE FITTING	M8 X 1.25	8	2420701540	
15	CACHE GRAISSEUR	GREASE POINT COVER	ROUGE / RED	8	2420301180	
16	RONDELLE ÉLASTIQUE	SPRING WASHER	CL16	16	2351900010	
17	VIS H	CAP SCREW	M16X60-38 CL.8.8	16	2301232390	
18	VIS CHC	SOCKET CAP SCREW	M10X30-30 CL.10.9	8	2338331370	
19	RONDELLE ÉLASTIQUE	SPRING WASHER	W 10	8	2351201090	
20	ÉCROU DE ROUE	WHEEL NUT	A 18 - 8	16	2600502110	
21	CHAPE MÂLE LISSE	CLEVIS PIN	D8 X50	4	173D158320	
22	VIS H À EMBASE	FLANGE HEAD CAP SCREW	M6X16-16 CL. 8.8	4	2700102090	

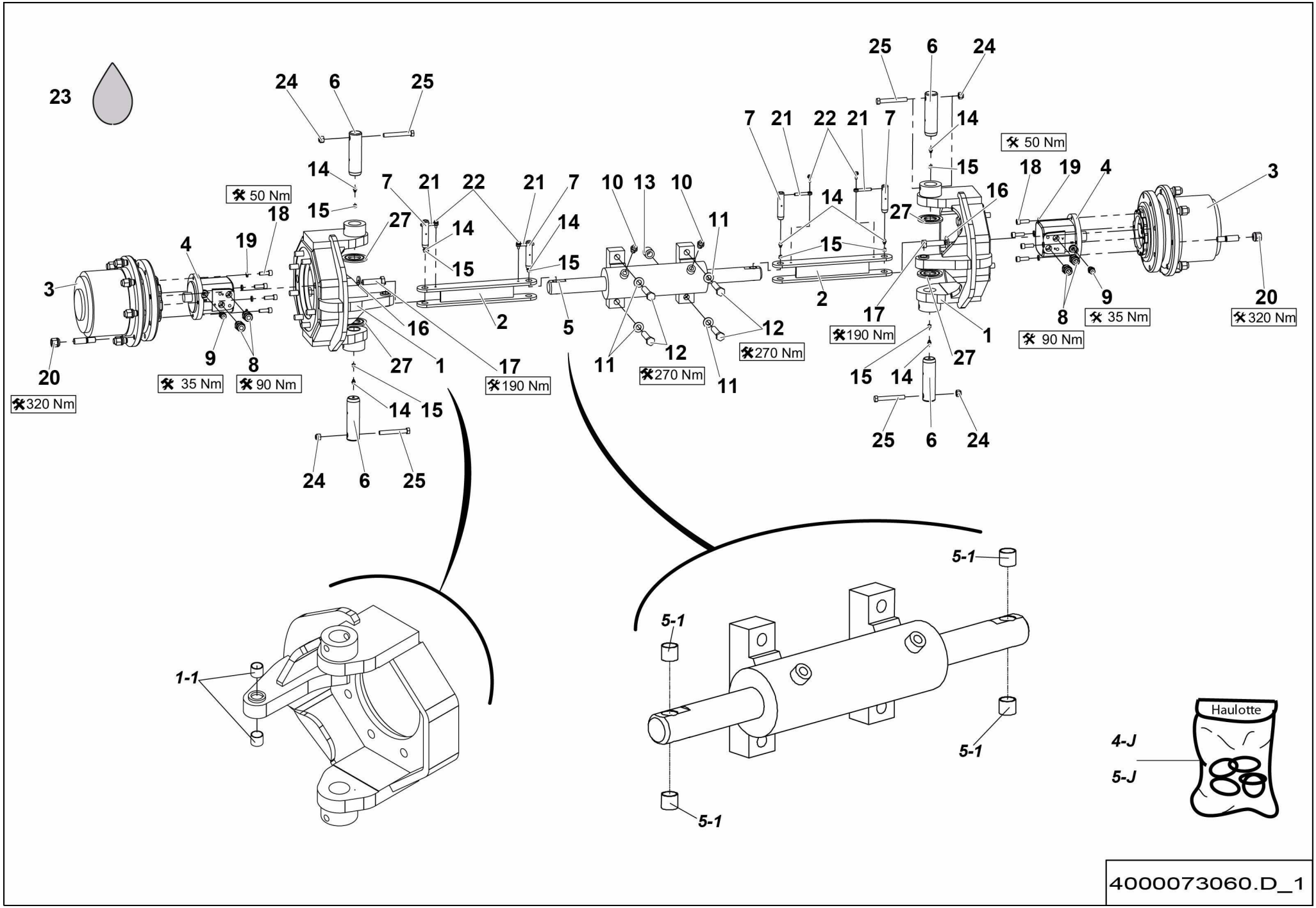
23
24
6
25
14
15
50 Nm
18
19
4
3
20
320 Nm
9
8
35 Nm
90 Nm
27
1
16
17
190 Nm
7
21
22
2
5
10
13
11
12
270 Nm
1-1
5-1
Haulotte
4-J
5-J
4000073060.D_1

FIXED MOTOR GUIDING AXLE

Rep.	Désignation	Designation	Specification	Qty	Code	Up to / jusqu'à
23	HUILE	OIL	80W90	1,2L	2505004030	
24	ÉCROU AUTOFREINÉ	HEX LOCKNUT	M12 CL. 8	4	2349221520	
25	VIS H	CAP SCREW	M12X90-30 CL.8.8	4	2301232040	
27	RONDELLE SUPPORT	SUPPORT WASHER		4	1680801191	

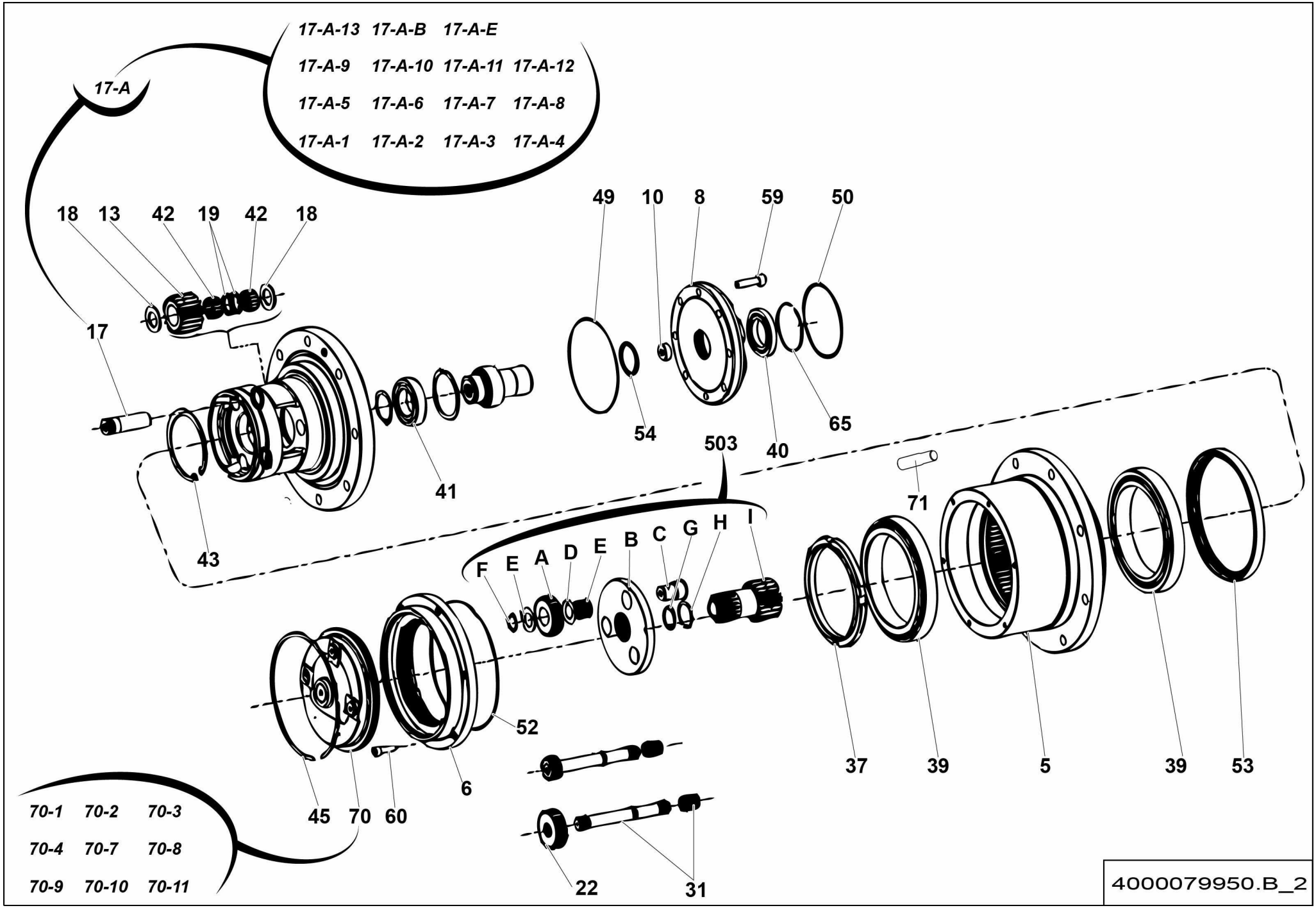
17-A-13 17-A-B 17-A-E
17-A-9 17-A-10 17-A-11 17-A-12
17-A-5 17-A-6 17-A-7 17-A-8
17-A-1 17-A-2 17-A-3 17-A-4
17-A
18 13 42 19 42 18
17
49 10 8 59 50
54 40 65
503
41
43
71
F E A D E B C G H I
52
6
45 70 60
37 39 5 39 53
22 31
70-1 70-2 70-3
70-4 70-7 70-8
70-9 70-10 70-11
4000079950.B_2

▲ RÉDUCTEUR DE TRANSLATION
TRAVEL REDUCER

Rep.	Désignation	Designation	Specification	Qty	Code	Up to / jusqu'à
5	MOYEU	HUB		1	4000072420	
6	ROUE DENTÉE	TOOTHED WHÉEL		1	2325000080	
8	BRIDE	FLANGE		1	2325003450	
10	BUTÉE	STOP		1	2325004520	
13	PIGNON SATELLITE	SATELLITE PINION		3	2325004200	
17	AXE AVEC PERÇAGE	PIN WITH DRILLING		3	2325005060	
17-A	*RÉDUCTEUR DE ROUE*	*WHEEL REDUCER*	*R=18*	*1*	*2427102010*	
17-A-1	*JOINT*	*OR*		*1*	*2399004480*	
17-A-2	*JOINT*	*OR*		*1*	*2399004490*	
17-A-3	*JOINT*	*QUAD-RING*		*1*	*2399004500*	
17-A-4	*BUTÉE*	*STOP*		*1*	*2420212170*	
17-A-5	*COUVERCLE*	*COVER*		*1*	*2420322210*	
17-A-6	*PLAQUE DÉCRABOTAGE*	*DISCONNECTION PLATE*		*1*	*2421609330*	
17-A-7	*POCHETTE DE JOINTS*	*SEAL KIT*	*CF*	*1*	*2421692440*	
17-A-8	*POCHETTE DE JOINTS*	*SEAL KIT*	*SF*	*1*	*2421692450*	
17-A-9	*POCHETTE DE JOINTS*	*SEAL KIT*	*CWD20*	*1*	*2421692460*	
17-A-10	*POCHETTE DE JOINTS*	*SEAL KIT*		*1*	*2421692470*	
17-A-11	*POCHETTE DE JOINTS*	*SEAL KIT*	*AF*	*1*	*2421694010*	
17-A-12	*POCHETTE DE JOINTS*	*SEAL KIT*		*1*	*2421694020*	
17-A-13	*CIRCLIPS*	*SNAP RING*	*SB173*	*1*	*2479001120*	
17-A-B	*BUTÉE*	*STOP*		*1*	*2325005070*	
17-A-E	*ENTRETOISE*	*SPACER*		*1*	*2325005080*	
18	BUTÉE	STOP		6	2325005070	
19	ENTRETOISE	SPACER		6	2325005080	
22	PIGNON CENTRAL	CENTRAL PINION		1	2325000290	
31	ARBRE	SHAFT		1	2325000310	

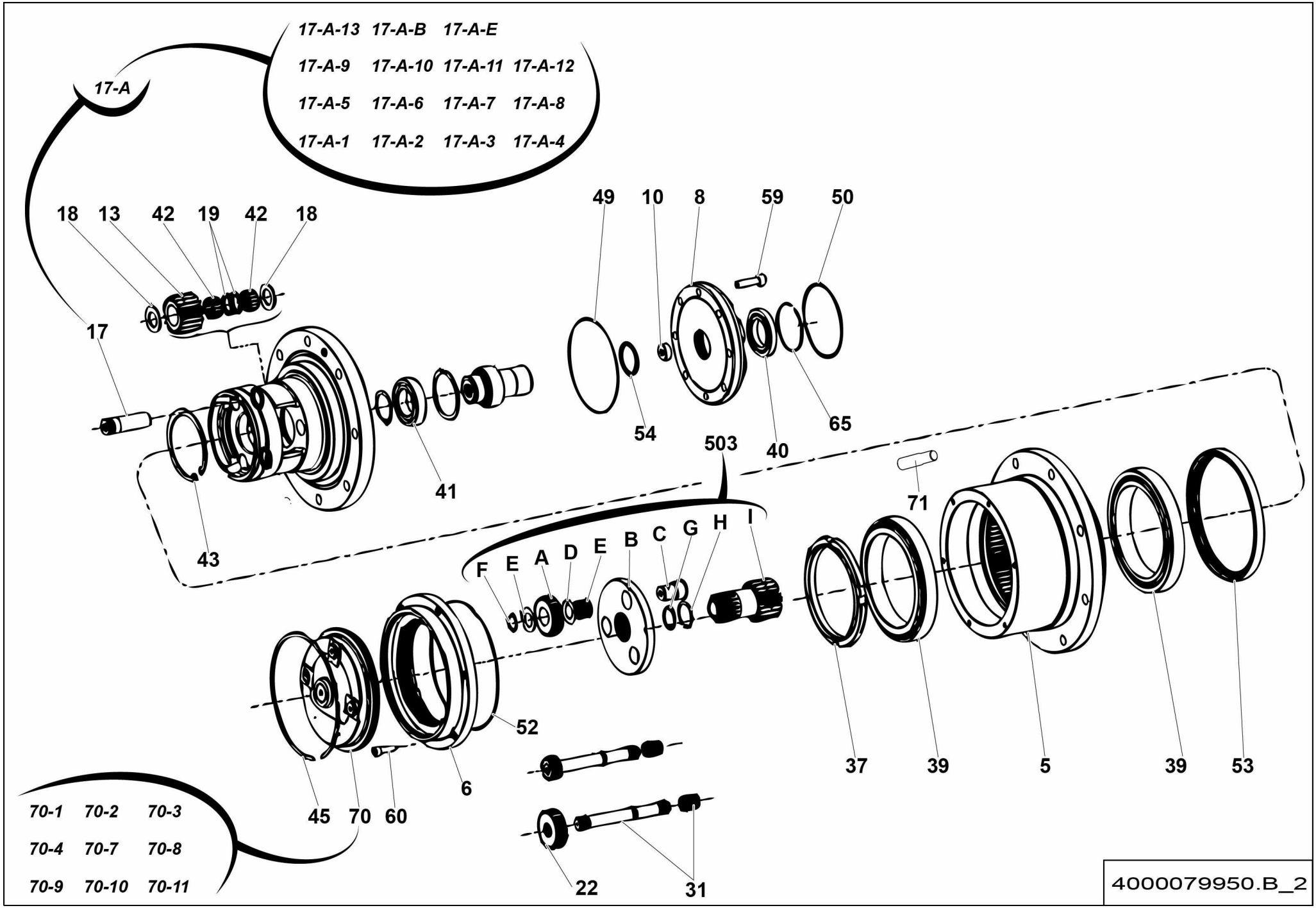
17-A-13 17-A-B 17-A-E
17-A-9 17-A-10 17-A-11 17-A-12
17-A-5 17-A-6 17-A-7 17-A-8
17-A-1 17-A-2 17-A-3 17-A-4
17-A
18 13 42 19 42 18
17
49 10 8 59 50
54 40 65
503
41
43
71
F E A D E B C G H I
52
6
45 70 60
37 39 5 39 53
22 31
70-1 70-2 70-3
70-4 70-7 70-8
70-9 70-10 70-11
4000079950.B_2

▲ RÉDUCTEUR DE TRANSLATION
TRAVEL REDUCER

Rep.	Désignation	Designation	Specification	Qty	Code	Up to / jusqu'à
37	ÉCROU H	HEX NUT	M133X2	1	4000077670	
39	ROULEMENT A BILLE	BALL BEARING	L327249-10 (RX)	2	2451930150	
40	ROULEMENT A BILLE	BALL BEARING		1	2326011560	
41	ROULEMENT A BILLE	BALL BEARING		1	01660000006008	
42	ROULEMENT	BEARING	K22X29X16A	6	2326013650	
43	ATTACHE DE FIXATION	FASTENER CIRCLIPS		1	2325001620	
45	ATTACHE DE FIXATION	FASTENER CIRCLIPS		1	2325001850	
49	JOINT TORIQUE	O-RING		1	4000278890	
50	JOINT TORIQUE	O-RING	100X3	1	2325003250	
52	JOINT TORIQUE	O-RING		1	2325003470	
53	JOINT PLAT	GASKET		1	2325003270	
54	JOINT PLAT	GASKET		1	4000278900	
59	VIS SPÉCIFIQUE	SPECIAL SCREWS		8	2308231910	
60	VIS SPECIFIQUE	SPECIAL SCREWS	8X25	6	2325000380	
65	ATTACHE DE FIXATION	FASTENER CIRCLIPS		1	2325003050	
70	JEU DE DÉCRABOTAGE	DISCONNECTION KIT		1	2325003650	
70-1	*VIS DE DÉCRABOTAGE*	*DISCONNECTION SCREW*	*M16X2*	*1*	*2325001660*	
70-2	*COUVERCLE*	*COVER*		*1*	*2325002840*	
70-3	*BUTÉE*	*STOP*		*1*	*2325002850*	
70-4	*RONDELLE*	*WASHER*		*1*	*2325002860*	
70-7	*JOINT TORIQUE*	*O-RING*		*2*	*2325002870*	
70-8	*ANNEAU ÉLASTIQUE*	*SNAP RING*		*1*	*2325002880*	
70-9	*JOINT TORIQUE*	*O-RING*	*2-165 164.77X2.62*	*1*	*2399004360*	
70-10	*BOUCHON*	*PLUG*		*2*	*2325002970*	
70-11	*RONDELLE*	*WASHER*	*13.3X19X1.5*	*2*	*2325003660*	
503	RÉDUCTION PLANÉTAIRE	SUN GEAR REDUCTION		1	2325004340	

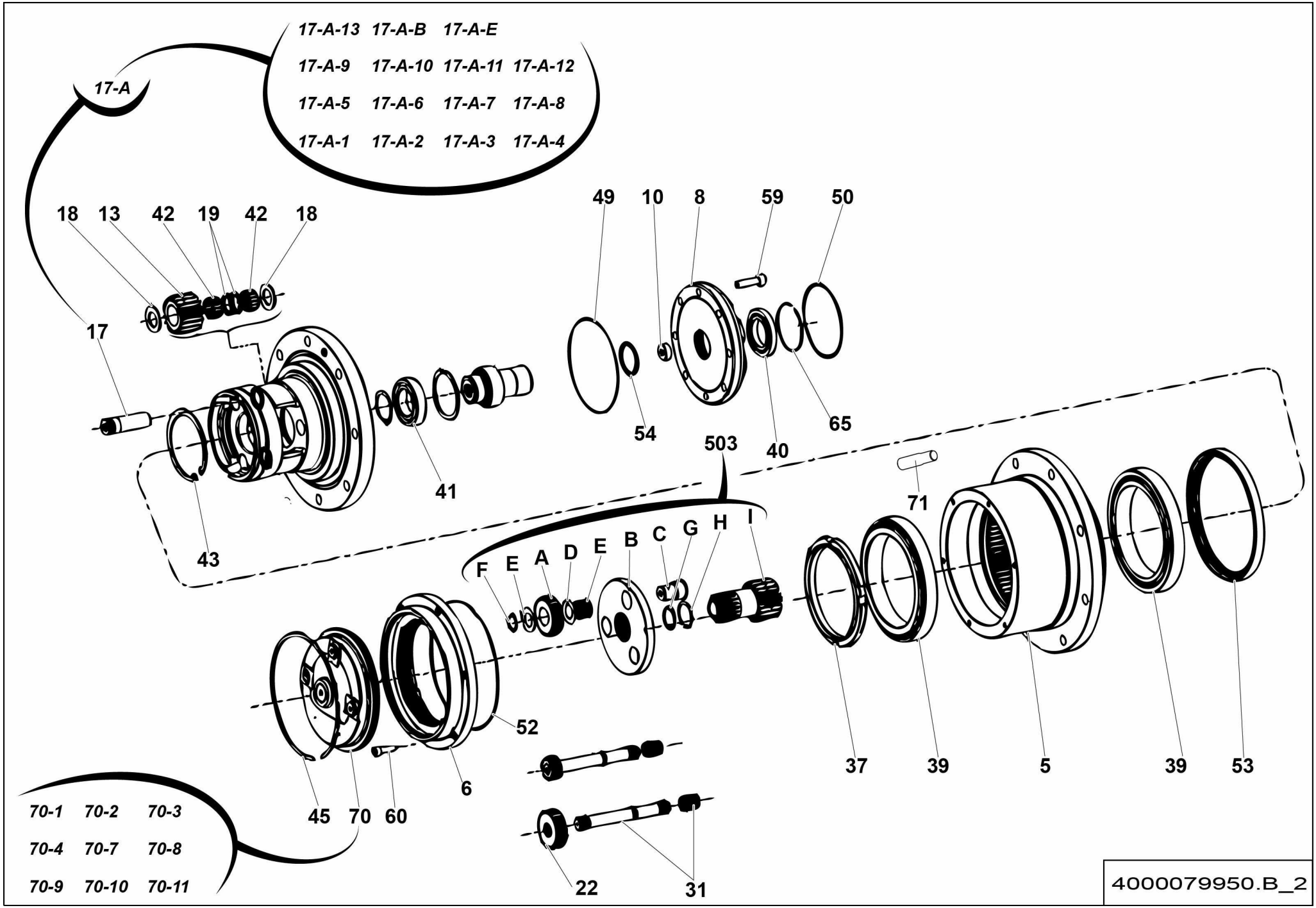
17-A-13 17-A-B 17-A-E
17-A-9 17-A-10 17-A-11 17-A-12
17-A-5 17-A-6 17-A-7 17-A-8
17-A-1 17-A-2 17-A-3 17-A-4
17-A
18 13 42 19 42 18
17
49 10 8 59 50
54 40 65
503
41
43
71
F E A D E B C G H I
52
6
45 70 60
37 39 5 39 53
22 31
70-1 70-2 70-3
70-4 70-7 70-8
70-9 70-10 70-11
4000079950.B_2

▲ RÉDUCTEUR DE TRANSLATION
TRAVEL REDUCER

Rep.	Désignation	Designation	Specification	Qty	Code	Up to / jusqu'à
71	GOUJON	STUD	M18X1.5 REDUC M16X2 DA	16	116D154490	

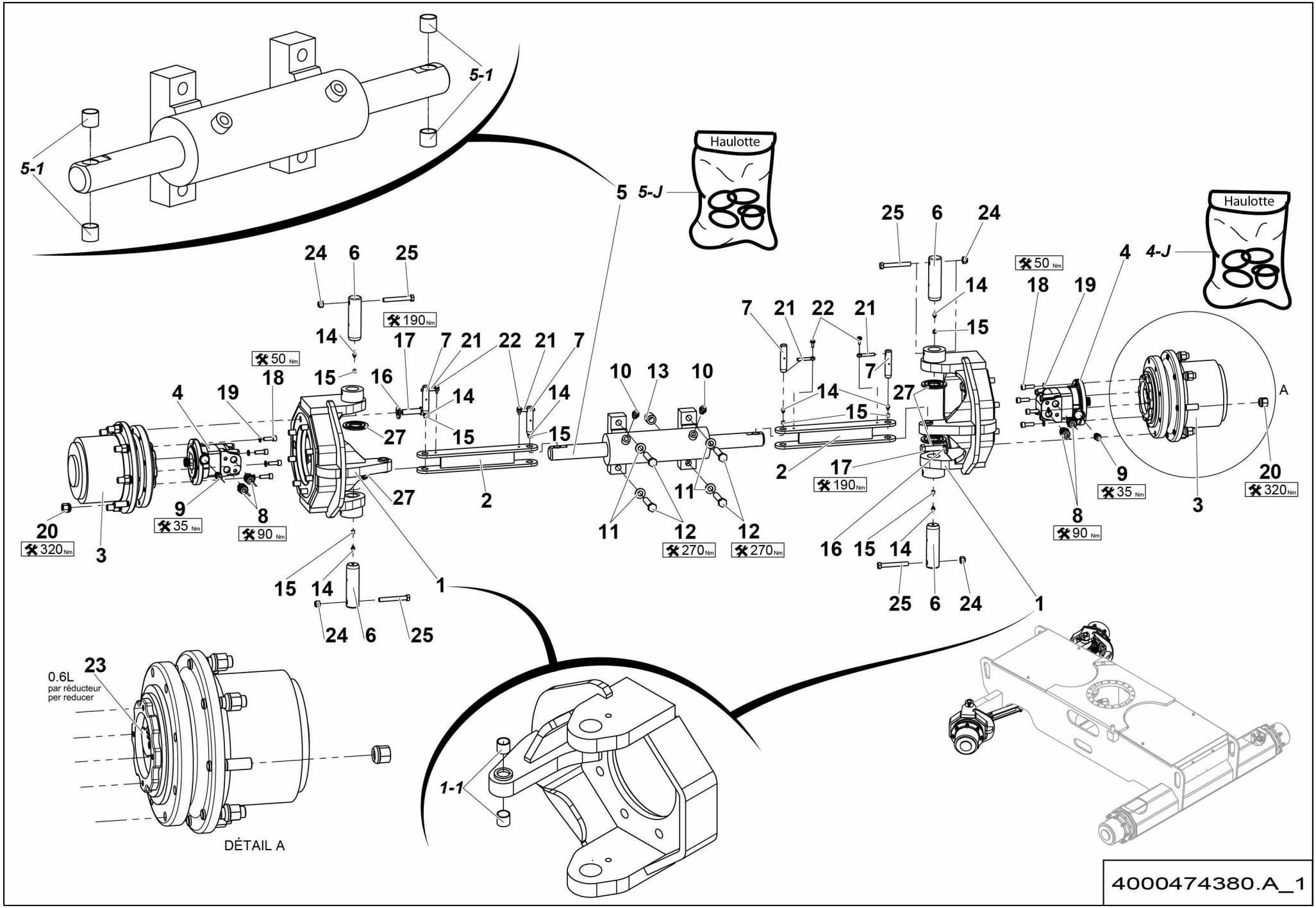
5-1
5-1
5
5-J
Haulotte
Haulotte
4
4-J
A
1
1-1
2
3
4
6
7
8
9
10
11
12
13
14
15
16
17
18
19
20
21
22
23
24
25
27
190 Nm
50 Nm
35 Nm
90 Nm
320 Nm
270 Nm
0.6L
par réducteur
per reducer
DÉTAIL A
4000474380.A_1

▲ ESSIEU FIXE MOTO-DIRECTEUR
FIXED MOTOR GUIDING AXLE

RTJ **>02/2016** ◀ **A-340A.1 1/2** ▶

Rep.	Désignation	Designation	Specification	Qty	Code	Up to / jusqu'à
1	PIVOT	PIVOT		2	4000272950	
1-1	*BAGUE ALVEOLÉE POLYMÈRE*	*INDENTS POLYMER BEARING*	*S5717 202320*	*2*	*2390150690*	
2	BIELLETTE	LINK ROD		2	4000073080	
3	**RÉDUCTEUR DE TRANSLATION**	**TRAVEL REDUCER**		**2**	**4000079950**	**SEE DETAILS PAGE 69**
4	MOTEUR	MOTOR	100CC	2	2505003880	
4-J	*JOINT TORIQUE*	*O-RING*		*1*	*2394901210*	
5	VÉRIN DBLE EFF DBLE TIGE	DUAL ACTING DUAL ROD CYLINDER		1	4000073130	
5-1	*BAGUE ALVEOLÉE POLYMÈRE*	*INDENTS POLYMER BEARING*	*S5717 202320*	*4*	*2390150690*	
5-J	*POCHETTE DE JOINTS*	*SEAL KIT*		*1*	*4000173570*	
6	AXE AVEC PERÇAGE	PIN WITH DRILLING		4	4000273990	
7	AXE AVEC PERÇAGE	PIN WITH DRILLING		4	4000042550	
8	UNION MÂLE	MALE UNION	1-2 BSPP 1-14 UNF	4	2501000830	
9	UNION MÂLE	MALE UNION	1/4 BSPP 11/16-16 UNF ORFS	2	2501000570	
10	UNION MÂLE	MALE UNION	9/16-18 UNF 9/16-18 1/4	2	2501000020	
11	RONDELLE ÉLASTIQUE	SPRING WASHER	CS M 16 ZB	4	2351902800	
12	VIS H	CAP SCREW	M16X80-38 CL.10.9	4	2331239390	
13	ENTRETOISE	SPACER		1	4000095920	
14	GRAISSEUR DROIT	STRAIGHT GREASE FITTING	M8 X 1.25	8	2420701540	
15	CACHE GRAISSEUR	GREASE POINT COVER	ROUGE / RED	8	2420301180	
16	RONDELLE ÉLASTIQUE	SPRING WASHER	CL16	16	2351900010	
17	VIS H	CAP SCREW	M16X60-38 CL.8.8	16	2301232390	
18	VIS CHC	SOCKET CAP SCREW	M10X30-30 CL.10.9	8	2338331370	
19	RONDELLE ÉLASTIQUE	SPRING WASHER	W 10	8	2351201090	
20	ÉCROU DE ROUE	WHEEL NUT	M18 X1.5 CL. 8	16	2600502110	
21	CHAPE MÂLE LISSE	CLEVIS PIN	D8 X50	4	173D158320	
22	VIS H À EMBASE	FLANGE HEAD CAP SCREW	M6X16-16 CL. 8.8	4	2700102090	

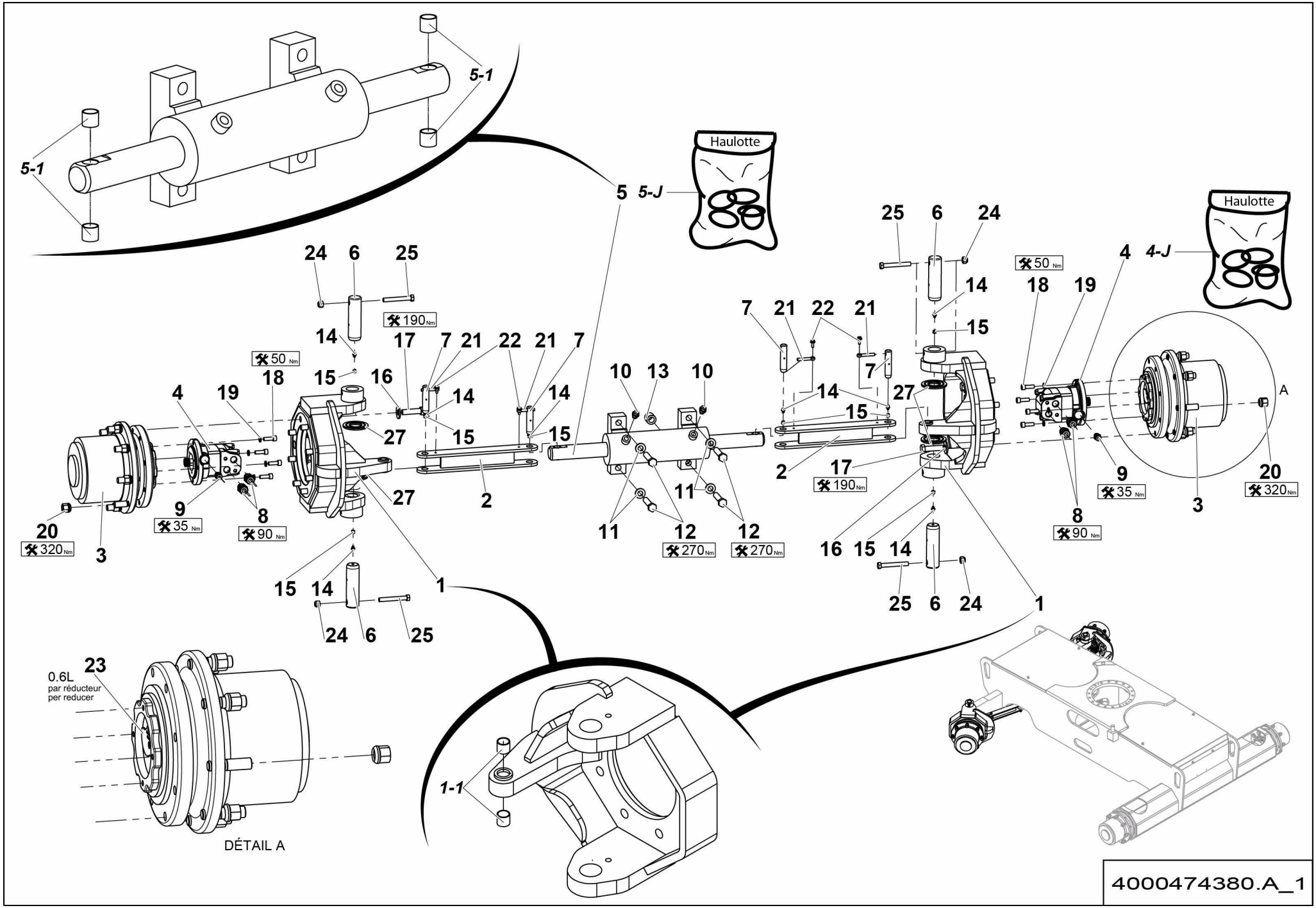
5-1
5-1
5
5-J
Haulotte
Haulotte
4
4-J
A
1
1-1
2
3
4
6
7
8
9
10
11
12
14
15
16
17
18
19
20
21
22
23
24
25
27
50 Nm
190 Nm
35 Nm
90 Nm
320 Nm
270 Nm
0.6L
par réducteur
per reducer
DÉTAIL A
4000474380.A_1

ESSIEU FIXE MOTO-DIRECTEUR
FIXED MOTOR GUIDING AXLE

RTJ **>02/2016**

Rep.	Désignation	Designation	Specification	Qty	Code	Up to / jusqu'à
23	HUILE	OIL	80W90	1,2L	2505004030	
24	ÉCROU AUTOFREINÉ	HEX LOCKNUT	M12 CL. 8	4	2349221520	
25	VIS H	CAP SCREW	M12X90-30 CL.8.8	4	2301232040	
27	RONDELLE SUPPORT	SUPPORT WASHER		4	1680801191	

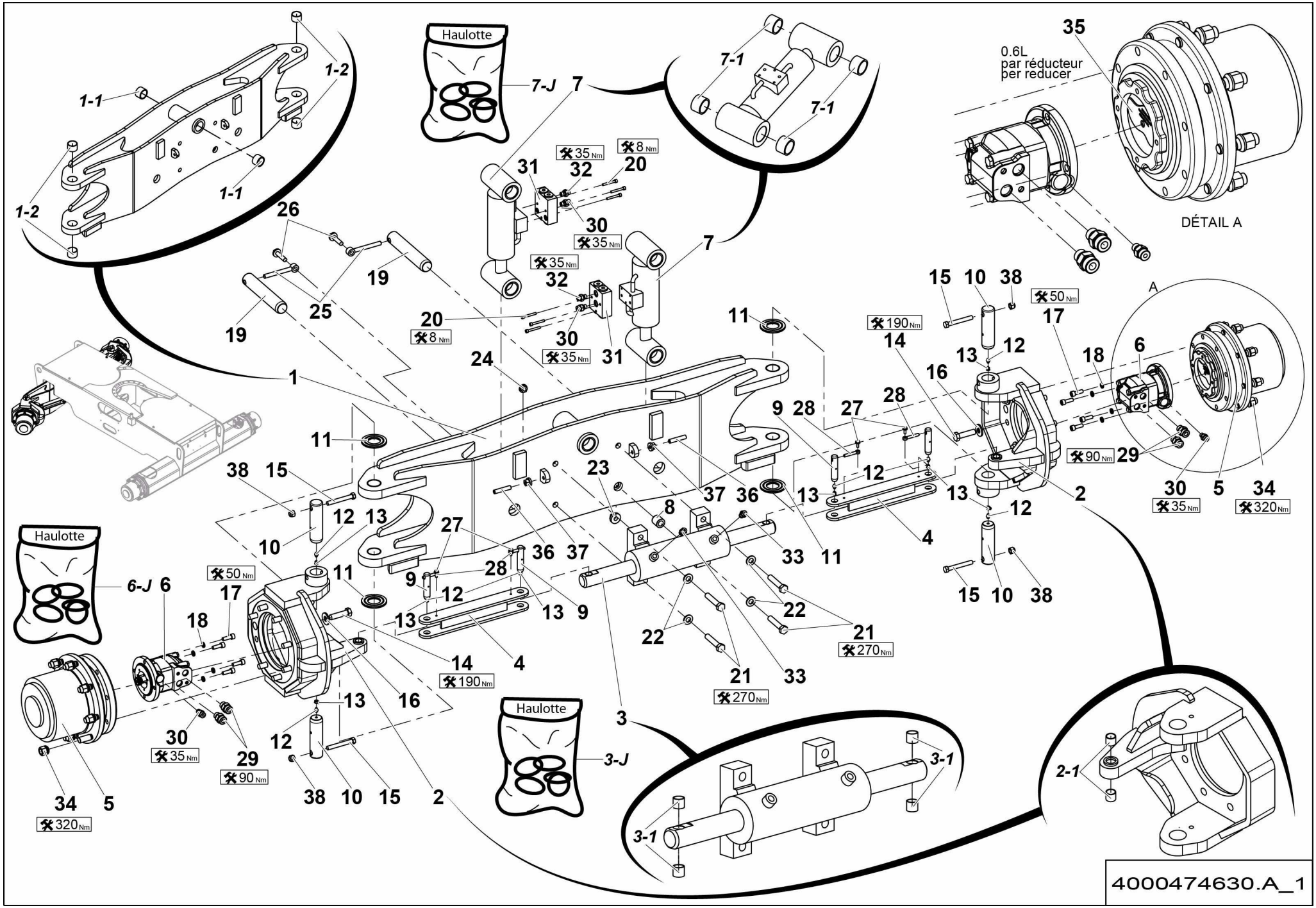
Haulotte
7-J
7
7-1
7-1
1-1
1-2
1-2
1-1
35
0.6L
par réducteur
per reducer
DÉTAIL A
A
35 Nm
8 Nm
32
31
20
30
35 Nm
26
19
25
19
20
8 Nm
24
1
11
11
38
15
12
13
10
Haulotte
6-J
6
50 Nm
17
18
14
190 Nm
13
16
30
35 Nm
29
90 Nm
34
320 Nm
5
38
10
15
2
12
Haulotte
3-J
3
3-1
3-1
2-1
23
8
37
36
27
28
9
12
13
4
33
11
22
21
270 Nm
15
10
38
50 Nm
17
18
6
90 Nm
29
30
35 Nm
5
34
320 Nm
4000474630.A_1

ESSIEU FIXE MOTEUR
DRIVING FIXED AXLE

2WS RTJ O >02/2016

Rep.	Désignation	Designation	Specification	Qty	Code	Up to / jusqu'à
1	CAISSON OSCILLANT	OSCILLATING CASE		1	4000075880	
1-1	*BAGUE FIBRE*	*FIBER BEARING*	*S5717 404830*	*2*	*2390190980*	
1-2	*BAGUE ALVEOLÉE POLYMÈRE*	*INDENTS POLYMER BEARING*	*S5717 404430*	*4*	*2390150450*	
2	PIVOT	PIVOT		2	4000272950	
2-1	*BAGUE ALVEOLÉE POLYMÈRE*	*INDENTS POLYMER BEARING*	*S5717 202320*	*2*	*2390150690*	
3	VERIN DBLE EFF DBLE TIGE	DUAL ACTING DUAL ROD CYL		1	4000073130	
3-1	*BAGUE ALVEOLÉE POLYMÈRE*	*INDENTS POLYMER BEARING*	*S5717 202320*	*1*	*2390150690*	
3-J	*POCHETTE DE JOINTS*	*SEAL KIT*		*1*	*4000173570*	
4	BIELLETTE	LINK ROD		2	4000073080	
5	**RÉDUCTEUR DE TRANSLATION**	**TRAVEL REDUCER**		**2**	**4000079950**	**SEE DETAILS PAGE 69**
6	MOTEUR	MOTOR	100CC	2	2505003880	
6-J	*JOINT TORIQUE*	*O-RING*		*1*	*2394901210*	
7	VERIN DBLE EFF SPLE TIGE	DUAL ACTING SGLE ROD CYL	D70-D35	2	4000075930	
7-1	*BAGUE FIBRE*	*FIBER BEARING*		*4*	*2390190980*	
7-J	*POCHETTE DE JOINTS*	*SEAL KIT*		*1*	*4000209430*	
8	ENTRETOISE	SPACER		1	4000095920	
9	AXE AVEC PERÇAGE	PIN WITH DRILLING		4	4000042550	
10	AXE AVEC PERÇAGE	PIN WITH DRILLING		4	4000273990	
11	RONDELLE SUPPORT	SUPPORT WASHER		4	1680801191	
12	GRAISSEUR DROIT	STRAIGHT GREASE FITTING	M8 X 1.25	8	2420701540	
13	CACHE GRAISSEUR	GREASE POINT COVER	ROUGE / RED	8	2420301180	
14	VIS H	CAP SCREW	M16X60-38 CL.8.8	16	2301232390	
15	VIS H	CAP SCREW	M12X90-30 CL.8.8	4	2301232040	
16	RONDELLE ÉLASTIQUE	SPRING WASHER	CL16	16	2351900010	
17	VIS CHC	SOCKET CAP SCREW	M10X30-30 CL.10.9	8	2338331370	
18	RONDELLE ÉLASTIQUE	SPRING WASHER	W 10	8	2351201090	

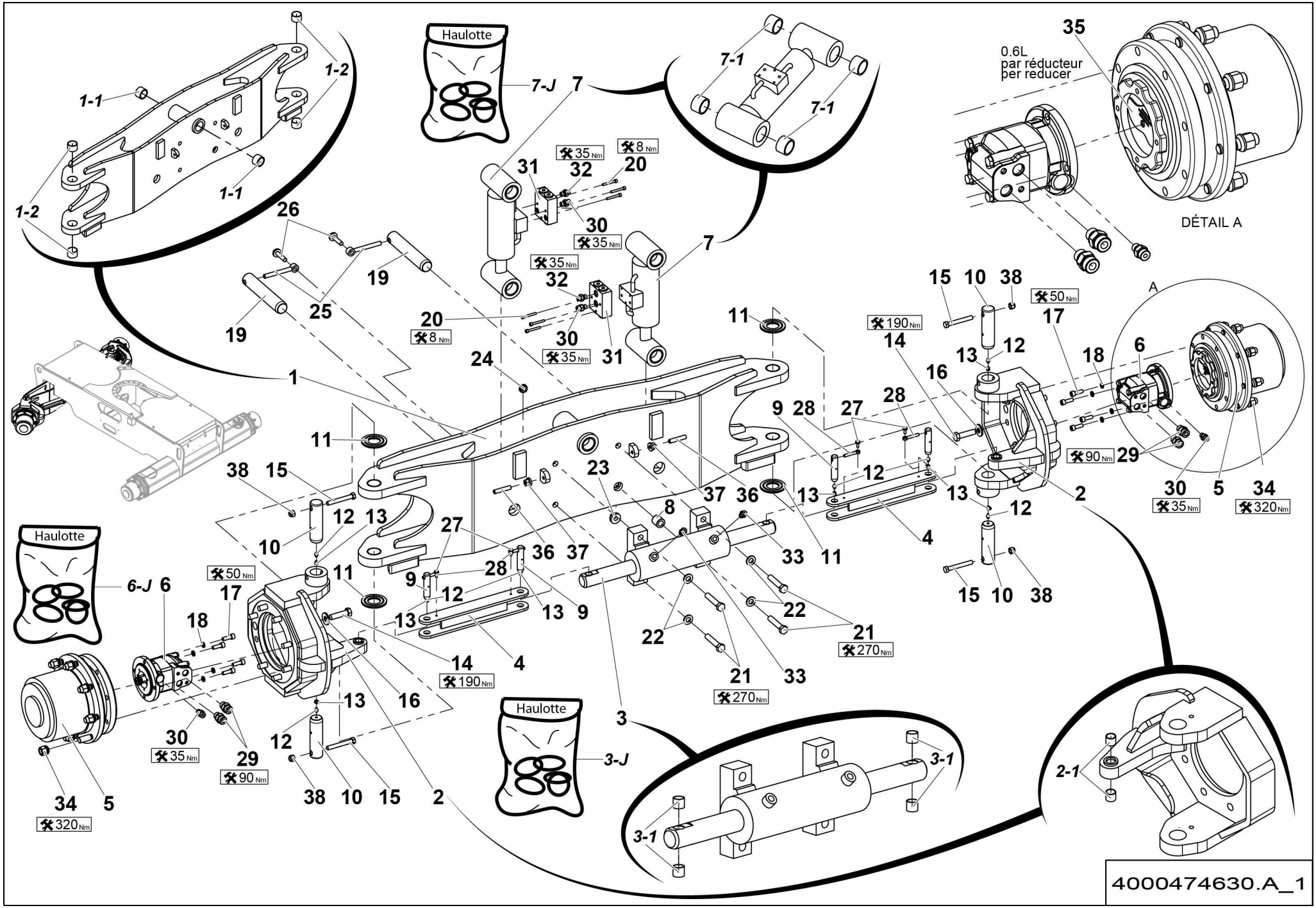
Haulotte
7-J
7
7-1
7-1
1-1
1-2
1-1
1-2
35
0.6L
par réducteur
per reducer
DÉTAIL A
35 Nm
8 Nm
31
32
20
30
35 Nm
35 Nm
32
7
26
19
25
19
20
8 Nm
30
35 Nm
31
24
1
11
11
190 Nm
14
15
10
38
50 Nm
17
13
12
16
18
6
A
28
9
28
27
90 Nm
29
38
15
23
12
13
37
36
13
2
30
35 Nm
5
34
320 Nm
12
13
8
4
10
27
36
37
33
11
Haulotte
6-J
6
50 Nm
17
11
9
28
12
13
9
15
10
38
18
13
22
22
21
270 Nm
14
190 Nm
4
21
270 Nm
33
13
16
Haulotte
3
30
35 Nm
29
90 Nm
12
3-J
3-1
2-1
34
320 Nm
5
38
10
15
2
3-1
4000474630.A_1

ESSIEU FIXE MOTEUR
DRIVING FIXED AXLE

2WS RTJ O >02/2016

Rep.	Désignation	Designation	Specification	Qty	Code	Up to / jusqu'à
19	AXE AVEC PERÇAGE	PIN WITH DRILLING		2	4000075250	
20	VIS CHC	SOCKET CAP SCREW	M6X45-24 CL.8.8	6	2308233560	
21	VIS H	CAP SCREW	M16X80-38 CL.10.9	4	2331239390	
22	RONDELLE ÉLASTIQUE	SPRING WASHER	CS M 16 ZB	4	2351902800	
23	ÉCROU H EMBASE	HEX FLANGE NUT	M16 CL.8	4	2700200330	
24	ÉCROU H EMBASE	HEX FLANGE NUT	M12 CL.8	2	2700200320	
25	CHAPE MÂLE LISSE	CLEVIS PIN		2	183P245960	
26	VIS H À EMBASE	FLANGE HEAD CAP SCREW	M12X50-30 CL. 8.8	2	2700101720	
27	VIS H À EMBASE	FLANGE HEAD CAP SCREW	M6X16-16 CL. 8.8	4	2700102090	
28	CHAPE MÂLE LISSE	CLEVIS PIN		4	173D158320	
29	UNION MÂLE	MALE UNION	1-2 BSPP 1-14 UNF	4	2501000830	
30	UNION MÂLE	MALE UNION	1/4 BSPP 11/16-16 UNF ORFS	2	2501000570	
31	CLAPET ANTI-RETOUR PILOTÉ	PILOT-OPERATED CHECK VALVE		2	2426602660	
32	UNION MÂLE	MALE UNION	1/4' BSPP 9/16-18	2	2369111940	
33	UNION MÂLE	MALE UNION	9/16-18 UNF 9/16-18 1/4	2	2501000020	
34	ÉCROU DE ROUE	WHEEL NUT	M18 X1.5 CL. 8	16	2600502110	
35	HUILE HYDRAULIQUE	HYDRAULIC OIL		1	2505004030	
36	VIS STHC BOUT PLAT	SCREW STHC FLAT POINT	M12X60	2	2316131180	
37	ÉCROU EMBASE AUTOFREINÉ	FLANGE HEX LOCKNUT	M12 CL.8 ZB	2	2700200460	
38	ÉCROU AUTOFREINE	SELF-LOCKED NUT	M12 CL. 8	4	2349221520	

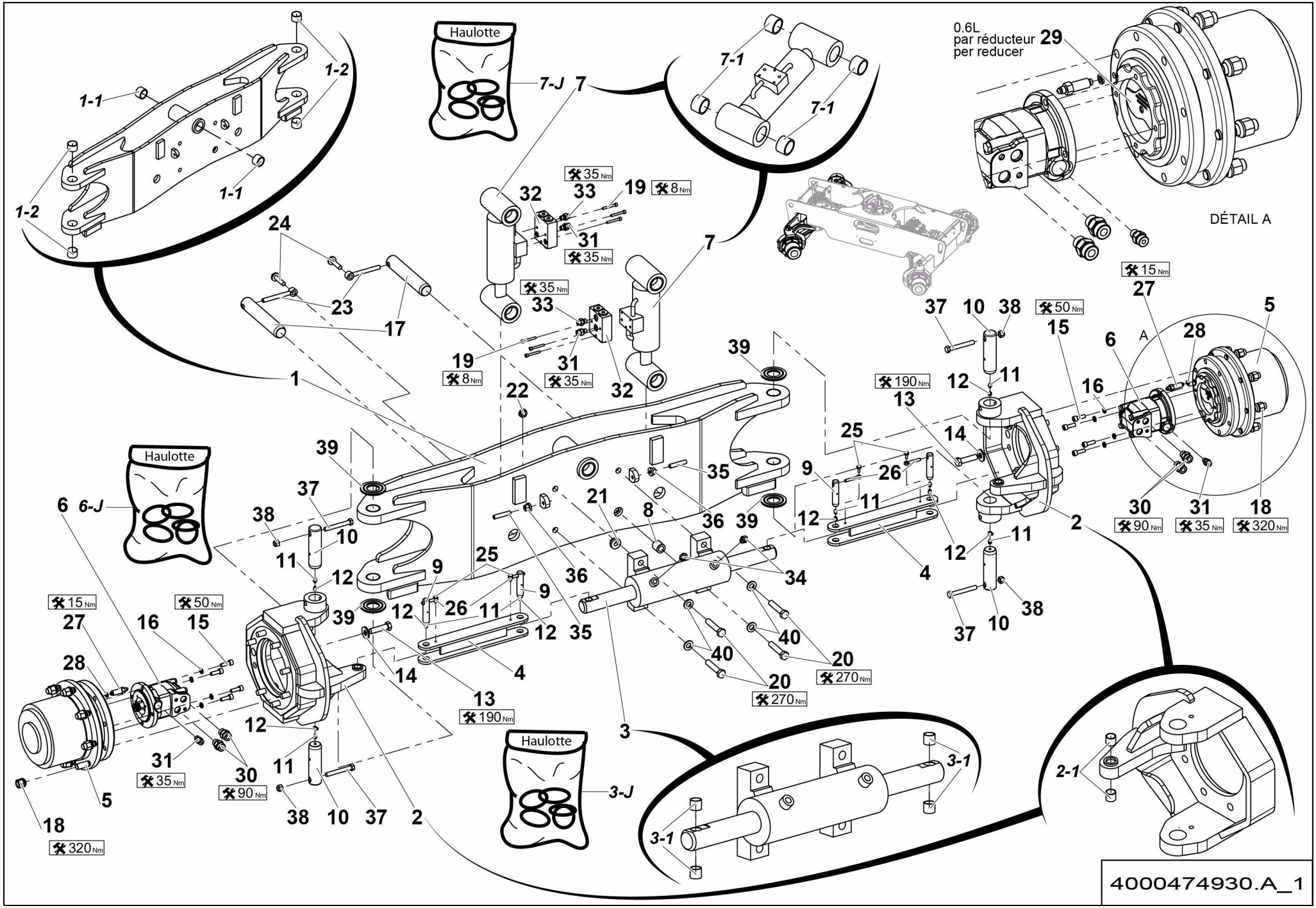
Haulotte
7-J
7
7-1
7-1
0.6L
par réducteur
per reducer
29
DÉTAIL A
1-1
1-2
1-2
1-1
24
23
17
32
33
35 Nm
19
8 Nm
31
35 Nm
35 Nm
33
19
8 Nm
31
35 Nm
32
7
1
22
39
37
10
38
50 Nm
15
27
15 Nm
5
6
A
28
12
11
190 Nm
13
16
14
25
26
9
11
12
35
36
39
21
8
34
4
2
30
31
18
90 Nm
35 Nm
320 Nm
Haulotte
6
6-J
39
37
38
10
11
12
9
25
26
11
12
36
35
39
12
4
40
40
20
270 Nm
20
270 Nm
3
Haulotte
3-J
3-1
3-1
2-1
15 Nm
27
50 Nm
15
16
28
5
18
320 Nm
31
35 Nm
30
90 Nm
38
10
37
2
13
190 Nm
14
4
12
11
4000474930.A_1

▲ ESSIEU FIXE MOTEUR
DRIVING FIXED AXLE

RTJ PRO

◀ A-340C 1/2 ▶

Rep.	Désignation	Designation	Specification	Qty	Code	Up to / jusqu'à
1	CAISSON OSCILLANT	OSCILLATING CASE		1	4000075880	
1-1	*BAGUE FIBRE*	*FIBER BEARING*	*S5717 404830*	*2*	*2390190980*	
1-2	*BAGUE ALVEOLÉE POLYMÈRE*	*INDENTS POLYMER BEARING*	*S5717 404430*	*4*	*2390150450*	
2	PIVOT	PIVOT		2	4000272950	
2-1	*BAGUE ALVEOLÉE POLYMÈRE*	*INDENTS POLYMER BEARING*	*S5717 202320*	*2*	*2390150690*	
3	VERIN DBLE EFF DBLE TIGE	DUAL ACTING DUAL ROD CYL		1	4000073130	
3-1	*BAGUE ALVEOLÉE POLYMÈRE*	*INDENTS POLYMER BEARING*	*S5717 202320*	*1*	*2390150690*	
3-J	*POCHETTE DE JOINTS*	*SEAL KIT*		*1*	*4000173570*	
4	BIELLETTE	LINK ROD		2	4000073080	
5	**RÉDUCTEUR DE TRANSLATION**	**TRAVEL REDUCER**		**2**	**4000106470**	**SEE DETAILS PAGE 45**
6	MOTEUR	MOTOR	100CC	2	2505003880	
6-J	*JOINT TORIQUE*	*O-RING*		*1*	*2394901210*	
7	VERIN DBLE EFF SPLE TIGE	DUAL ACTING SGLE ROD CYL	D70-D35	2	4000075930	
7-1	*BAGUE FIBRE*	*FIBER BEARING*		*4*	*2390190980*	
7-J	*POCHETTE DE JOINTS*	*SEAL KIT*		*1*	*4000209430*	
8	ENTRETOISE	SPACER		1	4000095920	
9	AXE AVEC PERÇAGE	PIN WITH DRILLING		4	4000042550	
10	AXE AVEC PERÇAGE	PIN WITH DRILLING		4	4000273990	
11	GRAISSEUR DROIT	STRAIGHT GREASE FITTING	M8 X 1.25	8	2420701540	
12	CACHE GRAISSEUR	GREASE POINT COVER	ROUGE / RED	8	2420301180	
13	VIS H	CAP SCREW	M16X60-38 CL.8.8	16	2301232390	
14	RONDELLE ÉLASTIQUE	SPRING WASHER	CL16	16	2351900010	
15	VIS CHC	SOCKET CAP SCREW	M10X30-30 CL.10.9	8	2338331370	
16	RONDELLE ÉLASTIQUE	SPRING WASHER	W 10	8	2351201090	
17	AXE AVEC PERÇAGE	PIN WITH DRILLING		2	4000075250	
18	ÉCROU DE ROUE	WHEEL NUT	M18 X1.5 CL. 8	16	2600502110	

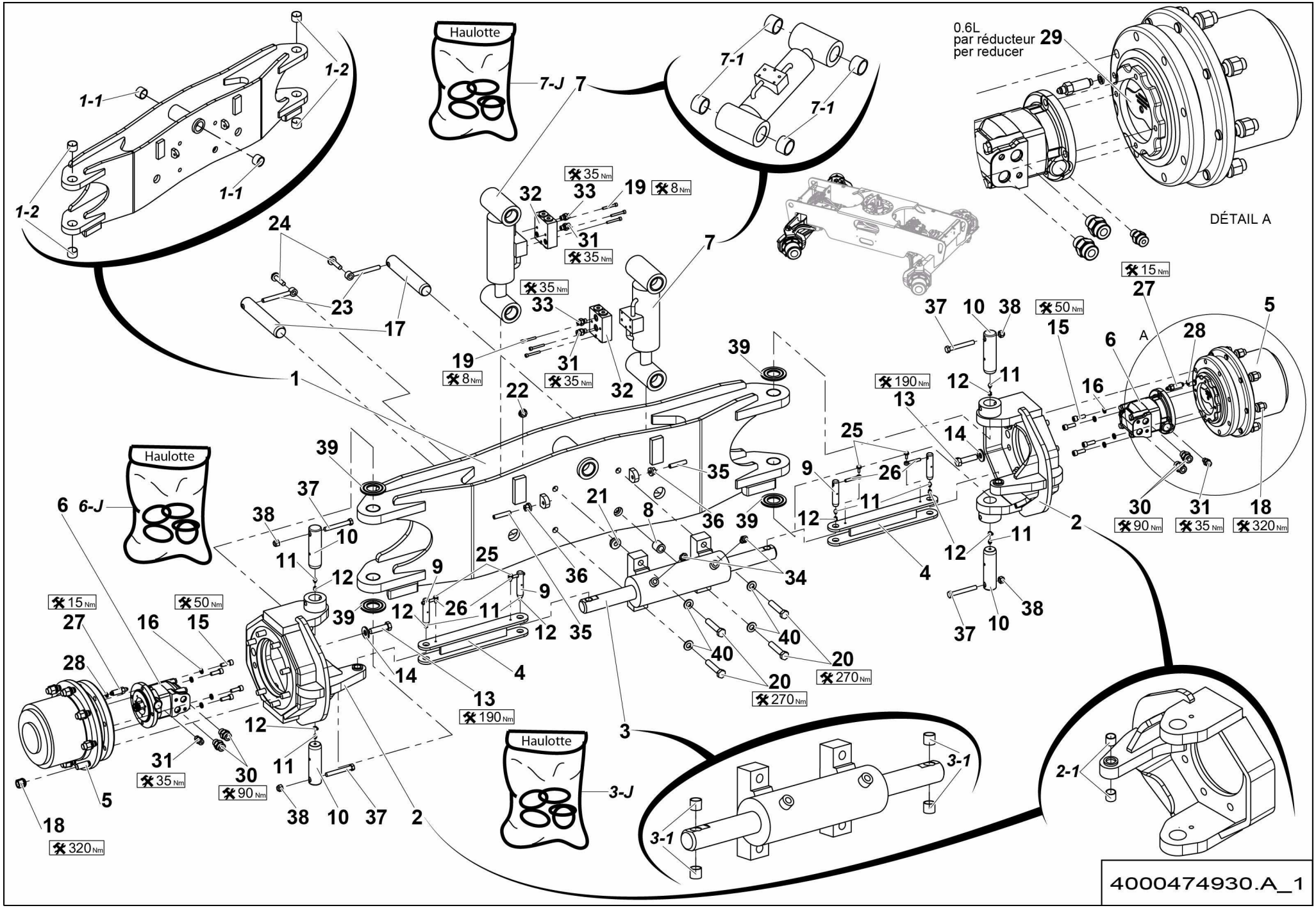
Haulotte
7-J
7
7-1
7-1
0.6L
par réducteur
per reducer
29
DÉTAIL A
1-1
1-2
1-2
1-1
24
23
17
32
33
35 Nm
19
8 Nm
31
35 Nm
35 Nm
33
19
8 Nm
31
35 Nm
32
7
1
22
39
37
10
38
50 Nm
15
27
15 Nm
5
6
A
28
16
12
11
190 Nm
13
14
25
26
9
11
12
35
36
39
21
8
34
4
2
30
31
18
90 Nm
35 Nm
320 Nm
Haulotte
6
6-J
39
37
38
10
11
12
9
25
26
11
12
39
12
35
36
9
34
40
40
20
270 Nm
20
270 Nm
4
13
190 Nm
14
12
3
Haulotte
3-J
3-1
3-1
2-1
15 Nm
27
16
50 Nm
15
28
5
18
320 Nm
31
35 Nm
30
90 Nm
11
38
10
37
2
4000474930.A_1

▲ ESSIEU FIXE MOTEUR
DRIVING FIXED AXLE

RTJ PRO

◀ A-340C 2/2 ▶

Rep.	Désignation	Designation	Specification	Qty	Code	Up to / jusqu'à
19	VIS CHC	SOCKET CAP SCREW	M6X45-24 CL.8.8	6	2308233560	
20	VIS H	CAP SCREW	M16X80-38 CL.10.9	4	2331239390	
21	ÉCROU H EMBASE	HEX FLANGE NUT	M16 CL.8	4	2700200330	
22	ÉCROU H EMBASE	HEX FLANGE NUT	M12 CL.8	2	2700200320	
23	CHAPE MÂLE LISSE	CLEVIS PIN		2	183P245960	
24	VIS H À EMBASE	FLANGE HEAD CAP SCREW	M12X50-30 CL. 8.8	2	2700101720	
25	VIS H À EMBASE	FLANGE HEAD CAP SCREW	M6X16-16 CL. 8.8	4	2700102090	
26	CHAPE MÂLE LISSE	CLEVIS PIN		4	173D158320	
27	RACCORD MÂLE	MALE CONNECTION	M10 P100 7/16-20 UNF	2	179P261130	
28	JOINT CUIVRE	COPPER SEAL	Ø10,1X15,7X2,5	2	2399002130	
29	HUILE	OIL	80W90	1.2L	2505004030	
30	UNION MÂLE	MALE UNION	1-2 BSPP 1-14 UNF	4	2501000830	
31	UNION MÂLE	MALE UNION	1/4 BSPP 11/16-16 UNF ORFS	4	2501000570	
32	CLAPET ANTI-RETOUR PILOTÉ	PILOT-OPERATED CHECK VALVE		2	2426602660	
33	UNION MÂLE	MALE UNION	1/4' BSPP 9/16-18	2	2369111940	
34	UNION MÂLE	MALE UNION	9/16-18 UNF 9/16-18 1/4	2	2501000020	
35	VIS STHC BOUT PLAT	SCREW STHC FLAT POINT	M12X60	2	2316131180	
36	ÉCROU EMBASE AUTOFREINÉ	FLANGE HEX LOCKNUT	M12 CL.8 ZB	2	2700200460	
37	VIS H	CAP SCREW	M12X90-30 CL.10.9	4	2301246030	
38	ÉCROU AUTOFREINÉ	HEX LOCKNUT	M12 CL. 8	4	2349221520	
39	RONDELLE SUPPORT	SUPPORT WASHER		4	1680801191	
40	RONDELLE ÉLASTIQUE	SPRING WASHER	CS M 16 ZB	4	2351902800	

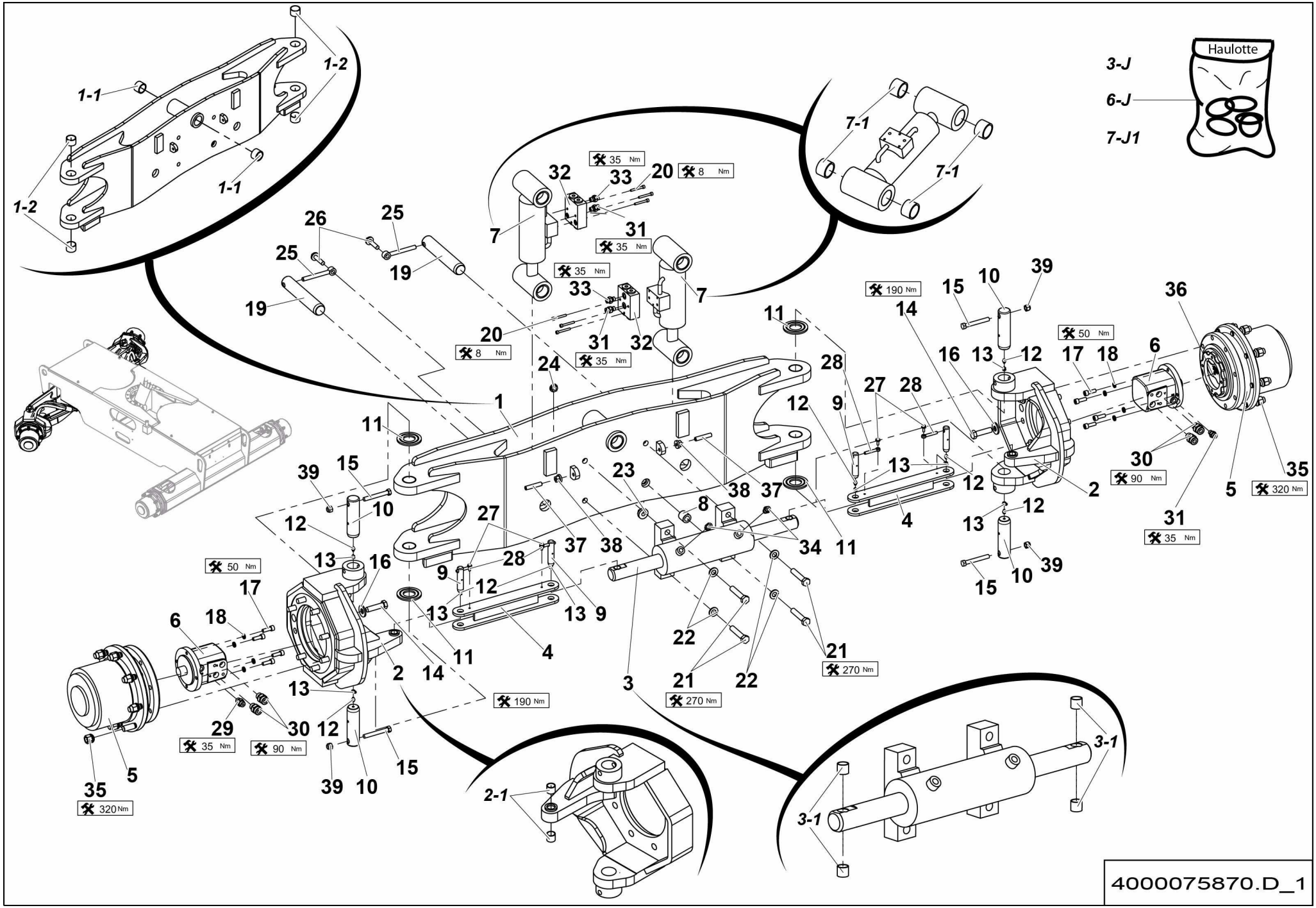
Haulotte
3-J
6-J
7-J1
1-1
1-2
1-1
1-2
7-1
7-1
35 Nm
8 Nm
35 Nm
35 Nm
8 Nm
35 Nm
190 Nm
50 Nm
90 Nm
320 Nm
35 Nm
270 Nm
270 Nm
190 Nm
50 Nm
35 Nm
90 Nm
320Nm
2-1
3-1
3-1
4000075870.D_1

▲ ESSIEU OSCILLANT MOTO-DIRECTEUR RTJ O
MOTOR GUIDING SWING AXLE

Rep.	Désignation	Designation	Specification	Qty	Code	Up to / jusqu'à
1	CAISSON OSCILLANT	OSCILLATING CASE		1	4000075880	
1-1	*BAGUE FIBRE*	*FIBER BEARING*	*S5717 404830*	*2*	*239019080*	
1-2	*BAGUE ALVEOLÉE POLYMÈRE*	*IDENTS POLYMER BEARING*	*S5717 404830*	*4*	*2390150450*	
2	PIVOT	PIVOT		2	4000272950	
2-1	BAGUE ALVEOLÉE POLYMÈRE	IDENTS POLYMER BEARING		2	2390150690	
3	VERIN DBLE EFF DBLE TIGE	DUAL ACTING DUAL ROD CYL		1	4000073130	
3-1	*BAGUE ALVEOLÉE POLYMÈRE*	*IDENTS POLYMER BEARING*		*1*	*2390150190*	
3-J	*POCHETTE DE JOINTS*	*SEAL KIT*		*1*	*4000173570*	
4	BIELLETTE	LINK ROD		2	4000073080	
5	**REDUCTEUR DE TRANSLATION**	**TRAVEL REDUCER**		**2**	**4000079950**	**SEE DETAILS PAGE 69**
6	MOT. HYDR. A ENGRENAGES	GEAR HYDRAULIC MOTOR		2	4000006190	
6-J	*POCHETTE DE JOINTS*	*SEAL KIT*		*1*	*2505006380*	
7	VERIN DBLE EFF SPLE TIGE	DUAL ACTING SGLE ROD CYL		2	4000075930	
7-1	*BAGUE FIBRE*	*FIBER BEARING*		*1*	*2390190980*	
7-J1	*POCHETTE DE JOINTS*	*SEAL KIT*		*1*	*4000209430*	
8	ENTRETOISE	SPACER		1	4000095920	
9	AXE AVEC PERÇAGE	PIN WITH DRILLING		4	4000042550	
10	AXE AVEC PERÇAGE	PIN WITH DRILLING		4	4000273990	
11	CALE	CHOCK	3 Ø 80	4	1680801191	
12	GRAISSEUR DROIT	STRAIGHT GREASE FITTING	M8 X 1.25	8	2420701540	
13	CACHE GRAISSEUR	GREASE POINT COVER		8	2420301180	
14	VIS H	CAP SCREW	M16X60-38 CL.8.8	16	2301232390	
15	VIS H	CAP SCREW	M12X90-30 CL.8.8	4	2301232040	
16	RONDELLE ÉLASTIQUE	SPRING WASHER	CL16	16	2351900010	
17	VIS CHC	SOCKET CAP SCREW	M10X30-30 CL.10.9	8	2338331370	
18	RONDELLE ÉLASTIQUE	SPRING WASHER	W 10	8	2351201090	

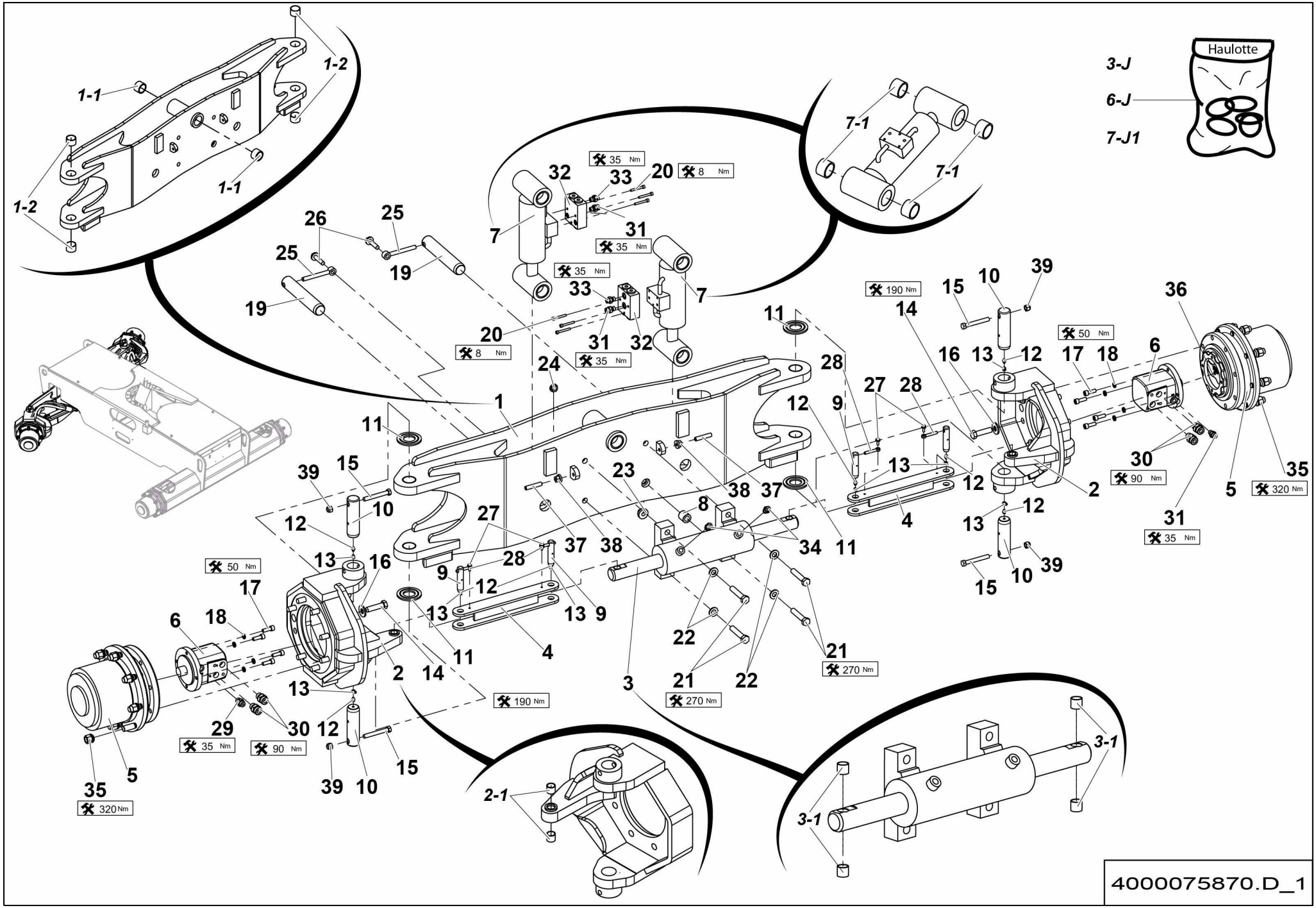
Haulotte
3-J
6-J
7-J1
1-1
1-2
1-1
1-2
7-1
7-1
35 Nm
8 Nm
35 Nm
35 Nm
8 Nm
35 Nm
190 Nm
50 Nm
90 Nm
320 Nm
35 Nm
270 Nm
270 Nm
50 Nm
35 Nm
90 Nm
190 Nm
320Nm
2-1
3-1
3-1
4000075870.D_1

▲ ESSIEU OSCILLANT MOTO-DIRECTEUR RTJ O
MOTOR GUIDING SWING AXLE

Rep.	Désignation	Designation	Specification	Qty	Code	Up to / jusqu'à
19	AXE AVEC PERÇAGE	PIN WITH DRILLING		2	4000075250	
20	VIS CHC	SOCKET CAP SCREW	M6X45-24 CL.8.8	6	2308233560	
21	VIS H	CAP SCREW	M16X80-38 CL.10.9	4	2331239390	
22	RONDELLE ÉLASTIQUE	SPRING WASHER	CS M 16 ZB	4	2351902800	
23	ÉCROU H EMBASE	HEX FLANGE NUT	M16 CL.8	4	2700200330	
24	ÉCROU H EMBASE	HEX FLANGE NUT	M12 CL.8	2	2700200320	
25	CHAPE MÂLE LISSE	CLEVIS PIN		2	183P245960	
26	VIS H À EMBASE	FLANGE HEAD CAP SCREW	M12X50-30 CL. 8.8	2	2700101720	
27	VIS H À EMBASE	FLANGE HEAD CAP SCREW	M6X16-16 CL. 8.8	4	2700102090	
28	CHAPE MÂLE LISSE	CLEVIS PIN		4	173D158320	
29	UNION MÂLE	MALE UNION	UNION MÂLE-3_8P-ORFS 11_16-16	1	2369111970	
30	UNION MÂLE	MALE UNION	1-2 BSPP 1-14 UNF	4	2501000830	
31	UNION MÂLE	MALE UNION	1/4 BSPP 11/16-16 UNF ORFS	3	2501000570	
32	CLAPET ANTI-RETOUR PILOTÉ	PILOT-OPERATED CHECK VALVE		2	2426602660	
33	UNION MÂLE	MALE UNION	1/4' BSPP 9/16-18	2	2369111940	
34	UNION MÂLE	MALE UNION	9/16-18 UNF 9/16-18 1/4	2	2501000020	
35	ÉCROU DE ROUE	WHEEL NUT	M18 X1.5 CL. 8	16	2600502110	
36	HUILE HYDRAULIQUE	HYDRAULIC OIL		1	2505004030	
37	VIS STHC BOUT PLAT	SCREW STHC FLAT POINT	M12X60	2	2316131180	
38	ÉCROU EMBASE AUTOFREINÉ	FLANGE HEX LOCKNUT	M12 CL.8 ZB	2	2700200460	
39	ÉCROU AUTOFREINE	SELF-LOCKED NUT	M12 CL. 8	4	2349221520	

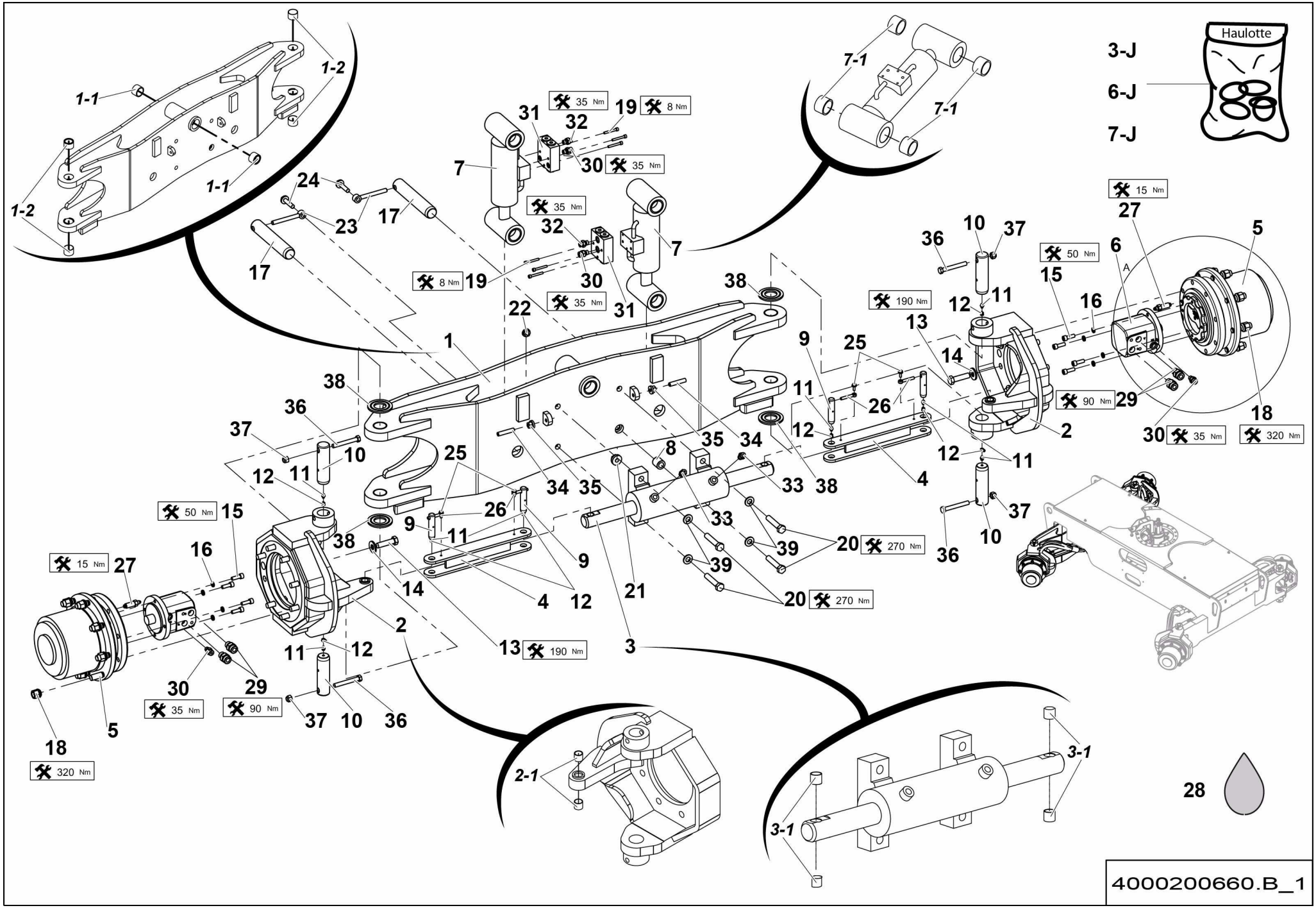
Haulotte
3-J
6-J
7-J
1-1
1-2
7-1
2-1
3-1
35 Nm
8 Nm
15 Nm
50 Nm
190 Nm
90 Nm
270 Nm
320 Nm
28
4000200660.B_1

ESSIEU OSCILLANT MOTO-DIRECTEUR RTJ PRO
MOTOR GUIDING SWING AXLE

A-340E 1/2

Rep.	Désignation	Designation	Specification	Qty	Code	Up to / jusqu'à
1	CAISSON OSCILLANT	OSCILLATING CASE		1	4000075880	
1-1	*BAGUE FIBRE*	*FIBER BEARING*	*S5717 404830*	*2*	*2390190980*	
1-2	*BAGUE ALVEOLÉE POLYMÈRE*	*INDENTS POLYMER BEARING*	*S5717 404430*	*4*	*2390150450*	
2	PIVOT	PIVOT		2	4000272950	
2-1	*BAGUE ALVEOLÉE POLYMÈRE*	*INDENTS POLYMER BEARING*	*S5717 202320*	*2*	*2390150690*	
3	VERIN DBLE EFF DBLE TIGE	DUAL ACTING DUAL ROD CYL		1	4000073130	
3-1	*BAGUE ALVEOLÉE POLYMÈRE*	*INDENTS POLYMER BEARING*	*S5717 202320*	*1*	*2390150690*	
3-J	*POCHETTE DE JOINTS*	*SEAL KIT*		*1*	*4000173570*	
4	BIELLETTE	LINK ROD		2	4000073080	
5	**REDUCTEUR DE TRANSLATION**	**TRAVEL REDUCER**		**2**	**4000106470**	**SEE DETAILS PAGE 45**
6	MOT. HYDR. A ENGRENAGES	GEAR HYDRAULIC MOTOR		2	4000006190	
6-J	*POCHETTE DE JOINTS*	SEAL KIT		1	2505006380	
7	VERIN DBLE EFF SPLE TIGE	DUAL ACTING SGLE ROD CYL	D70-D35	2	4000075930	
7-1	*BAGUE FIBRE*	*FIBER BEARING*		*4*	*2390190980*	
7-J	*POCHETTE DE JOINTS*	*SEAL KIT*		*1*	*4000209430*	
8	ENTRETOISE	SPACER		1	4000095920	
9	AXE AVEC PERÇAGE	PIN WITH DRILLING		4	4000042550	
10	AXE AVEC PERÇAGE	PIN WITH DRILLING		4	4000273990	
11	GRAISSEUR DROIT	STRAIGHT GREASE FITTING	M8 X 1.25	8	2420701540	
12	CACHE GRAISSEUR	GREASE POINT COVER		8	2420301180	
13	VIS H	CAP SCREW	M16X60-38 CL.8.8	16	2301232390	
14	RONDELLE ÉLASTIQUE	SPRING WASHER	CL16	16	2351900010	
15	VIS CHC	SOCKET CAP SCREW	M10X30-30 CL.10.9	8	2338331370	
16	RONDELLE ÉLASTIQUE	SPRING WASHER	W 10	8	2351201090	
17	AXE AVEC PERÇAGE	PIN WITH DRILLING		2	4000075250	
18	ÉCROU DE ROUE	WHEEL NUT	M18 X1.5 CL. 8	16	2600502110	

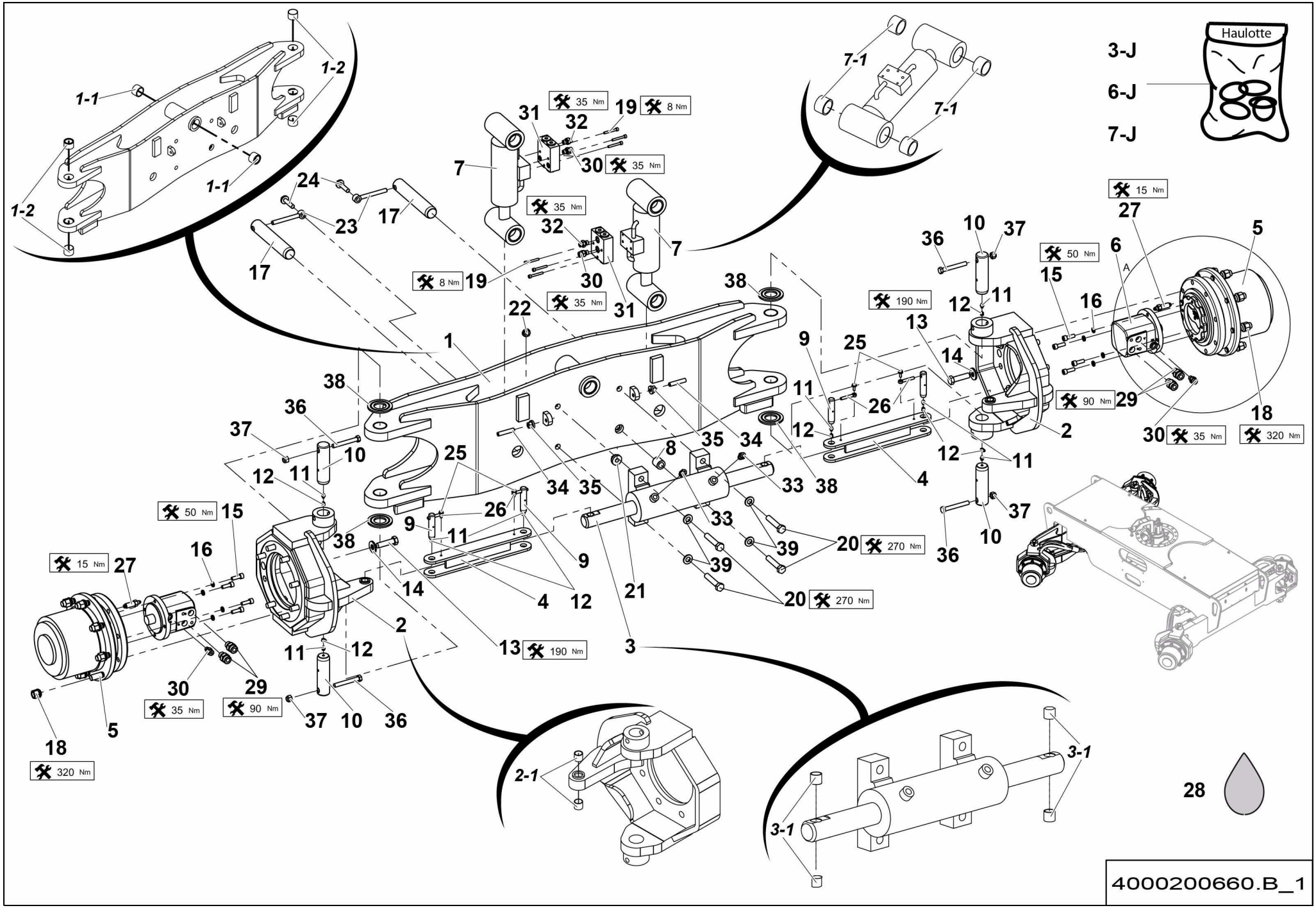
Haulotte
3-J
6-J
7-J
1-1
1-2
7-1
2-1
3-1
35 Nm
8 Nm
15 Nm
50 Nm
190 Nm
90 Nm
270 Nm
320 Nm
28
4000200660.B_1

▲ ESSIEU OSCILLANT MOTO-DIRECTEUR RTJ PRO
MOTOR GUIDING SWING AXLE

Rep.	Désignation	Designation	Specification	Qty	Code	Up to / jusqu'à
19	VIS CHC	SOCKET CAP SCREW	M6X45-24 CL.8.8	6	2308233560	
20	VIS H	CAP SCREW	M16X80-38 CL.10.9	4	2331239390	
21	ÉCROU H EMBASE	HEX FLANGE NUT	M16 CL.8	4	2700200330	
22	ÉCROU H EMBASE	HEX FLANGE NUT	M12 CL.8	2	2700200320	
23	CHAPE MÂLE LISSE	CLEVIS PIN		2	183P245960	
24	VIS H À EMBASE	FLANGE HEAD CAP SCREW	M12X50-30 CL. 8.8	2	2700101720	
25	VIS H À EMBASE	FLANGE HEAD CAP SCREW	M6X16-16 CL. 8.8	4	2700102090	
26	CHAPE MÂLE LISSE	CLEVIS PIN		4	173D158320	
27	RACCORD MÂLE	MALE CONNECTION	M10 P100 7/16-20 UNF	2	179P261130	
28	HUILE	OIL	80W90	1	2505004030	
29	UNION MÂLE	MALE UNION	1-2 BSPP 1-14 UNF	4	2501000830	
30	UNION MÂLE	MALE UNION	1/4 BSPP 11/16-16 UNF ORFS	4	2501000570	
31	CLAPET ANTI-RETOUR PILOTÉ	PILOT-OPERATED CHECK VALVE		2	2426602660	
32	UNION MÂLE	MALE UNION	1/4' BSPP 9/16-18	2	2369111940	
33	UNION MÂLE	MALE UNION	9/16-18 UNF 9/16-18 1/4	2	2501000020	
34	VIS STHC BOUT PLAT	SCREW STHC FLAT POINT	M12X60	2	2316131180	
35	ÉCROU EMBASE AUTOFREINÉ	FLANGE HEX LOCKNUT	M12 CL.8 ZB	2	2700200460	
36	VIS H	CAP SCREW	M12X90-30 CL.10.9	4	2301246030	
37	ÉCROU AUTOFREINÉ	HEX LOCKNUT	M12 CL. 8	4	2349221520	
38	CALE	CHOCK	3 Ø 80	4	1680801191	
39	RONDELLE ÉLASTIQUE	SPRING WASHER	CS M 16 ZB	4	2351902800	

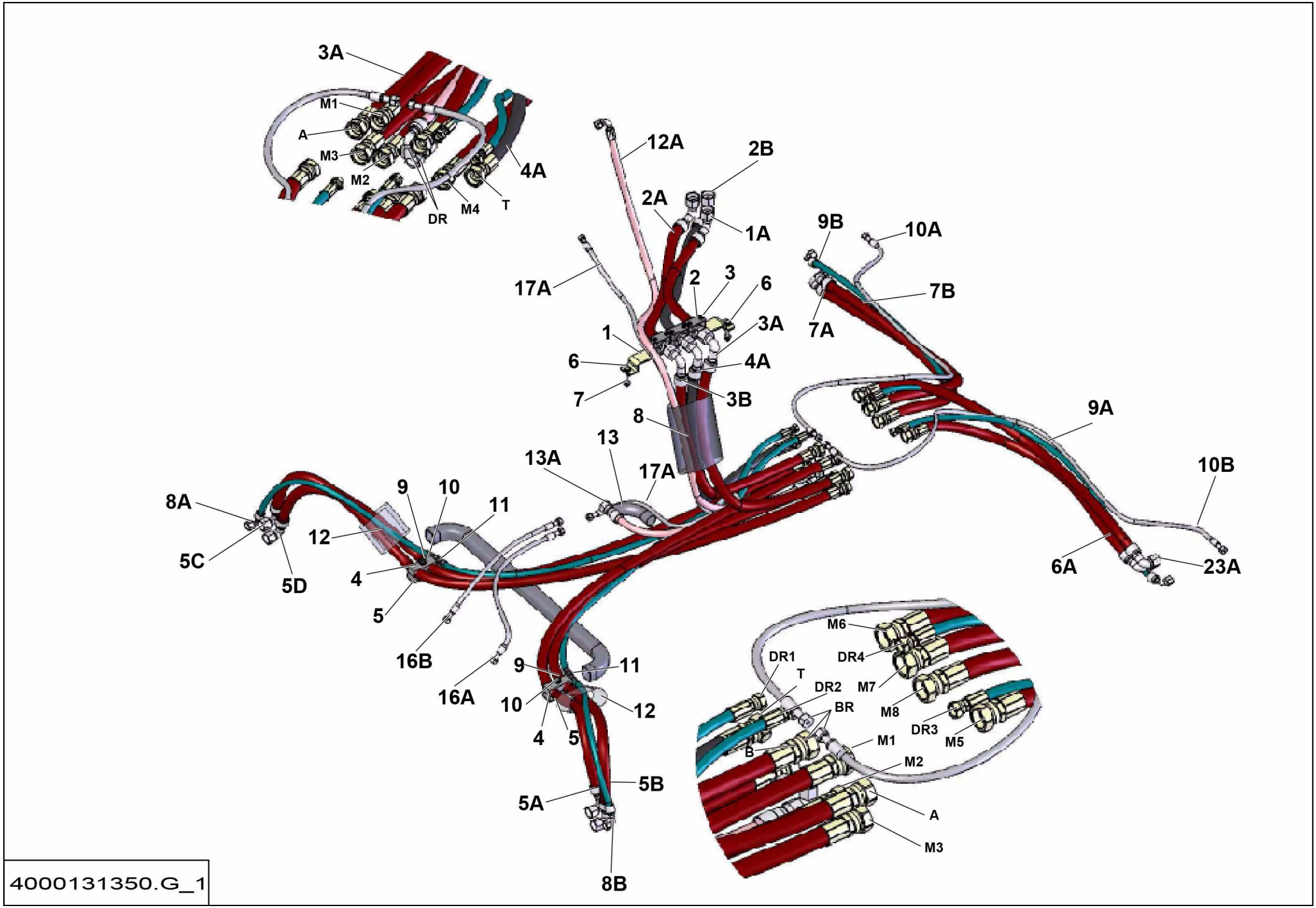
3A
M1
A
M3
M2
DR
M4
T
4A
12A
2B
2A
1A
9B
10A
17A
2
3
6
7B
3A
7A
1
6
4A
7
3B
8
9A
13
13A
17A
10B
8A
9
10
11
12
5C
5D
4
5
6A
23A
16B
16A
9
11
10
12
4
5
5B
5A
8B
M6
DR1
DR4
T
DR2
M7
BR
M8
DR3
M5
M1
B
M2
A
M3
4000131350.G_1

▲ ENSEMBLE FLEXIBLES
HOSE ASSEMBLIES

RTJ

◀ A-400A.1 1/2 ▶

Rep.	Désignation	Designation	Specification	Qty	Code	Up to / jusqu'à
1	TÔLE SUPPORT	SHEET METAL SUPPORT	FLEXIBLES / HOSES	1	4000100270	
2	COLLIER SERIE SIMPLE	SINGLE LINE CLAMP	D30	3	2389003900	
3	VIS CHC	SOCKET CAP SCREW	M6X50-24 CL.8.8	6	2338231250	
4	COLLIER SERIE DOUBLE	CLAMP TWIN SERIE	4 28-28 PP	2	2389003490	
5	PLAQUE DE PROTECTION	PROTECTIVE PLATE	GD 2 D W3	2	2421609020	
6	VIS H À EMBASE	FLANGE HEAD CAP SCREW	M8X60-22 CL. 8.8	2	2700101630	
7	ÉCROU H EMBASE	HEX FLANGE NUT	M8 CL.8	2	2700200300	
8	GAINE	SHEATH	DIAM 90 LG 700	1	4000102880	
9	VIS H	CAP SCREW	M8X65-22 CL.8.8	2	2301231720	
10	ÉCROU EMBASE AUTOFREINÉ	FLANGE HEX LOCKNUT	M8 CL.8 ZB	2	2700200440	
11	SPIRALE PLASTIQUE SOUPLE	PLASTIC SPIRAL HOSE	DIAMETRE INT.13	0.2M	2421903430	
12	SPIRALE PLASTIQUE SOUPLE	PLASTIC SPIRAL HOSE	Ø INT.25	1.4M	2421906050	
13	SPIRALE PLASTIQUE SOUPLE	PLASTIC SPIRAL HOSE	Ø INT.25	0.3M	2421906050	
1A	FLEXIBLE HYDRAULIQUE	HYDRAULIC HOSE	ORFS-3_4P-LG570-2SC- F90 1-13_16-16 - M 1-13_16-16	1	4000100890	
2A	FLEXIBLE HYDRAULIQUE	HYDRAULIC HOSE	ORFS-3_4P-LG690-2SC- F90 1-13_16-16 - M 1-13_16-16	1	4000100900	
2B	FLEXIBLE HYDRAULIQUE	HYDRAULIC HOSE	ORFS-3_4P-LG690-2SC- F90 1-13_16-16 - M 1-13_16-16	1	4000100900	
3A	FLEXIBLE HYDRAULIQUE	HYDRAULIC HOSE	ORFS-3_4P-LG1200-2SC- F90 1-13_16-16 - F 1-13_16-16	1	4000100920	
3B	FLEXIBLE HYDRAULIQUE	HYDRAULIC HOSE	ORFS-3_4P-LG1200-2SC- F90 1-13_16-16 - F 1-13_16-16	1	4000100920	
4A	FLEXIBLE HYDRAULIQUE	HYDRAULIC HOSE	ORFS-3_4P-LG1150-1SC- F90 1-13_16-16 - F 1-13_16-16	1	4000100940	
5A	FLEXIBLE HYDRAULIQUE	HYDRAULIC HOSE	ORFS-3_4P-LG2050-2SC- F 1-13_16-16 - F90 1-14	1	4000136660	
5B	FLEXIBLE HYDRAULIQUE	HYDRAULIC HOSE	ORFS-3_4P-LG2050-2SC- F 1-13_16-16 - F90 1-14	1	4000136660	
5C	FLEXIBLE HYDRAULIQUE	HYDRAULIC HOSE	ORFS-3_4P-LG2050-2SC- F 1-13_16-16 - F90 1-14	1	4000136660	
5D	FLEXIBLE HYDRAULIQUE	HYDRAULIC HOSE	ORFS-3_4P-LG2050-2SC- F 1-13_16-16 - F90 1-14	1	4000136660	
6A	FLEXIBLE HYDRAULIQUE	HYDRAULIC HOSE	ORFS-3_4P-LG1080-2SC- F 1-13_16-16 - F90 1-14	1	4000208390	
7A	FLEXIBLE HYDRAULIQUE	HYDRAULIC HOSE	ORFS-3_4P-LG1190-2SC- F 1-13_16-16 - F90 1-14	1	4000208400	
7B	FLEXIBLE HYDRAULIQUE	HYDRAULIC HOSE	ORFS-3_4P-LG1190-2SC- F 1-13_16-16 - F90 1-14	1	4000208400	

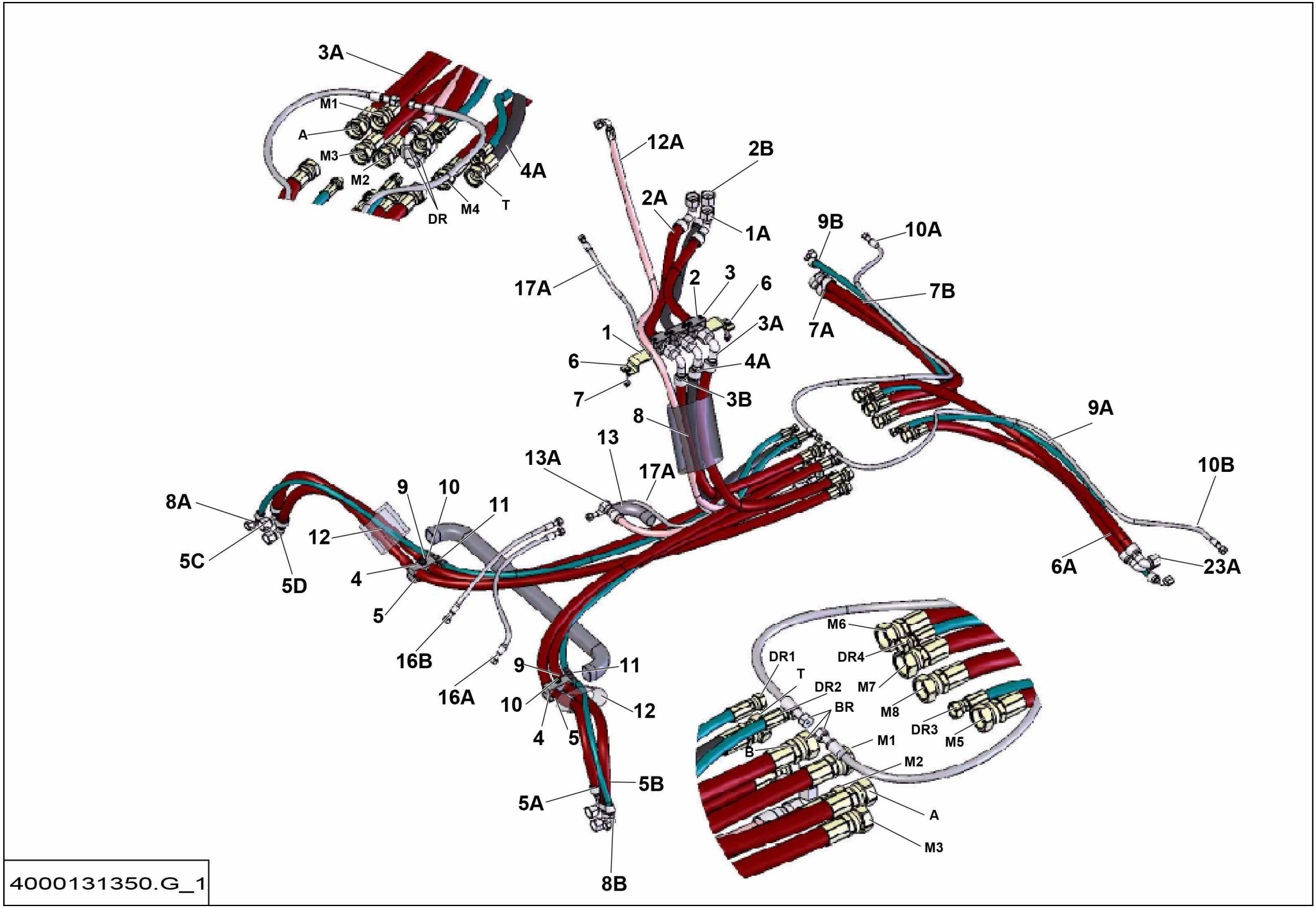
3A
M1
A
M3
M2
DR
M4
T
4A
12A
2B
2A
1A
9B
10A
17A
2
3
6
7B
3A
7A
1
4A
6
3B
7
8
9A
13
13A
17A
10B
8A
9
10
11
12
5C
5D
4
6A
23A
5
16B
16A
9
11
10
12
4
5
5B
5A
8B
M6
DR1
DR4
T
DR2
M7
BR
M8
DR3
M5
M1
B
M2
A
M3
4000131350.G_1

Rep.	Désignation	Designation	Specification	Qty	Code	Up to / jusqu'à
8A	FLEXIBLE HYDRAULIQUE	HYDRAULIC HOSE	ORFS 3/8" LG2220 S5469	1	2502003960	
8B	FLEXIBLE HYDRAULIQUE	HYDRAULIC HOSE	ORFS 3/8" LG2220 S5469	1	2502003960	
9A	FLEXIBLE HYDRAULIQUE	HYDRAULIC HOSE	ORFS 3/8" LG1250 S5469	1	2502009490	
9B	FLEXIBLE HYDRAULIQUE	HYDRAULIC HOSE	ORFS 3/8" LG1250 S5469	1	2502009490	
10A	FLEXIBLE HYDRAULIQUE	HYDRAULIC HOSE	ORFS-1_4P-LG1730-1SC- F 7_16-20 - F 9_16-18	1	4000202790	
10B	FLEXIBLE HYDRAULIQUE	HYDRAULIC HOSE	ORFS-1_4P-LG1730-1SC- F 7_16-20 - F 9_16-18	1	4000202790	
12A	FLEXIBLE HYDRAULIQUE	HYDRAULIC HOSE	ORFS-1_2P-LG1980-1SC- F 13_16-16 - F90 13_16-16	1	4000100990	
13A	FLEXIBLE HYDRAULIQUE	HYDRAULIC HOSE	ORFS-1_2P-LG770-1SC- F 13_16-16 - F90 13_16-16	1	4000101020	
16A	FLEXIBLE HYDRAULIQUE	HYDRAULIC HOSE	ORFS-1_4P-LG560-1SC- F 9_16-18 - F 9_16-18	1	4000136680	
16B	FLEXIBLE HYDRAULIQUE	HYDRAULIC HOSE	ORFS-1_4P-LG560-1SC- F 9_16-18 - F 9_16-18	1	4000136680	
17A	FLEXIBLE HYDRAULIQUE	HYDRAULIC HOSE	ORFS-1_4P-LG2250-1SC- F 9_16-18 - F 9_16-18	1	4000101070	
23A	FLEXIBLE HYDRAULIQUE	HYDRAULIC HOSE	ORFS-3_4P-LG1320-2SC- F 1-13_16-16 - F90 1-14	1	4000208410	

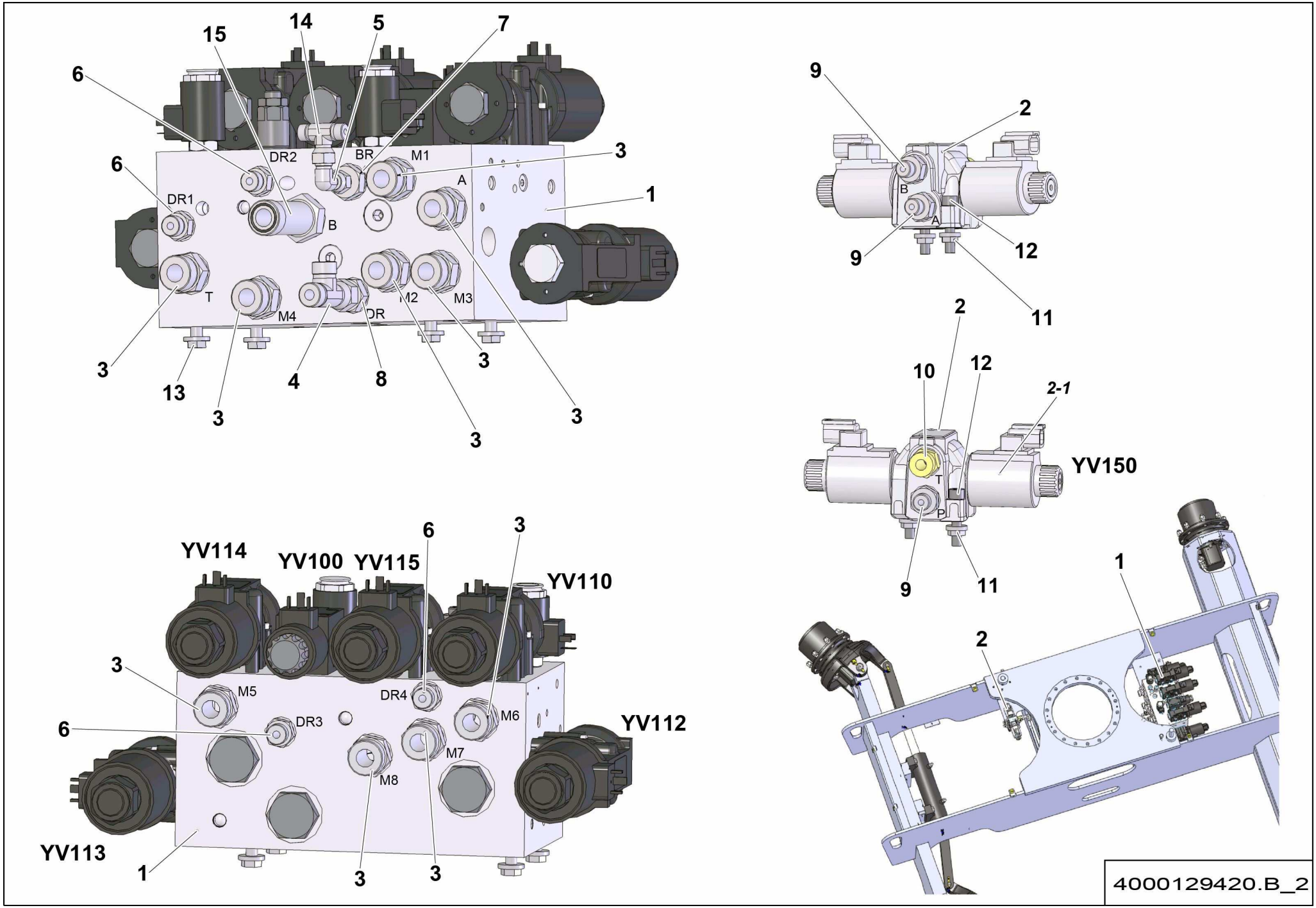
15
14
5
7
6
6
DR2
BR
M1
3
DR1
A
1
B
T
M4
M2
M3
DR
3
13
3
4
8
3
3
3
9
2
B
A
9
12
11
2
10
12
2-1
YV150
T
P
9
11
1
2
YV114
YV100
YV115
6
3
YV110
3
M5
DR4
M6
6
DR3
YV112
M7
M8
YV113
1
3
3
4000129420.B_2

▲ ENSEMBLE HYDRAULIQUE
HYDRAULIC SECTION

2WS RTJ

◀ A-400A.2 ▶

Rep.	Désignation	Designation	Specification	Qty	Code	Up to / jusqu'à
1	**BLOC DE TRANSLATION**	**DRIVING BLOCK**	**4X4 1MM S022774**	**1**	**4000133790**	**SEE DETAILS**
2	BLOC DE DIRECTION	STEERING BLOCK		1	4000061840	
2-1	*BOBINE*	*COIL*		*1*	*2901016730*	
3	UNION MÂLE	MALE UNION	3/4' BSPP 1'3/16-12 ORFS	10	2501000010	
4	TÉ ORIENTABLE RENVERSÉ	REVERSE SWIVELLING TEE	13/16	1	2369112230	
5	COUDE ORIENTABLE	ADJUSTABLE BEND	9 16-18UNF A 90 ORFS	1	2501000900	
6	UNION MÂLE	MALE UNION	3_8P-ORFS 11_16-16	4	2369111970	
7	UNION MÂLE	MALE UNION	1/2' BSPP 9/16	1	2369111960	
8	UNION MÂLE	MALE UNION	1_2P-ORFS 13_16-16	1	2369112790	
9	UNION MÂLE	MALE UNION	3/4 UNF 9/16-18	3	2501000150	
10	UNION MÂLE	MALE UNION	3.4-16 UNF 13.16-16	1	2501000040	
11	ÉCROU H EMBASE	HEX FLANGE NUT	M8 CL.8 ZB	2	2700200210	
12	VIS CHC	SOCKET CAP SCREW	M8X40-28 CL.8.8	2	2308231730	
13	VIS H À EMBASE	FLANGE HEAD CAP SCREW	M10X25-25 CL. 8.8	4	4000030190	
14	TE ÉGAL	EQUAL T-PIECE	9/16	1	2369112270	
15	UNION MÂLE	MALE UNION	3-4 BSPP 1-3.16-12 LONG ORFS	1	4000136340	

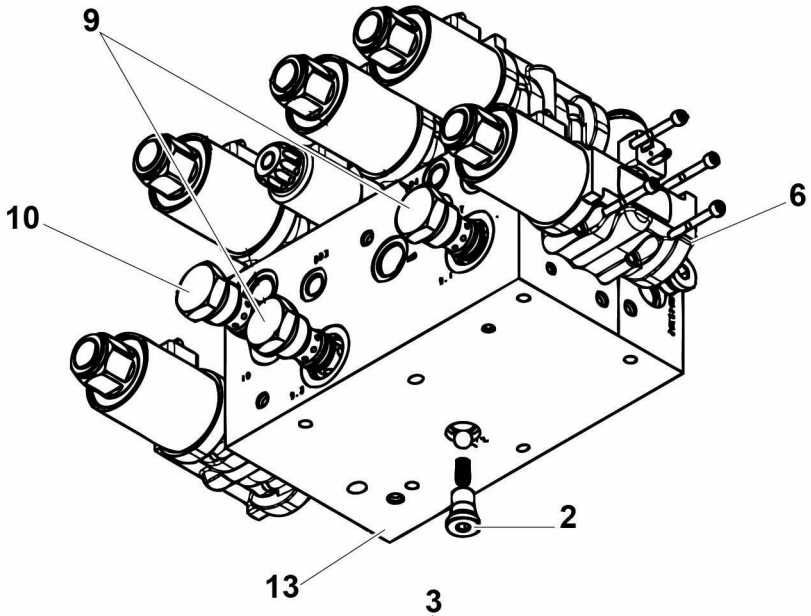

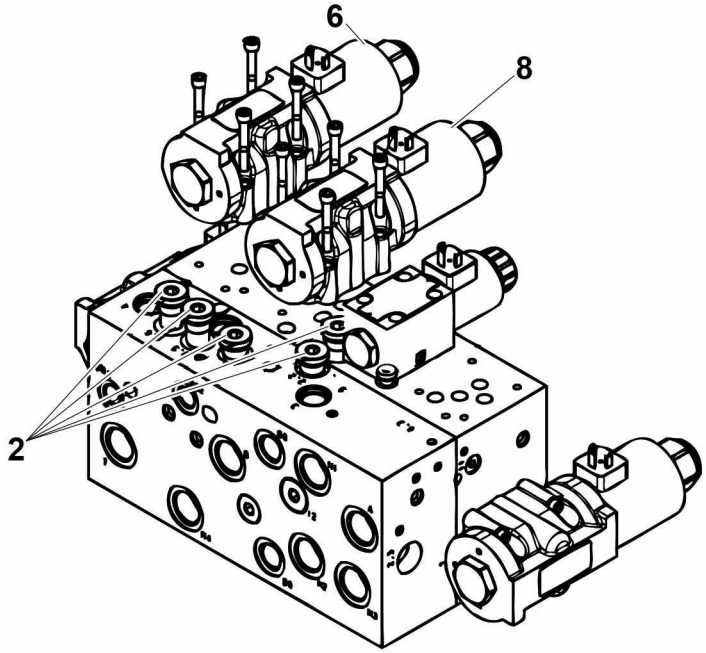

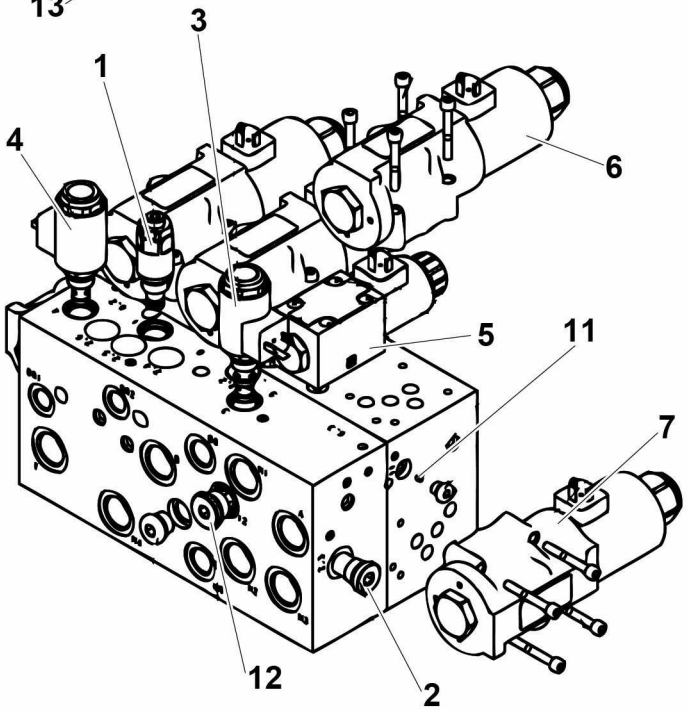

4000133790.A

▲ BLOC DE TRANSLATION
DRIVING BLOCK

◀ A-400A.2-1 ▶

Rep.	Désignation	Designation	Specification	Qty	Code	Up to / jusqu'à
1	LIMITEUR DE PRESSION	PRESSURE LIMITER		1	4000207070	
2	CLAPET ANTI-RETOUR	ONE-WAY VALVE		7	4000207060	
3	ÉLECTROVALVE	SOLENOID VALVE		1	4000207050	
4	ÉLECTROVALVE	SOLENOID VALVE		1	4000207040	
5	ÉLECTROVALVE	SOLENOID VALVE		1	4000206970	
6	ÉLECTROVALVE	SOLENOID VALVE		3	4000133750	
7	ÉLECTROVALVE	SOLENOID VALVE		1	4000206950	
8	ÉLECTROVALVE	SOLENOID VALVE		1	4000206960	
9	DIVISEUR DE DÉBIT	FLOW DIVIDER		2	4000206990	
10	DIVISEUR DE DÉBIT	FLOW DIVIDER		1	4000207000	
11	LIMITEUR DE DÉBIT	FLOW-LIMITER		1	4000207030	
12	SÉLECTEUR DE CIRCUIT	CIRCUIT SELECTOR		1	4000207020	
13	BLOC DE TRANSLATION	DRIVING BLOCK		1	4000207010	

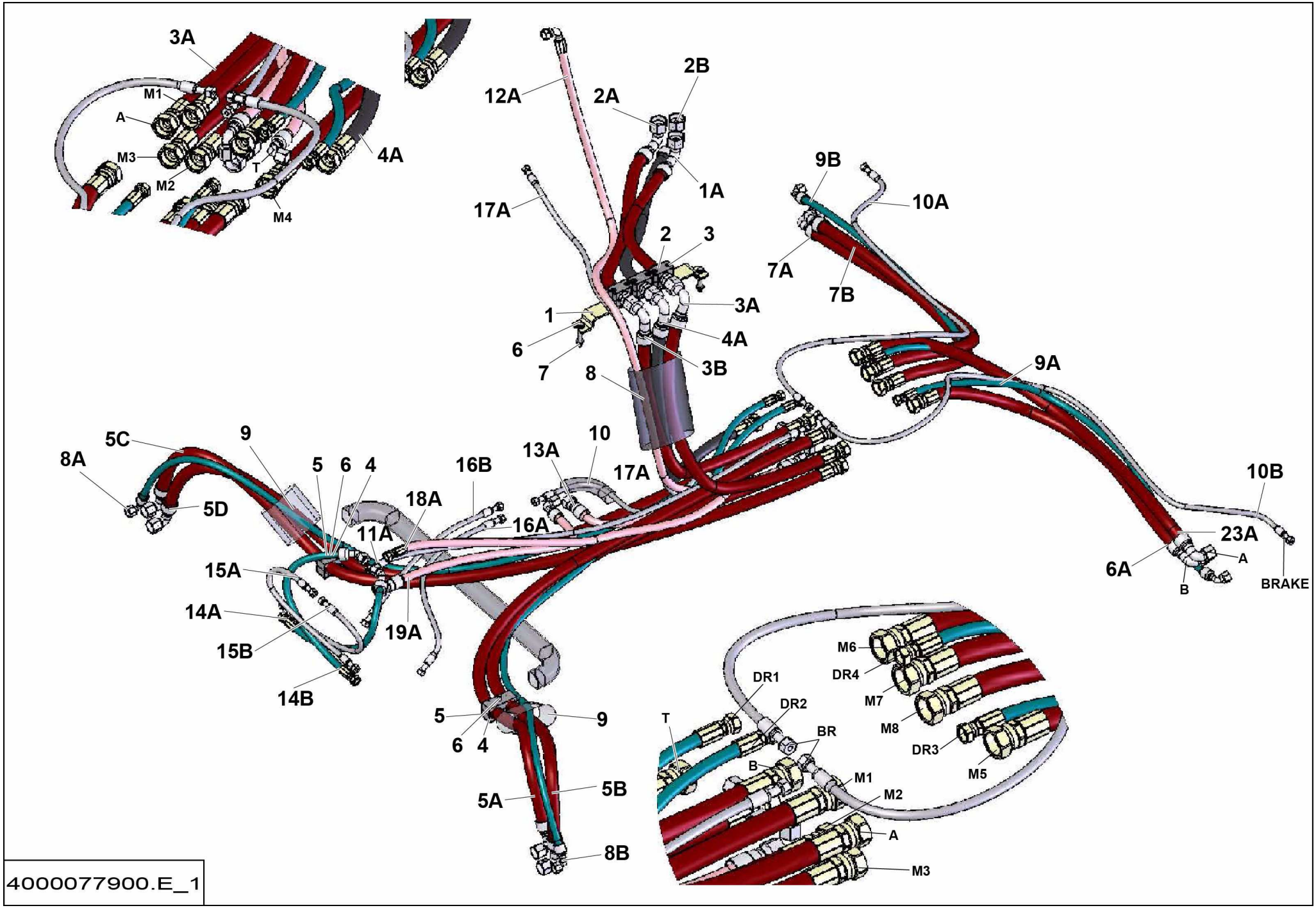
3A
M1
A
M3
M2
T
M4
4A
12A
2A
2B
1A
17A
2
3
3A
4A
3B
1
6
7
8
9B
10A
7A
7B
9A
5C
8A
5D
9
5
6
4
16B
13A
10
17A
18A
11A
16A
15A
14A
15B
14B
19A
10B
23A
A
6A
B
BRAKE
5
6
4
9
5A
5B
8B
M6
DR1
DR4
DR2
M7
T
BR
M8
DR3
B
M1
M5
M2
A
M3
4000077900.E_1

ENSEMBLE FLEXIBLES
HOSE ASSEMBLIES

RTJ O

A-400B/
D.1
1/2

Rep.	Désignation	Designation	Specification	Qty	Code	Up to / jusqu'à
1	TÔLE SUPPORT	SHEET METAL SUPPORT	FLEXIBLES / HOSES	1	4000100270	
2	COLLIER SERIE SIMPLE	SINGLE LINE CLAMP	D30	3	2389003900	
3	VIS CHC	SOCKET CAP SCREW	M6X50-24 CL.8.8	6	2338231250	
4	COLLIER SERIE DOUBLE	CLAMP TWIN SERIE	4 28-28 PP	2	2389003490	
5	PLAQUE DE PROTECTION	PROTECTIVE PLATE	GD 2 D W3	2	2421609020	
6	VIS H À EMBASE	FLANGE HEAD CAP SCREW	M8X60-22 CL. 8.8	4	2700101630	
7	ÉCROU H EMBASE	HEX FLANGE NUT	M8 CL.8	2	2700200300	
8	GAINE	SHEATH	DIAM 90 LG 700	1	4000102880	
9	SPIRALE PLASTIQUE SOUPLE	PLASTIC SPIRAL HOSE	Ø INT.25	1.4M	2421906050	
10	SPIRALE PLASTIQUE SOUPLE	PLASTIC SPIRAL HOSE	Ø INT.25	0.43	2421906050	
1A	FLEXIBLE HYDRAULIQUE	HYDRAULIC HOSE	ORFS-3_4P-LG570-2SC- F90 1-13_16-16 - M 1-13_16-16	1	4000100890	
2A	FLEXIBLE HYDRAULIQUE	HYDRAULIC HOSE	ORFS-3_4P-LG690-2SC- F90 1-13_16-16 - M 1-13_16-16	1	4000100900	
2B	FLEXIBLE HYDRAULIQUE	HYDRAULIC HOSE	ORFS-3_4P-LG690-2SC- F90 1-13_16-16 - M 1-13_16-16	1	4000100900	
3A	FLEXIBLE HYDRAULIQUE	HYDRAULIC HOSE	ORFS-3_4P-LG1200-2SC- F90 1-13_16-16 - F 1-13_16-16	1	4000100920	
3B	FLEXIBLE HYDRAULIQUE	HYDRAULIC HOSE	ORFS-3_4P-LG1200-2SC- F90 1-13_16-16 - F 1-13_16-16	1	4000100920	
4A	FLEXIBLE HYDRAULIQUE	HYDRAULIC HOSE	ORFS-3_4P-LG1150-1SC- F90 1-13_16-16 - F 1-13_16-16	1	4000100940	
5A	FLEXIBLE HYDRAULIQUE	HYDRAULIC HOSE	ORFS-3_4P-LG2050-2SC- F 1-13_16-16 - F90 1-14	1	4000136660	
5B	FLEXIBLE HYDRAULIQUE	HYDRAULIC HOSE	ORFS-3_4P-LG2050-2SC- F 1-13_16-16 - F90 1-14	1	4000136660	
5C	FLEXIBLE HYDRAULIQUE	HYDRAULIC HOSE	ORFS-3_4P-LG2050-2SC- F 1-13_16-16 - F90 1-14	1	4000136660	
5D	FLEXIBLE HYDRAULIQUE	HYDRAULIC HOSE	ORFS-3_4P-LG2050-2SC- F 1-13_16-16 - F90 1-14	1	4000136660	
6A	FLEXIBLE HYDRAULIQUE	HYDRAULIC HOSE	ORFS-3_4P-LG1080-2SC- F 1-13_16-16 - F90 1-14	1	4000208390	
7A	FLEXIBLE HYDRAULIQUE	HYDRAULIC HOSE	ORFS-3_4P-LG1190-2SC- F 1-13_16-16 - F90 1-14	1	4000208400	
7B	FLEXIBLE HYDRAULIQUE	HYDRAULIC HOSE	ORFS-3_4P-LG1190-2SC- F 1-13_16-16 - F90 1-14	1	4000208400	
8A	FLEXIBLE HYDRAULIQUE	HYDRAULIC HOSE	ORFS 3/8" LG2220 S5469	1	2502003960	
8B	FLEXIBLE HYDRAULIQUE	HYDRAULIC HOSE	ORFS 3/8" LG2220 S5469	1	2502003960	
9A	FLEXIBLE HYDRAULIQUE	HYDRAULIC HOSE	ORFS 3/8" LG1250 S5469	1	2502009490	

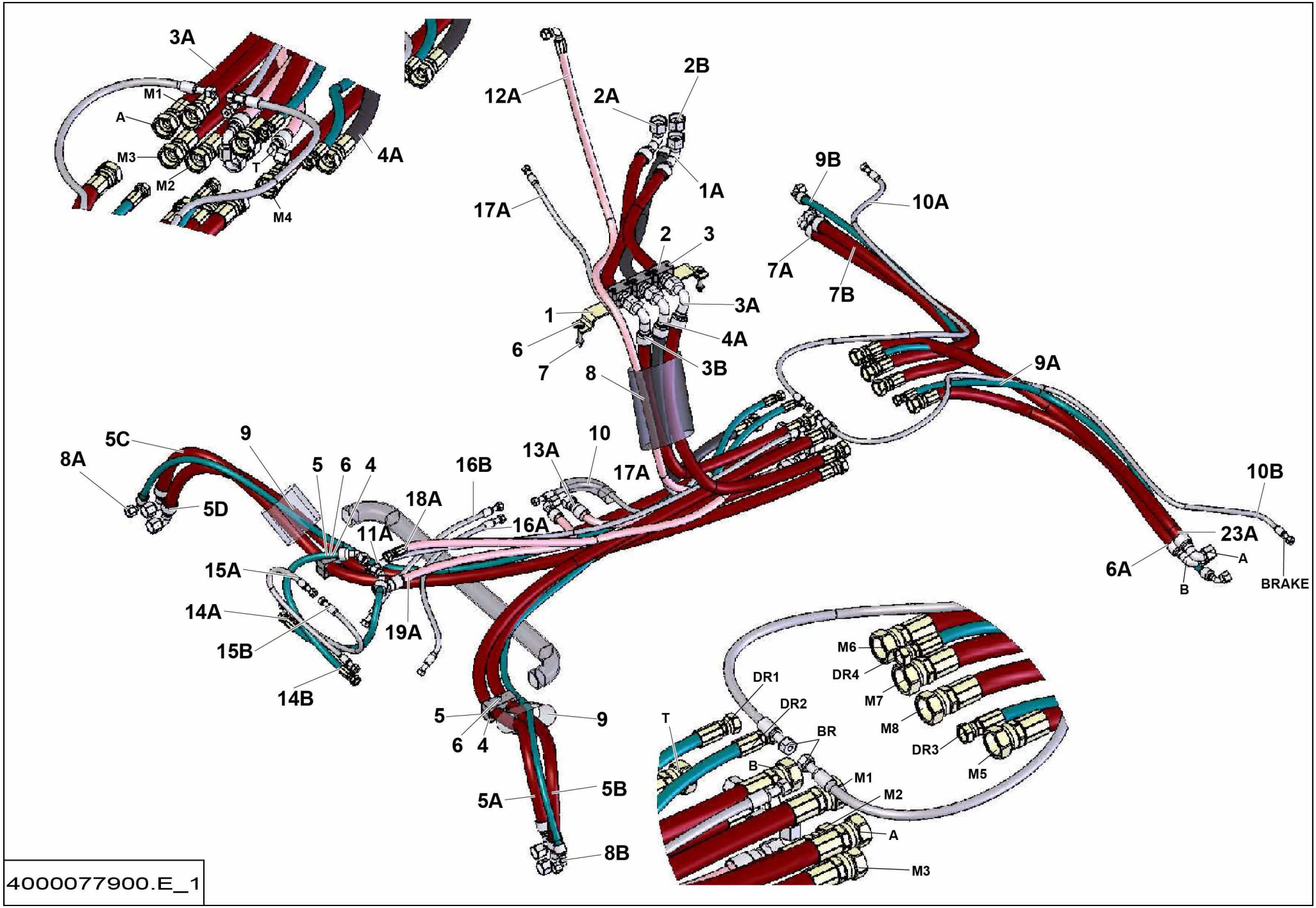
3A
M1
A
M3
M2
T
M4
4A
12A
2A
2B
1A
17A
2
3
3A
4A
3B
1
6
7
8
9B
10A
7A
7B
9A
5C
8A
5D
9
5
6
4
16B
13A
10
17A
18A
11A
16A
15A
14A
15B
14B
19A
10B
23A
A
6A
B
BRAKE
5
6
4
9
5A
5B
8B
M6
DR1
DR4
DR2
M7
T
BR
M8
DR3
B
M1
M5
M2
A
M3
4000077900.E_1

▲ ENSEMBLE FLEXIBLES
HOSE ASSEMBLIES

RTJ O

Rep.	Désignation	Designation	Specification	Qty	Code	Up to / jusqu'à
9B	FLEXIBLE HYDRAULIQUE	HYDRAULIC HOSE	ORFS 3/8" LG1250 S5469	1	2502009490	
10A	FLEXIBLE HYDRAULIQUE	HYDRAULIC HOSE	ORFS-1_4P-LG1730-1SC- F 7_16-20 - F 9_16-18	1	4000202790	
10B	FLEXIBLE HYDRAULIQUE	HYDRAULIC HOSE	ORFS-1_4P-LG1730-1SC- F 7_16-20 - F 9_16-18	1	4000202790	
11A	FLEXIBLE HYDRAULIQUE	HYDRAULIC HOSE		1	2502002010	
12A	FLEXIBLE HYDRAULIQUE	HYDRAULIC HOSE	ORFS-1_2P-LG1980-1SC- F 13_16-16 - F90 13_16-16	1	4000100990	
13A	FLEXIBLE HYDRAULIQUE	HYDRAULIC HOSE	ORFS-1_2P-LG770-1SC- F 13_16-16 - F90 13_16-16	1	4000101020	
14A	FLEXIBLE HYDRAULIQUE	HYDRAULIC HOSE	ORFS-3_8P-LG480-1SC- F 11_16-16 - F45 11_16-16	1	4000101030	
14B	FLEXIBLE HYDRAULIQUE	HYDRAULIC HOSE	ORFS-3_8P-LG480-1SC- F 11_16-16 - F45 11_16-16	1	4000101030	
15A	FLEXIBLE HYDRAULIQUE	HYDRAULIC HOSE	ORFS-1_4P-LG440-1SC- F 9_16-18 - F 9_16-18	1	4000101040	
15 B	FLEXIBLE HYDRAULIQUE	HYDRAULIC HOSE	ORFS-1_4P-LG440-1SC- F 9_16-18 - F 9_16-18	1	4000101040	
16A	FLEXIBLE HYDRAULIQUE	HYDRAULIC HOSE	ORFS-1_4P-LG560-1SC- F 9_16-18 - F 9_16-18	1	4000136680	
16B	FLEXIBLE HYDRAULIQUE	HYDRAULIC HOSE	ORFS-1_4P-LG560-1SC- F 9_16-18 - F 9_16-18	1	4000136680	
17A	FLEXIBLE HYDRAULIQUE	HYDRAULIC HOSE	ORFS-1_4P-LG2250-1SC- F 9_16-18 - F 9_16-18	1	4000101070	
18A	FLEXIBLE HYDRAULIQUE	HYDRAULIC HOSE	ORFS-3_8P-LG1300-1SC- F90 11_16-16 - F 11_16-16	1	4000136810	
19A	FLEXIBLE HYDRAULIQUE	HYDRAULIC HOSE	ORFS 1/2" LG820 S5469	1	2502009720	
23A	FLEXIBLE HYDRAULIQUE	HYDRAULIC HOSE	ORFS-3_4P-LG1320-2SC- F 1-13_16-16 - F90 1-14	1	4000208410	

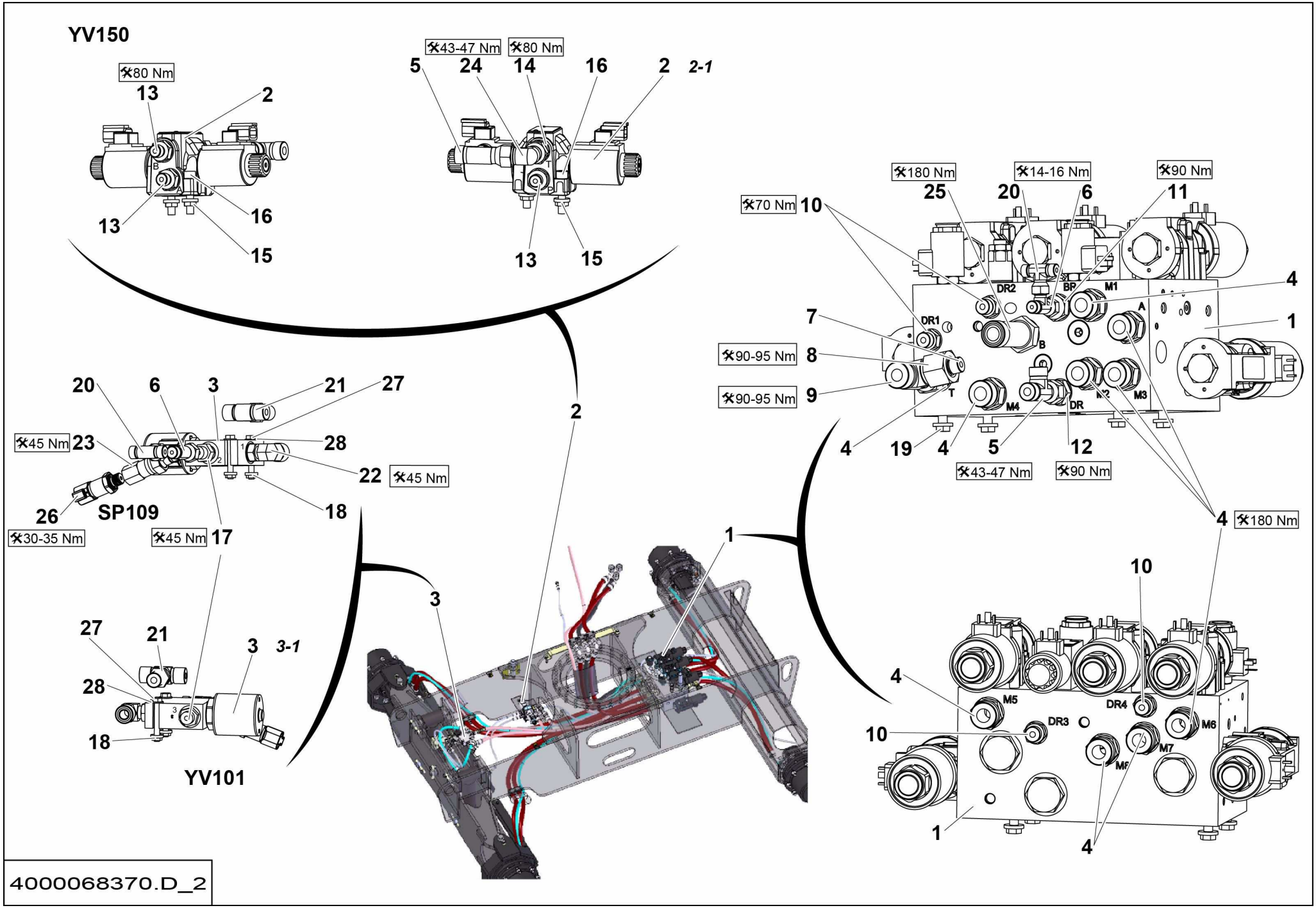

4000068370.D_2

▲ ENSEMBLE HYDRAULIQUE 2WS RTJ O
HYDRAULIC SECTION

Rep.	Désignation	Designation	Specification	Qty	Code	Up to / jusqu'à
1	**BLOC DE TRANSLATION**	**DRIVING BLOCK**	**4X4 1MM S022774**	**1**	**4000133790**	**SEE DETAILS PAGE 101**
2	BLOC DE DIRECTION	STEERING BLOCK		1	4000061840	
2-1	*BOBINE*	*COIL*		*1*	*2901016730*	
3	BLOC DEVERROUILLAGE ESSIEU	AXLE RELEASE UNIT		1	4000077650	
3-1	*BOBINE*	*COIL*		*1*	*2901012670*	
4	UNION MÂLE	MALE UNION	3/4' BSPP 1'3/16-12 ORFS	10	2501000010	
5	TÉ ORIENTABLE RENVERSÉ	REVERSE SWIVELLING TEE	13/16	2	2369112230	
6	TÉ ORIENTABLE RENVERSÉ	REVERSE SWIVELLING TEE		2	2369112800	
7	RÉDUCTION	REDUCTION	1'3/16-12ORFS/11/16 F/M	1	2369112360	
8	ADAPTATEUR	ADAPTOR	1 3/16-12UNF ÉCROU / NUT ORFS	1	2501000670	
9	TÉ TOURNANT RENVERSÉ	ROTATING CROSSTAIL	1 3/16-12UNF1 3/16-12UNF	1	2501000430	
10	UNION MÂLE	MALE UNION	3_8P-ORFS 11_16-16	4	2369111970	
11	UNION MÂLE	MALE UNION	1/2' BSPP 9/16	1	2369111960	
12	UNION MÂLE	MALE UNION	1_2P-ORFS 13_16-16	1	2369112790	
13	UNION MÂLE	MALE UNION	3/4 UNF 9/16-18	3	2501000150	
14	UNION MÂLE	MALE UNION	3.4-16 UNF 13.16-16	1	2501000040	
15	ÉCROU H EMBASE	HEX FLANGE NUT	M8 CL.8 ZB	2	2700200210	
16	VIS CHC	SOCKET CAP SCREW	M8X40-28 CL.8.8	2	2308231730	
17	UNION MÂLE	MALE UNION	9/16-18 UNF 9/16-18 1/4	2	2501000020	
18	ÉCROU H EMBASE	HEX FLANGE NUT	M6 CL.8	2	2700200500	
19	VIS H À EMBASE	FLANGE HEAD CAP SCREW	M10X25-25 CL. 8.8	4	4000030190	
20	TE ÉGAL	EQUAL T-PIECE	9/16	2	2369112270	
21	TE ÉGAL	EQUAL T-PIECE	11/16 - S5470	1	2501001650	
22	COUDE MÂLE	STUD ELBOW	UNF 9-16.18 ORFS 13-16.16	1	4000096630	
23	ADAPTATEUR	ADAPTOR	PRISE PRESSION / PRESSURE INLET	1	2501000530	
24	COUDE ORIENTABLE	ADJUSTABLE BEND	13 16-16UNF A 90 ORFS	1	2501000590	

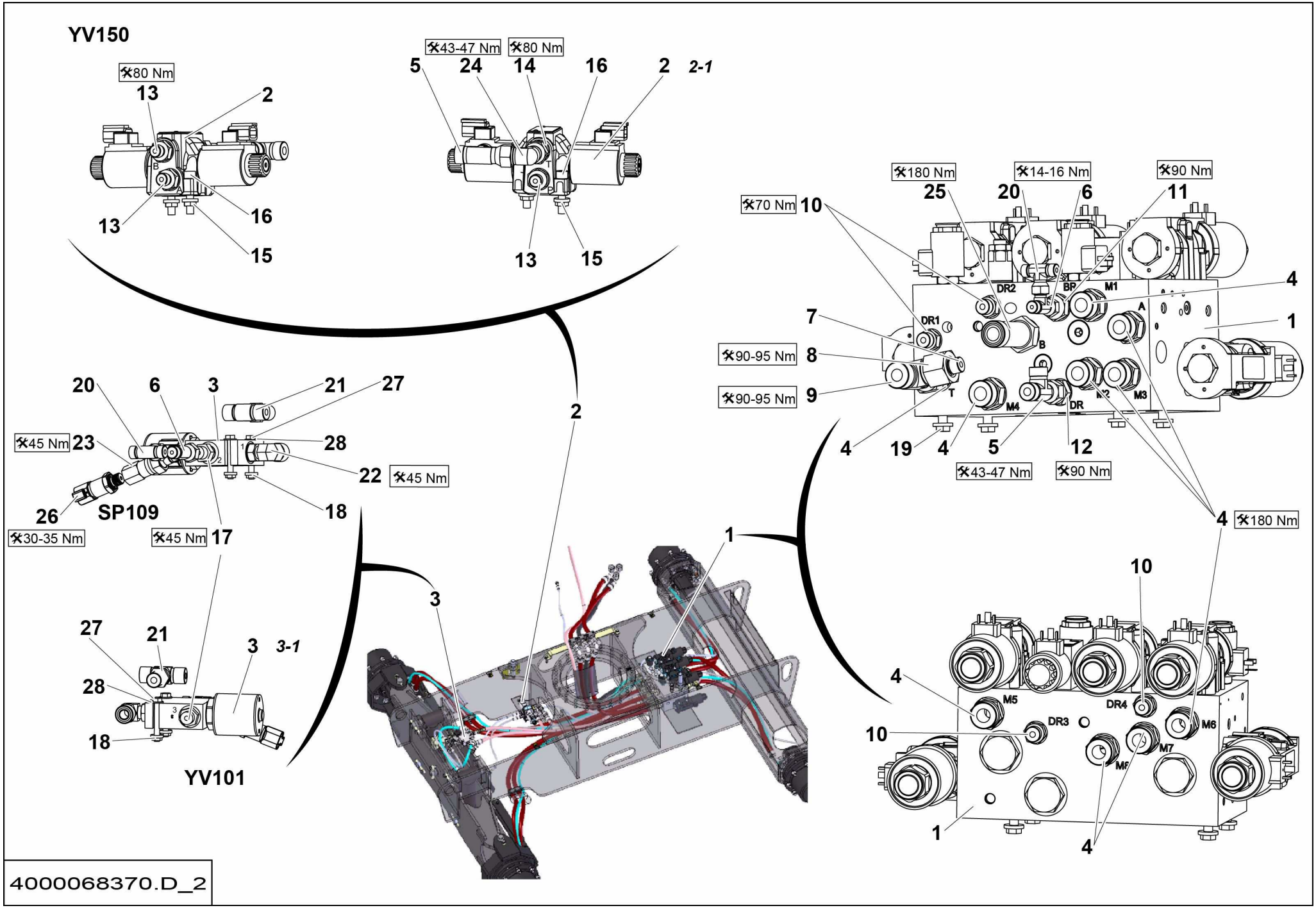

4000068370.D_2

▲ ENSEMBLE HYDRAULIQUE
HYDRAULIC SECTION

2WS RTJ O

Rep.	Désignation	Designation	Specification	Qty	Code	Up to / jusqu'à
25	UNION MÂLE	MALE UNION	3-4 BSPP 1-3.16-12 LONG ORFS	1	4000136340	
26	CAPTEUR DE PRESSION	PRESSURE SENSOR	0..60 BARS	1	4000139060	
27	VIS H	CAP SCREW	M6X45-18 CL.8.8	2	2301231470	
28	RONDELLE PLATE	ROUND HOLE WASHER	6.4 - 14 - 1.2 - CL.8.8	2	2351112050	

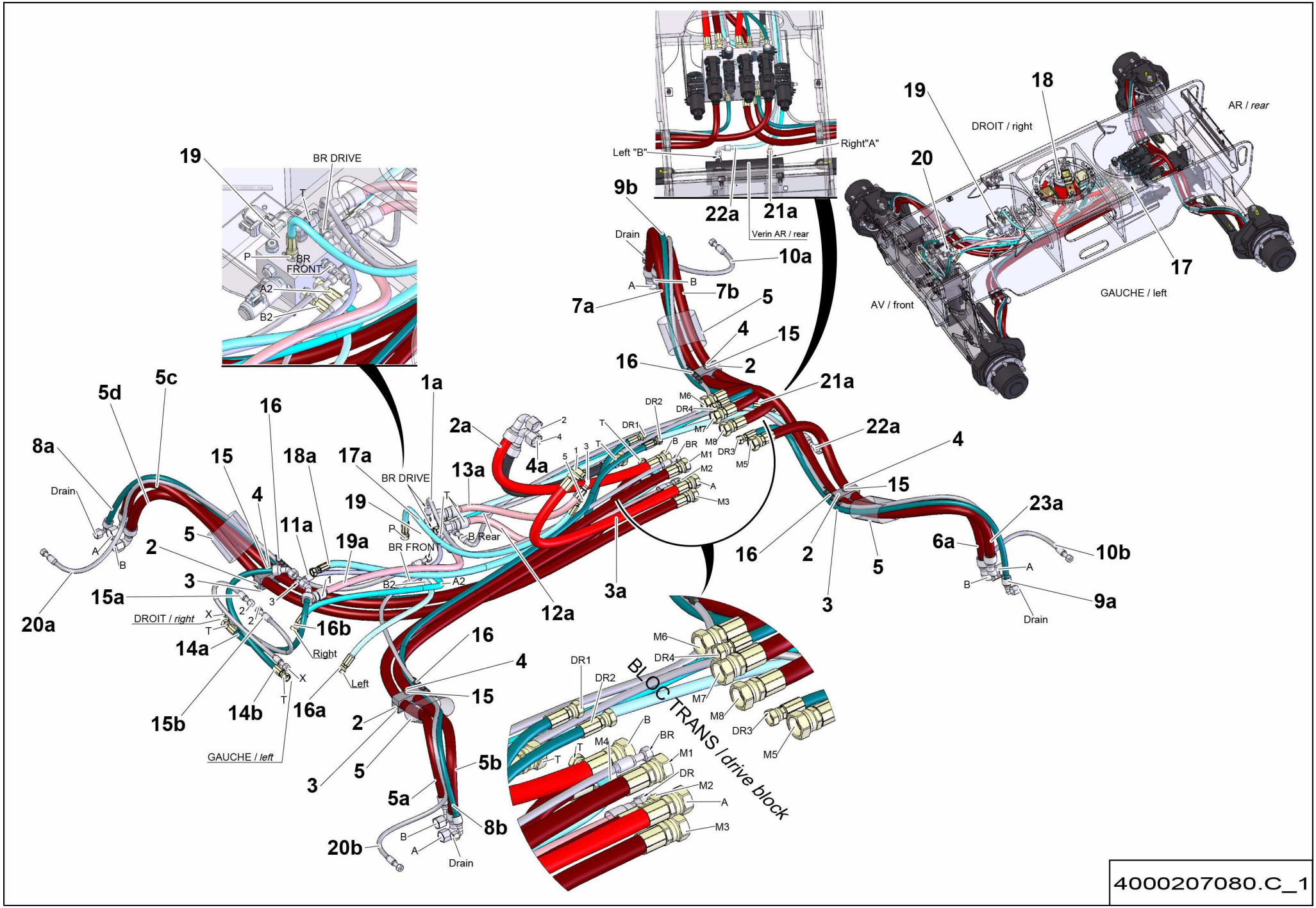
BR DRIVE
BR FRONT
Left "B"
Right"A"
Verin AR / rear
Drain
DROIT / right
AR / rear
AV / front
GAUCHE / left
B Rear
Right
Left
BLOC TRANS / drive block
4000207080.C_1

Rep.	Désignation	Designation	Specification	Qty	Code	Up to / jusqu'à
2	COLLIER SERIE DOUBLE	CLAMP TWIN SERIE	4 28-28 PP	4	2389003490	
3	PLAQUE DE PROTECTION	PROTECTIVE PLATE	GD 2 D W3	4	2421609020	
4	VIS H À EMBASE	FLANGE HEAD CAP SCREW	M8X60-22 CL. 8.8	4	2700101630	
5	SPIRALE PLASTIQUE SOUPLE	PLASTIC SPIRAL HOSE	Ø INT.25	2.8M	2421906050	
15	ÉCROU EMBASE AUTOFREINÉ	FLANGE HEX LOCKNUT	M8 CL.8 ZB	4	2700200440	
16	SPIRALE PLASTIQUE SOUPLE	PLASTIC SPIRAL HOSE	Ø INT. 13	0.4M	2421903430	
1A	FLEXIBLE HYDRAULIQUE	HYDRAULIC HOSE	ORFS-1_4P-LG1150-1SC-F F 9_16-18	1	2502003740	
2A	FLEXIBLE HYDRAULIQUE	HYDRAULIC HOSE	3/4" ORFS F90-F	1	2502005100	
3A	FLEXIBLE HYDRAULIQUE	HYDRAULIC HOSE	ORFS-3_4P-LG810-2SC- F 1-13_16-16 - F 1-13_16-16	1	4000208160	
4A	FLEXIBLE HYDRAULIQUE	HYDRAULIC HOSE	ORFS-3_4P-LG560-1SC- F90 1-13_16-16 - F 1-13_16-16	1	4000208170	
5A	FLEXIBLE HYDRAULIQUE	HYDRAULIC HOSE	ORFS-3_4P-LG2050-2SC- F 1-13_16-16 - F90 1-14	1	4000136660	
5B	FLEXIBLE HYDRAULIQUE	HYDRAULIC HOSE	ORFS-3_4P-LG2050-2SC- F 1-13_16-16 - F90 1-14	1	4000136660	
5C	FLEXIBLE HYDRAULIQUE	HYDRAULIC HOSE	ORFS-3_4P-LG2050-2SC- F 1-13_16-16 - F90 1-14	1	4000136660	
5D	FLEXIBLE HYDRAULIQUE	HYDRAULIC HOSE	ORFS-3_4P-LG2050-2SC- F 1-13_16-16 - F90 1-14	1	4000136660	
6A	FLEXIBLE HYDRAULIQUE	HYDRAULIC HOSE	ORFS-3_4P-LG1080-2SC- F 1-13_16-16 - F90 1-14	1	4000208390	
7A	FLEXIBLE HYDRAULIQUE	HYDRAULIC HOSE	ORFS-3_4P-LG1190-2SC- F 1-13_16-16 - F90 1-14	1	4000208400	
7B	FLEXIBLE HYDRAULIQUE	HYDRAULIC HOSE	ORFS-3_4P-LG1190-2SC- F 1-13_16-16 - F90 1-14	1	4000208400	
8A	FLEXIBLE HYDRAULIQUE	HYDRAULIC HOSE	ORFS 3/8" LG2220 S5469	1	2502003960	
8B	FLEXIBLE HYDRAULIQUE	HYDRAULIC HOSE	ORFS 3/8" LG2220 S5469	1	2502003960	
9A	FLEXIBLE HYDRAULIQUE	HYDRAULIC HOSE	ORFS 3/8" LG1250 S5469	1	2502009490	
9B	FLEXIBLE HYDRAULIQUE	HYDRAULIC HOSE	ORFS 3/8" LG1250 S5469	1	2502009490	
10A	FLEXIBLE HYDRAULIQUE	HYDRAULIC HOSE	ORFS-JIC -1_4P-LG2390-1SC- F 9_16-18 - F 7_16-20	1	4000208180	
10B	FLEXIBLE HYDRAULIQUE	HYDRAULIC HOSE	ORFS-JIC -1_4P-LG2390-1SC- F 9_16-18 - F 7_16-20	1	4000208180	
11A	FLEXIBLE HYDRAULIQUE	HYDRAULIC HOSE	ORFS-1_4P-LG560-1SC- F 9_16-18 - F 9_16-18	1	4000136680	
12A	FLEXIBLE HYDRAULIQUE	HYDRAULIC HOSE	DD-1SC-1/2" LG 820	1	2502004860	
13A	FLEXIBLE HYDRAULIQUE	HYDRAULIC HOSE	ORFS 1/2" LG600 S5469	1	2502009730	

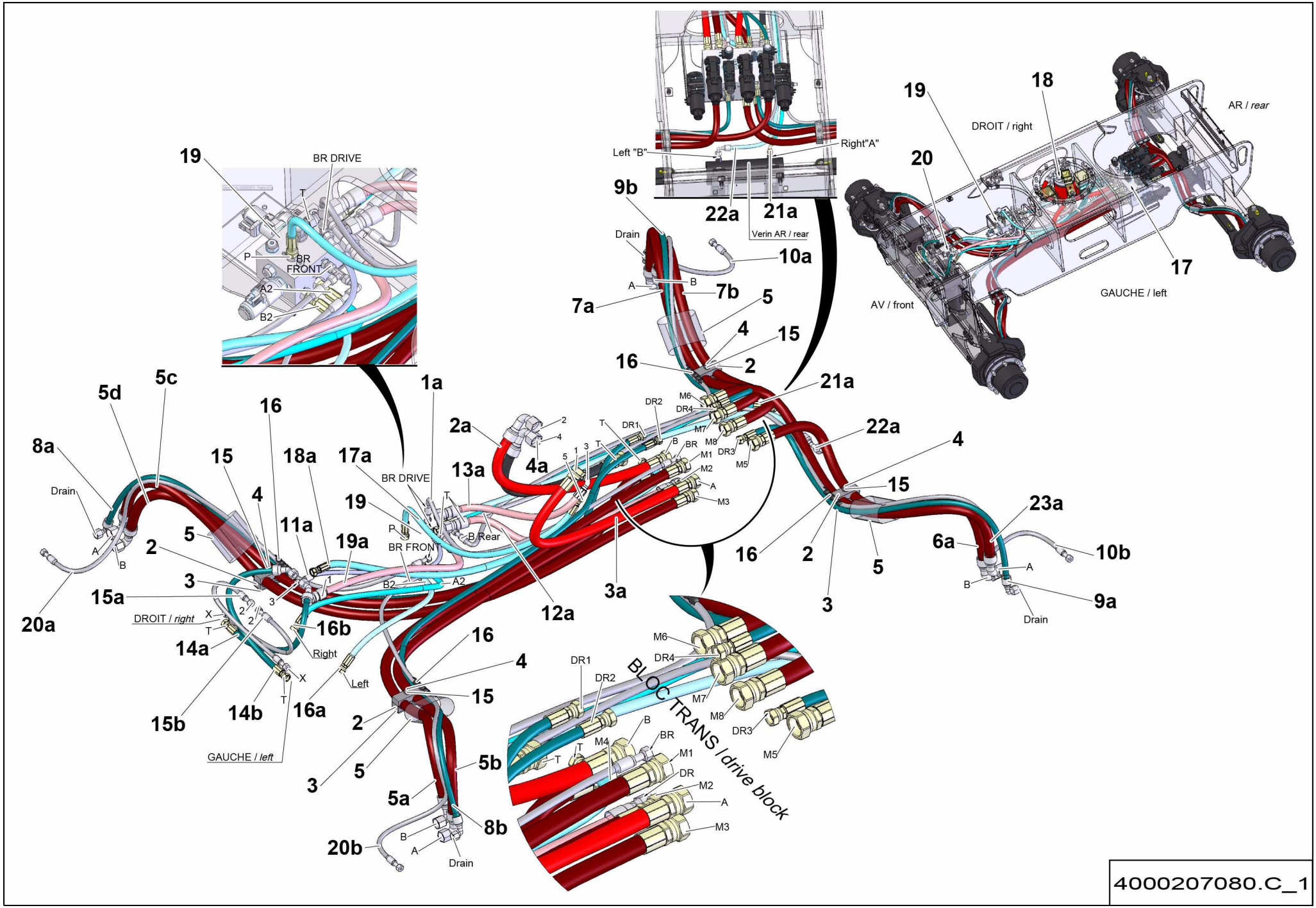
BR DRIVE
BR FRONT
Left "B"
Right"A"
Verin AR / rear
Drain
DROIT / right
AR / rear
AV / front
GAUCHE / left
BLOC TRANS / drive block
B Rear
Right
Left
DROIT / right
GAUCHE / left
4000207080.C_1

▲ ENSEMBLE FLEXIBLES
HOSE ASSEMBLIES

RTJ PRO

Rep.	Désignation	Designation	Specification	Qty	Code	Up to / jusqu'à
14A	FLEXIBLE HYDRAULIQUE	HYDRAULIC HOSE	ORFS-3_8P-LG480-1SC- F 11_16-16 - F45 11_16-16	1	4000101030	
14B	FLEXIBLE HYDRAULIQUE	HYDRAULIC HOSE	ORFS-3_8P-LG480-1SC- F 11_16-16 - F45 11_16-16	1	4000101030	
15A	FLEXIBLE HYDRAULIQUE	HYDRAULIC HOSE	ORFS-1_4P-LG440-1SC- F 9_16-18 - F 9_16-18	1	4000101040	
15B	FLEXIBLE HYDRAULIQUE	HYDRAULIC HOSE	ORFS-1_4P-LG440-1SC- F 9_16-18 - F 9_16-18	1	4000101040	
16A	FLEXIBLE HYDRAULIQUE	HYDRAULIC HOSE	ORFS-3_8P-LG620-R16- F 11_16-16 - F 11_16-16	1	4000208190	
16B	FLEXIBLE HYDRAULIQUE	HYDRAULIC HOSE	ORFS-3_8P-LG620-R16- F 11_16-16 - F 11_16-16	1	4000208190	
17A	FLEXIBLE HYDRAULIQUE	HYDRAULIC HOSE		1	2502001980	
18A	FLEXIBLE HYDRAULIQUE	HYDRAULIC HOSE	ORFS-3_8P-LG1460-1SC- F 11_16-16 - F 11_16-16	1	4000100800	
19A	FLEXIBLE HYDRAULIQUE	HYDRAULIC HOSE	ORFS-1_2P-LG750-1SC- F 13_16-16 - F 13_16-16	1	4000208200	
20A	FLEXIBLE HYDRAULIQUE	HYDRAULIC HOSE	ORFS-JIC -1_4P-LG1560-1SC- F 9_16-18 - F 7_16-20	1	4000208210	
20B	FLEXIBLE HYDRAULIQUE	HYDRAULIC HOSE	ORFS-JIC -1_4P-LG1560-1SC- F 9_16-18 - F 7_16-20	1	4000208210	
21A	FLEXIBLE HYDRAULIQUE	HYDRAULIC HOSE	ORFS-3_8P-LG1140-R16- F45 11_16-16 - F 11_16-16	1	4000208220	
22A	FLEXIBLE HYDRAULIQUE	HYDRAULIC HOSE	ORFS-3_8P-LG1320-R16- F90 11_16-16 - F 11_16-16	1	4000208230	
23A	FLEXIBLE HYDRAULIQUE	HYDRAULIC HOSE	ORFS-3_4P-LG1320-2SC- F 1-13_16-16 - F90 1-14	1	4000208410	
17	**BLOC HYDRAULIQUE**	**DRIVING BLOCK**	**4X4**	**1**	**4000133790**	**SEE DETAILS PAGE 101**
18	**JOINT TOURNANT**	**SWIVEL JOINT**		**1**	**4000077990**	**SEE DETAILS PAGE 119**
19	**BLOC DE DIRECTION**	**STEERING BLOCK**		**1**	**4000502650**	**SEE DETAILS PAGE 117**
20	**BLOC OSCILLATION**	**AXLE LOCKING UNIT**		**1**	**4000077650**	**SEE DETAILS PAGE 107**

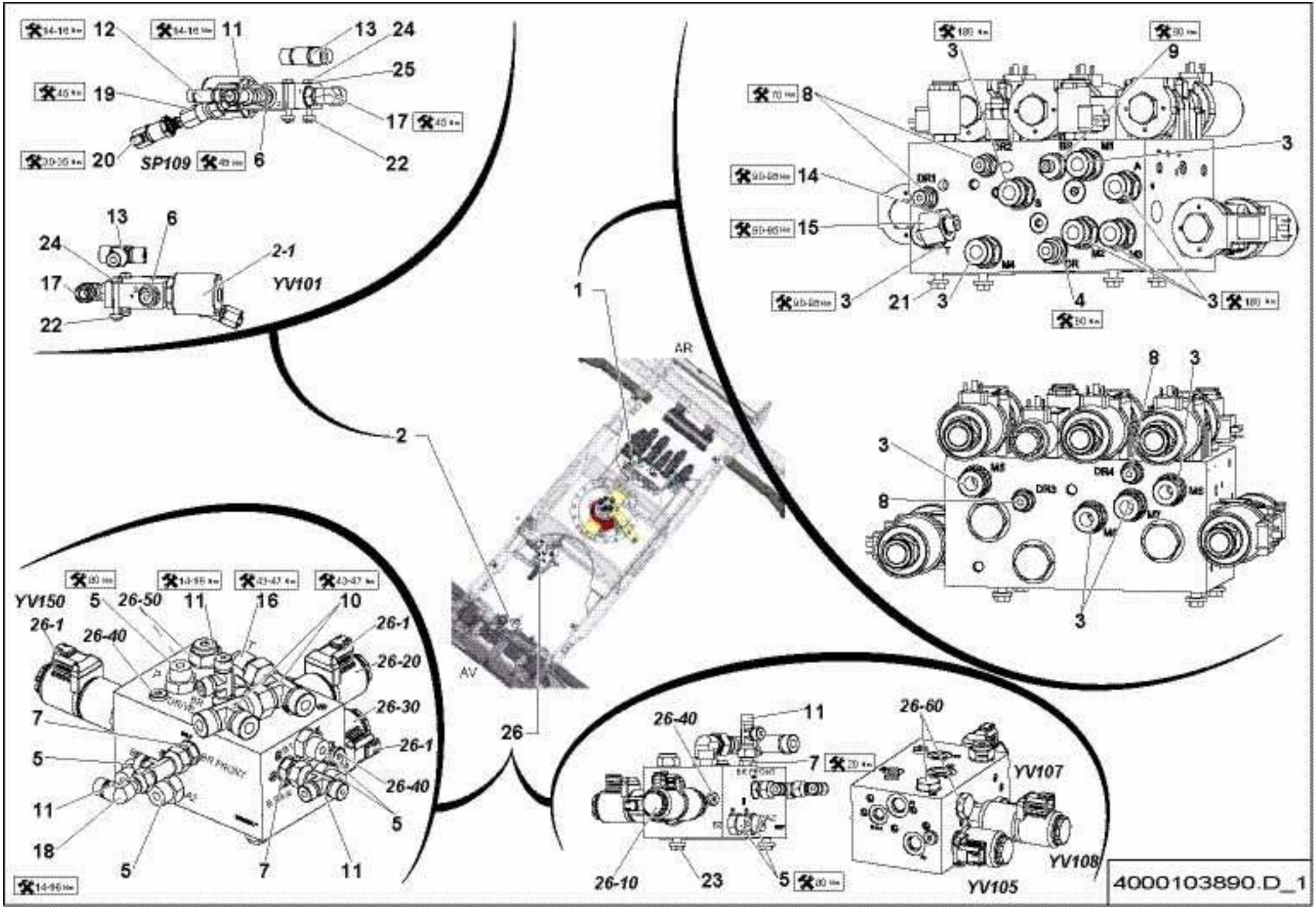
12
11
13
24
25
19
17
20
SP109
6
22
13
6
24
2-1
17
YV101
22
1
AR
AV
2
26
3
9
8
3
14
15
21
3
4
3
8
3
3
8
3
YV150
5
26-50
11
16
10
26-1
26-40
26-1
26-20
26-30
7
26-1
5
26-40
11
5
18
5
7
11
26-40
11
26-60
7
YV107
26-10
23
5
YV105
YV108
4000103890.D_1

▲ ENSEMBLE HYDRAULIQUE
HYDRAULIC SECTION

4WS RTJ PRO

Rep.	Désignation	Designation	Specification	Qty	Code	Up to / jusqu'à
1	**BLOC DE TRANSLATION**	**DRIVING BLOCK**	**4X4 1MM S022774**	**1**	**4000133790**	**SEE DETAILS PAGE 101**
2	BLOC DEVERROUILLAGE ESSIEU	AXLE RELEASE UNIT		1	4000077650	
2-1	*BOBINE*	*COIL*		*1*	*2901012670*	
3	UNION MÂLE	MALE UNION	3/4' BSPP 1'3/16-12 ORFS	11	2501000010	
4	UNION MÂLE	MALE UNION	1_2P-ORFS 13_16-16	1	2369112790	
5	UNION MÂLE	MALE UNION	9/16-18 UNF 11/16-16	5	2501000060	
6	UNION MÂLE	MALE UNION	9/16-18 UNF 9/16-18 1/4	2	2501000020	
7	UNION MÂLE	MALE UNION	7/16-20UNF/9/16-18	3	2369111870	
8	UNION MÂLE	MALE UNION	3_8P-ORFS 11_16-16	4	2369111970	
9	UNION MÂLE	MALE UNION	1/2' BSPP 9/16	1	2369111960	
10	TÉ ORIENTABLE RENVERSÉ	REVERSE SWIVELLING TEE	13/16	2	2369112230	
11	TÉ ORIENTABLE RENVERSÉ	REVERSE SWIVELLING TEE		4	2369112800	
12	TE ÉGAL	EQUAL T-PIECE	9/16	1	2369112270	
13	TE ÉGAL	EQUAL T-PIECE	11/16 - S5470	1	2501001650	
14	RÉDUCTION	REDUCTION	1'3/16-12ORFS/11/16 F/M	1	2369112360	
15	ADAPTATEUR	ADAPTOR	1 3/16-12UNF ÉCROU / NUT ORFS	1	2501000670	
16	COUDE MÂLE	MALE EVEN BEND	3/4-18 UNF /13/16 90°	1	2369112550	
17	COUDE MÂLE	STUD ELBOW	UNF 9-16.18 ORFS 13-16.16	1	4000096630	
18	COUDE ORIENTABLE	ADJUSTABLE BEND	9 16-18UNF A 90 ORFS	1	2501000900	
19	ADAPTATEUR	ADAPTOR	PRISE PRESSION / PRESSURE INLET	1	2501000530	
20	CAPTEUR DE PRESSION	PRESSURE SENSOR	0..60 BARS	1	4000139060	
21	VIS H À EMBASE	FLANGE HEAD CAP SCREW	M10X25-25 CL. 8.8	4	4000030190	
22	ÉCROU H EMBASE	HEX FLANGE NUT	M6 CL.8	2	2700200500	
23	VIS H À EMBASE	FLANGE HEAD CAP SCREW	M8X20-20 CL. 8.8	2	4000030180	
24	VIS H	CAP SCREW	M6X45-18 CL.8.8	2	2301231470	
25	RONDELLE PLATE	ROUND HOLE WASHER	6.4 - 14 - 1.2 - CL.8.8	2	2351112050	

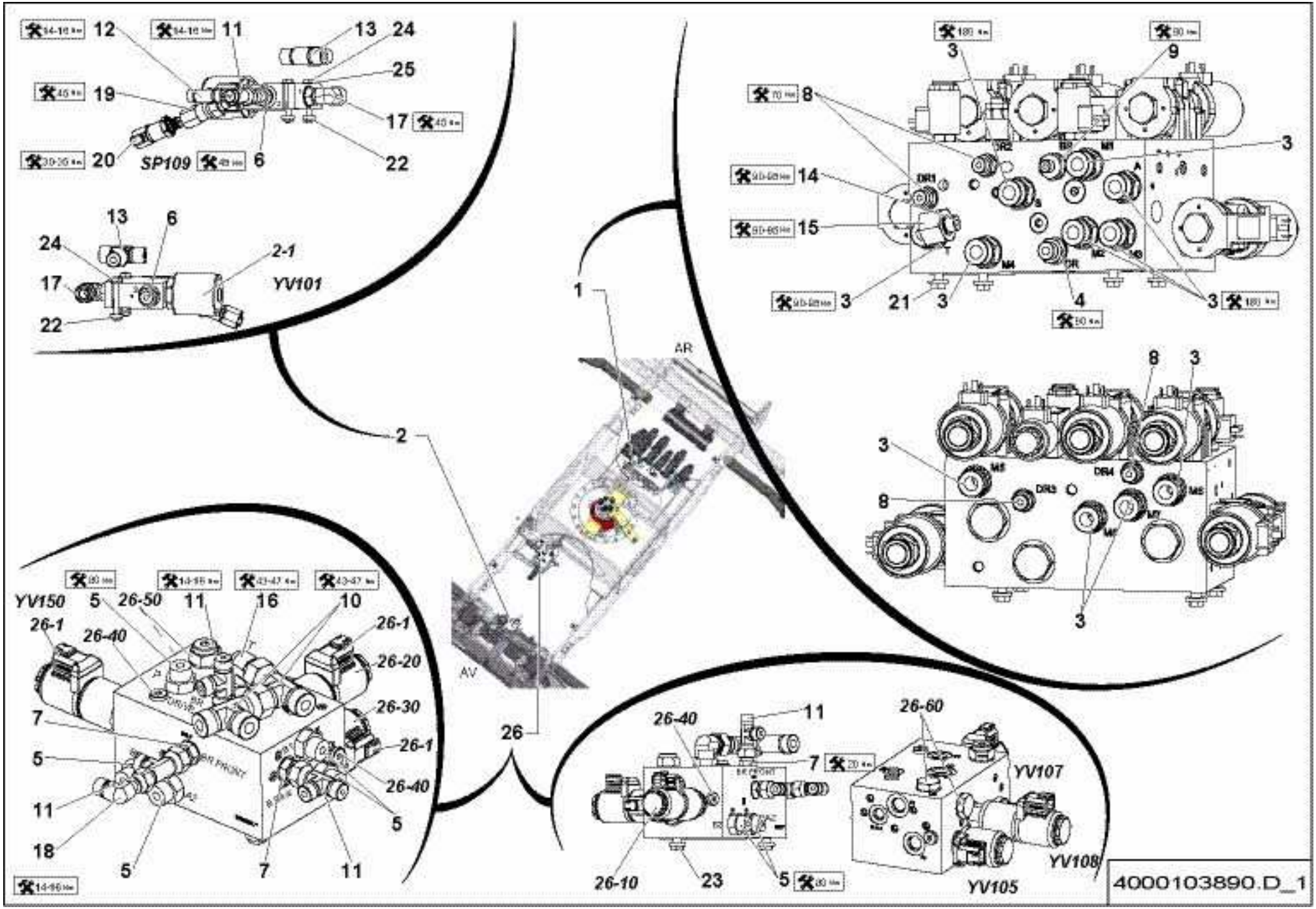
12
11
13
24
25
19
17
20
SP109
6
22
13
6
24
2-1
17
YV101
22
1
AR
AV
2
26
3
9
8
3
14
15
21
3
4
3
3
8
3
3
8
3
YV150
5
26-50
11
16
10
26-1
26-40
26-1
26-20
26-30
7
26-1
5
26-40
11
5
18
5
7
11
26-40
11
26-60
7
YV107
26-10
23
5
YV105
YV108
4000103890.D_1

ENSEMBLE HYDRAULIQUE
HYDRAULIC SECTION

4WS RTJ PRO

A-400C/
E.2
2/2

Rep.	Désignation	Designation	Specification	Qty	Code	Up to / jusqu'à
26	BLOC DE DIRECTION	STEERING BLOCK	4WS S022920	1	4000502650	
26-1	*BOBINE*	*COIL*		*6*	*2901012670*	
26-10	*VALVE DE PRIORITÉ*	*PRIORITY VALVE*		*1*	*4000424510*	
26-20	*VALVE DE PRIORITÉ*	*PRIORITY VALVE*		*1*	*4000325320*	
26-30	*VALVE DE PRIORITÉ*	*PRIORITY VALVE*		*1*	*4000424520*	
26-40	*SÉLECTEUR DE CIRCUIT*	*CIRCUIT SELECTOR*		*4*	*2421906500*	
26-50	*CLAPET ANTI-RETOUR*	*ONE-WAY VALVE*		*2*	*4000416440*	
26-60	*BOUCHON*	*CAP*		*2*	*4000425120*	

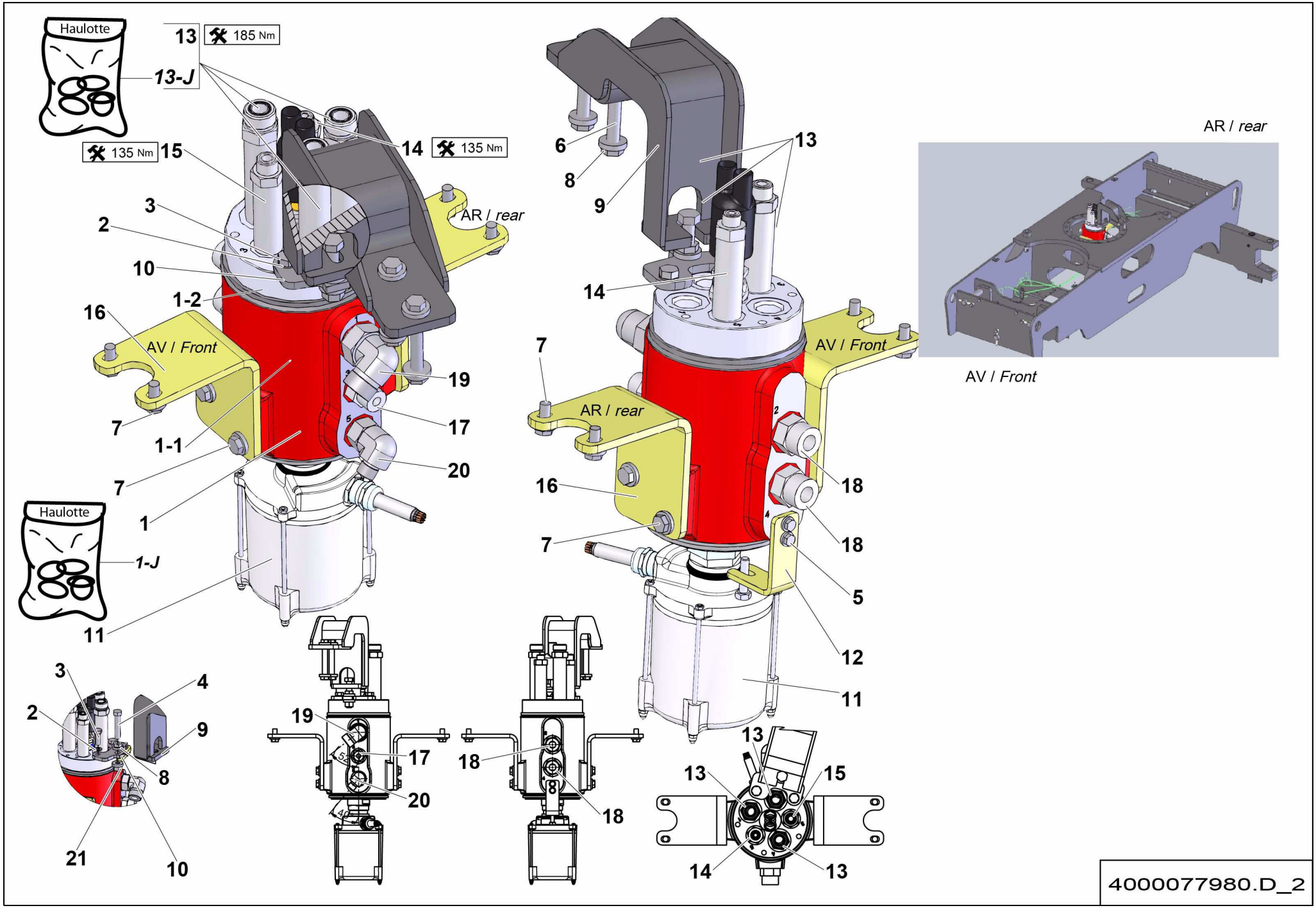
Haulotte
13-J
13
185 Nm
135 Nm
15
14
135 Nm
3
2
10
1-2
16
AV / Front
7
1-1
7
1
Haulotte
1-J
11
AR / rear
19
17
20
6
8
9
13
14
7
AR / rear
AV / Front
16
7
18
18
5
12
11
AR / rear
AV / Front
3
4
2
9
8
21
10
19
17
20
18
18
13
13
15
14
13
4000077980.D_2

▲ ENSEMBLE JOINT TOURNANT / SWIVEL JOINT UNIT — RTJ PRO

◀ A-410C/E ▶

Rep.	Désignation	Designation	Specification	Qty	Code	Up to / jusqu'à
1	JOINT TOURNANT HYDRAU	HYDRAULIC SWIVEL JOINT		1	4000077990	
1-1	*JOINT TOURNANT HYDRAU*	*HYDRAULIC SWIVEL JOINT*	*STATOR*	*1*	*4000078000*	
1-2	*JOINT TOURNANT HYDRAU*	*HYDRAULIC SWIVEL JOINT*	*ROTOR*	*1*	*4000078010*	
1-J	*POCHETTE DE JOINTS*	*SEAL KIT*		*1*	*4000278690*	
2	RONDELLE DENT EXTÉRIEUR	OVERLAP TOOTH WASHER	10.5 - 18 - 1.4 - CL.8.8	2	2351301110	
3	VIS H	CAP SCREW	M10X30-26 CL.8.8	2	2301231760	
4	VIS H	CAP SCREW	M12X60-30 CL.10.9	1	2331239480	
5	VIS H À EMBASE	FLANGE HEAD CAP SCREW	M6X16-16 CL. 8.8	2	2700102090	
6	VIS H À EMBASE	FLANGE HEAD CAP SCREW	M12X80-30 CL. 8.8	2	4000098420	
7	VIS H À EMBASE	FLANGE HEAD CAP SCREW	M10X20-20 CL. 8.8	8	4000106350	
8	ÉCROU H EMBASE	HEX FLANGE NUT	M12 CL.8	3	2700200320	
9	TÔLE DE GUIDAGE	GUIDE PLATE		1	4000317860	
10	TÔLE SUPPORT	SHEET METAL SUPPORT		1	4000317850	
11	**COLLECTEUR**	**MANIFOLD**		**1**	**4000317170**	**SEE DETAILS**
12	TÔLE DE GUIDAGE	GUIDE PLATE		1	4000106170	
13	UNION MÂLE	MALE UNION	LONG 1 1-16_12UNF 1 3-16_12	3	4000106000	
13-J	POCHETTE DE JOINTS	SEAL KIT		1	2505001320	
14	UNION MÂLE	MALE UNION	LONG 7-8_14UNF 11-16_16	1	4000106020	
15	UNION MÂLE	MALE UNION	LONG 7-8_14UNF 13-16_16	1	4000106010	
16	TÔLE SUPPORT	SHEET METAL SUPPORT		2	4000317210	
17	UNION MÂLE	MALE UNION	7/8-14 UNF13/16-16 UNION MÂLE	1	2501000070	
18	UNION MÂLE	MALE UNION	1'1/16-12 UNF 1'3/16-12 UNION MÂLE	2	2501000090	
19	COUDE MALE	MALE EVEN BEND	1'1/16-12UNF/1'3/16 COUDE MALE 90°	1	2369112600	
20	EMBOUT COUDE	STUD ELBOW	7/8-14 UNF/11/16 COUDE MALE 90°	1	2369112540	
21	ÉCROU EMBASE AUTOFREINÉ	FLANGE HEX LOCKNUT	M12 CL.8 ZB	1	2700200460	

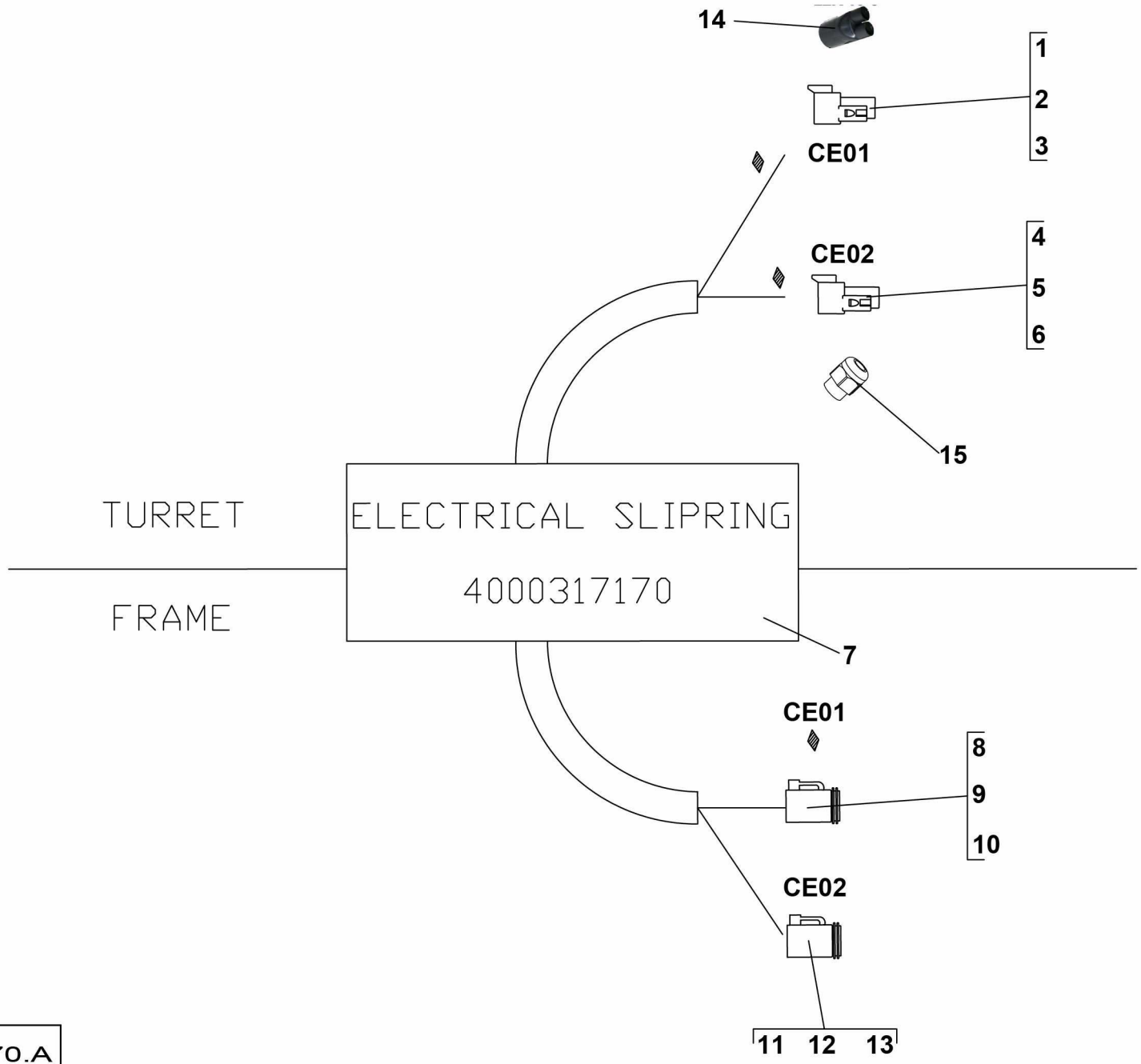

4000317170.A

▲ COLLECTEUR MANIFOLD

Rep.	Désignation	Designation	Specification	Qty	Code	Up to / jusqu'à
1	CONNECTEUR	CONNECTOR		1	4000132180	
2	ACCESSOIRE	ACCESSORIES		1	4000132190	
3	DOUILLE	PIN		1	4000132200	
4	CONNECTEUR	CONNECTOR		1	4000022240	
5	ACCESSOIRE	ACCESSORIES	WEDGELOCK	1	4000132170	
6	DOUILLE	PIN		1	4000030290	
7	COLLECTEUR	MANIFOLD	14 TRACKS	1	4000317170	
8	CONNECTEUR	CONNECTOR	8 VOIES_WAYS	1	4000132210	
9	ACCESSOIRE	ACCESSORIES	WEDGELOCK	1	4000132220	
10	COSSE	LUG	FEMELLE / FEMALE	1	2901009240	
11	CONNECTEUR	CONNECTOR	6 VOIES / WAYS MALE	1	2901009200	
12	DOUILLE	PIN	6 VOIES / WAYS	1	2901009220	
13	DOUILLE	PIN		1	4000050640	
14	GAINE	CABLE HOSE		1	4000317180	
15	PRESSE-ETOUPE	GLAND	3/4" NPT 07-16	1	2441613070	

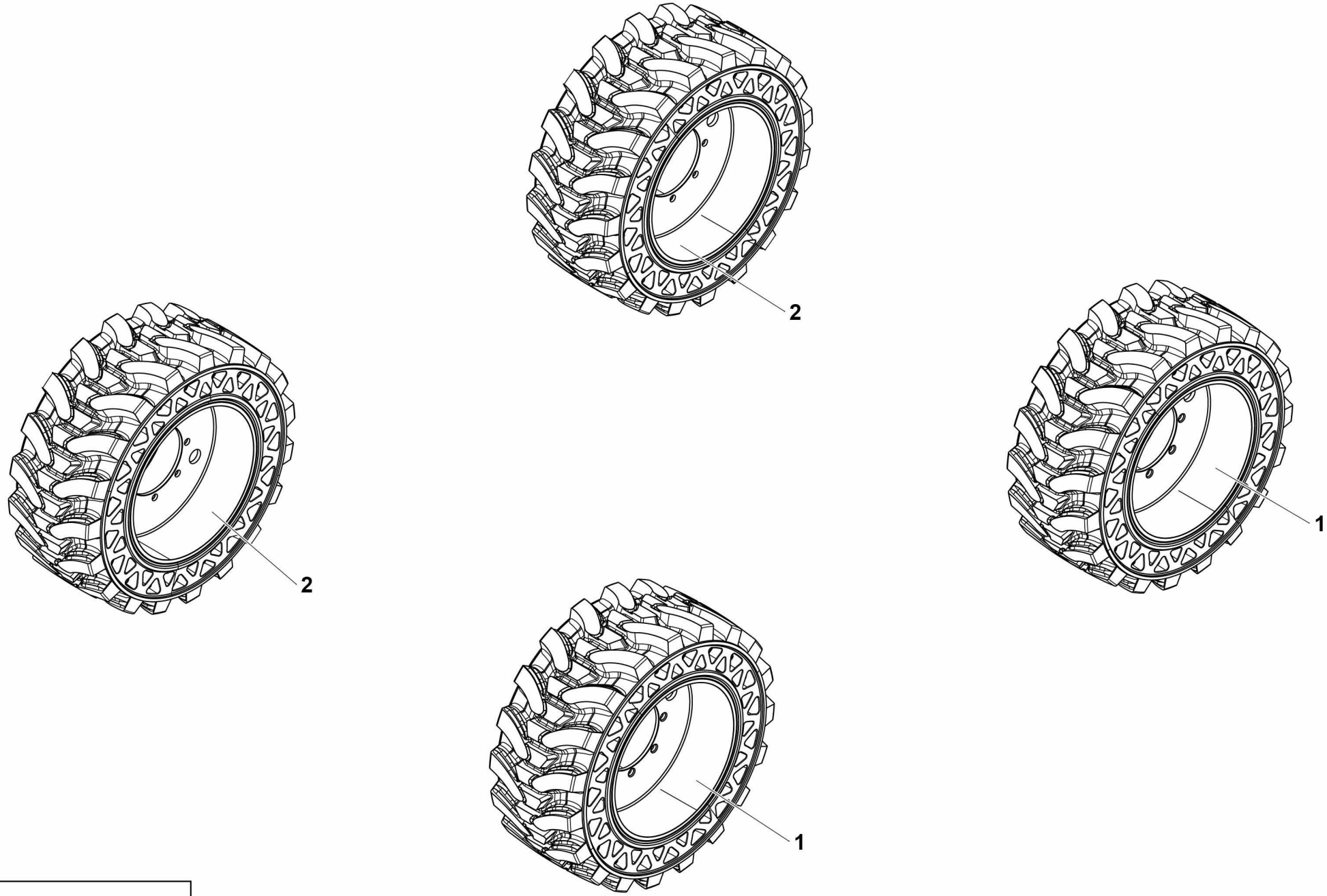

4000073600.A_2

▲ ENSEMBLE ROUES / WHEELS ASSEMBLY 850X340 / 14-17.5 ◀ A-675 ▶

Rep.	Désignation	Designation	Specification	Qty	Code	Up to / jusqu'à
1	ROUE COMPLÈTE	WHEEL ASSEMBLY	GAUCHE / LEFT	2	4000061820	
2	ROUE COMPLÈTE	WHEEL ASSEMBLY	DROITE / RIGHT	2	4000061830	

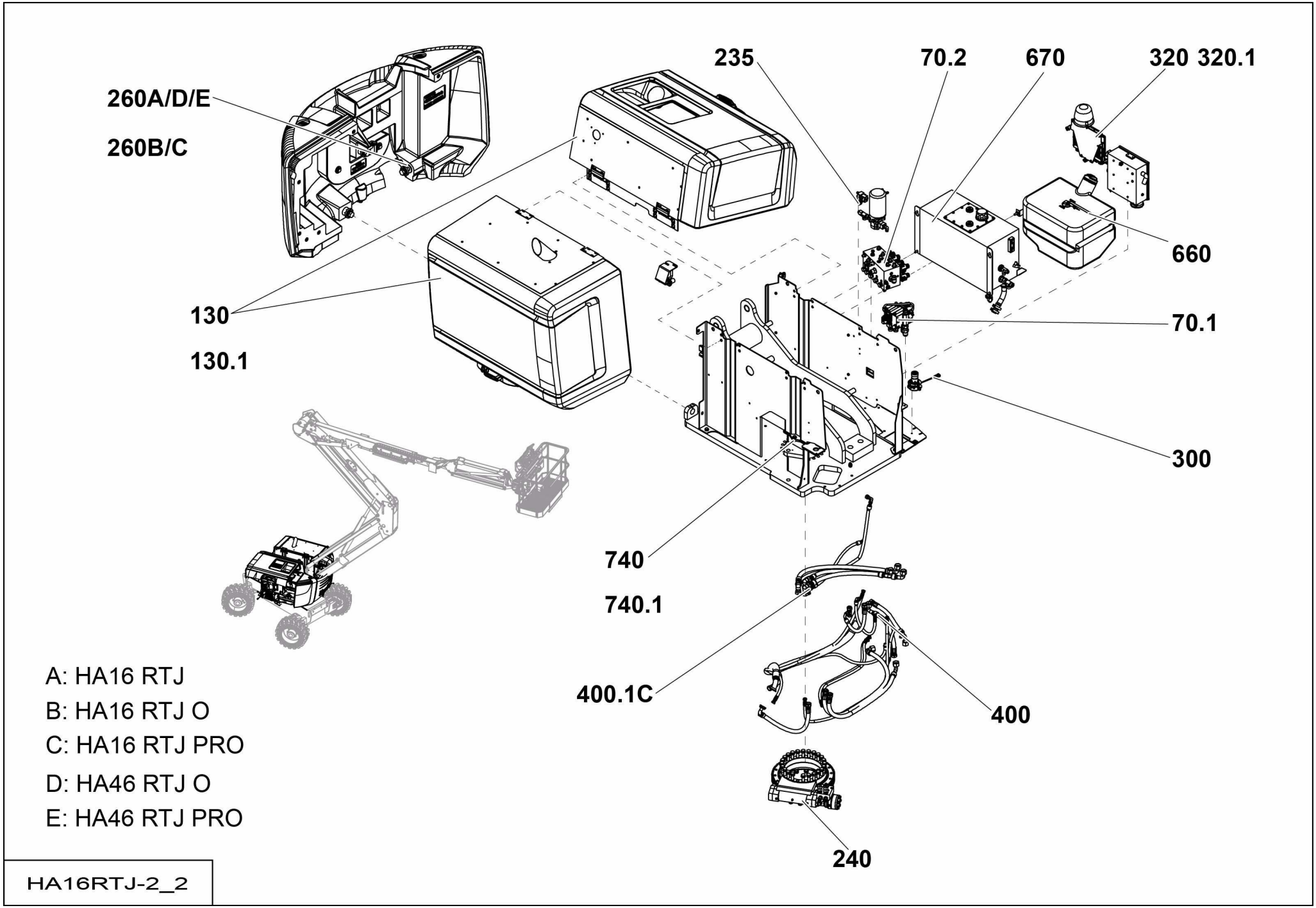
260A/D/E
260B/C
235
70.2
670
320 320.1
660
130
130.1
70.1
300
740
740.1
400.1C
400
240
A: HA16 RTJ
B: HA16 RTJ O
C: HA16 RTJ PRO
D: HA46 RTJ O
E: HA46 RTJ PRO
HA16RTJ-2_2

▲ GROUPE TOURELLE
TURRET UNIT

◀ B ▶

Rep.	Désignation	Designation	Specification	Up to / jusqu'à
70.1	ENSEMBLE BLOC HYDRAULIQUE	HYDRAULIC BLOCK ASSEMBLY	PVG	
70.2	ENSEMBLE BLOC HYDRAULIQUE	HYDRAULIC BLOCK ASSEMBLY	MVT	
130	ENSEMBLE CAPOTAGE	COWLING ASSEMBLY		<02/2016
130.1	ENSEMBLE CAPOTAGE	COWLING ASSEMBLY		>02/2016
235	ENSEMBLE COMMANDE SECOURS	EMERGENCY CONTROL ASSEMBLY		
240	ENSEMBLE COURONNE ORIENTATION	SLEW BEARING ASSEMBLY	14 INCH	
260A/D/E	ENSEMBLE CONTREPOIDS	COUNTERWEIGHT ASSEMBLY	HA16 RTJ - HA46 RTJ O / RTJ PRO	
260B/C	ENSEMBLE CONTREPOIDS	COUNTERWEIGHT ASSEMBLY	HA16 RTJ O - HA16 RTJ PRO	
300	ENSEMBLE DÉVERS	TILT ASSEMBLY		
320	ENSEMBLE ÉLECTRICITÉ	POWER SUPPLY SECTION		<02/2016
320.1	ENSEMBLE ÉLECTRICITÉ	POWER SUPPLY SECTION		>02/2016
400	ENSEMBLE FLEXIBLES	HOSE ASSEMBLIES		
400C.1	ENSEMBLE FLEXIBLES	HOSE ASSEMBLIES	HA16 RTJ PRO	
660	ENSEMBLE RÉSERVOIR CARBURANT	FUEL TANK ASSEMBLY		
670	ENSEMBLE RÉSERVOIR HYDRAULIQUE	HYDRAULIC TANK ASSEMBLY		
740	ENSEMBLE TOURELLE	TURNTABLE ASSEMBLY		<02/2016
740.1	ENSEMBLE TOURELLE	TURNTABLE ASSEMBLY		>02/2016

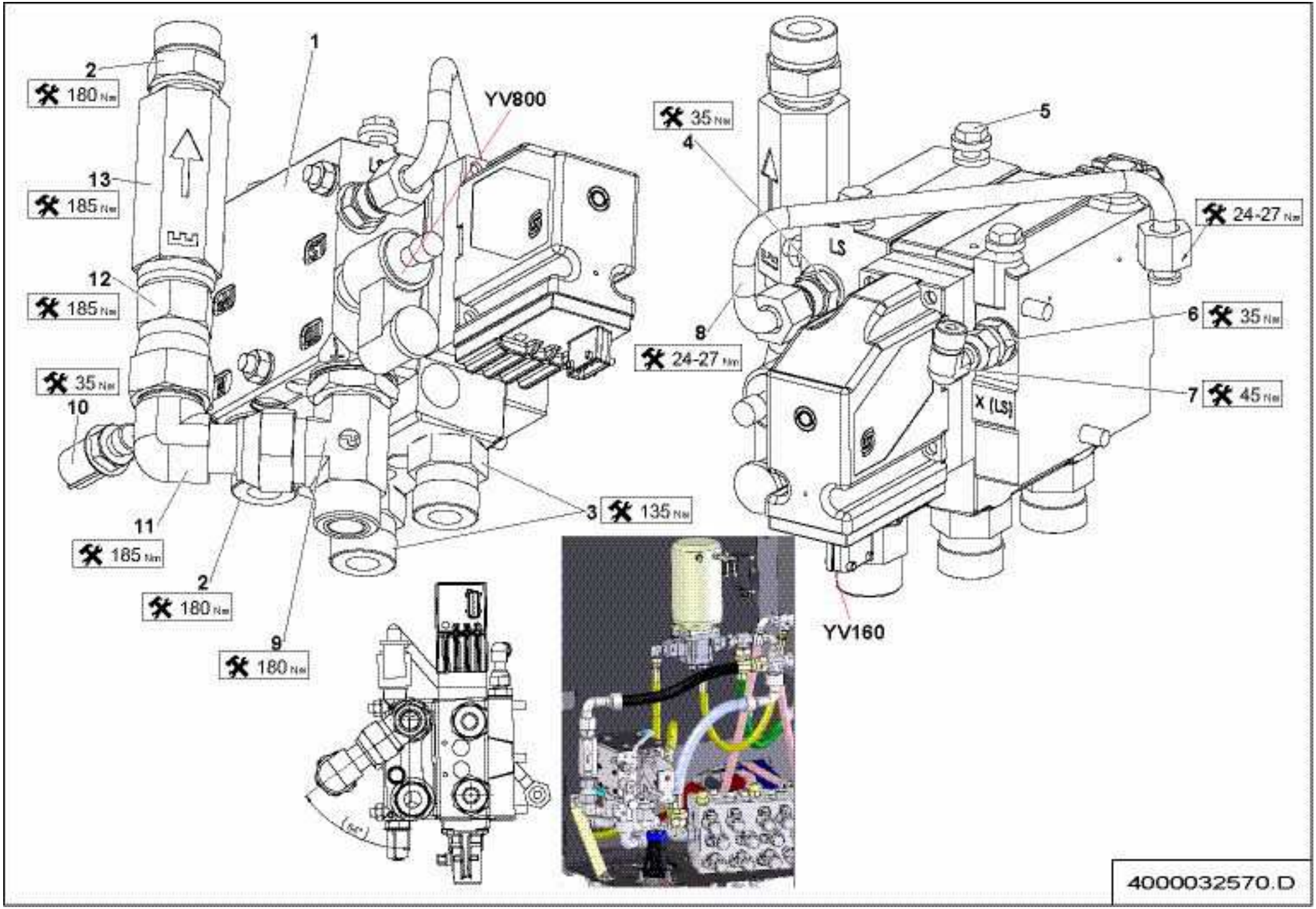
1
2
180 Nm
13
185 Nm
12
185 Nm
35 Nm
10
11
185 Nm
2
180 Nm
9
180 Nm
YV800
3
135 Nm
35 Nm
4
5
24-27 Nm
6
35 Nm
7
45 Nm
8
24-27 Nm
LS
X (LS)
YV160
4000032570.D

▲ ENSEMBLE BLOC HYDRAULIQUE PVG
HYDRAULIC BLOCK ASSEMBLY

Rep.	Désignation	Designation	Specification	Qty	Code	Up to / jusqu'à
1	**BLOC MOUVEMENTS PROPORTIONNEL**	**PROPORTIONAL MOVEMENTS BLOCK**	**S022285**	**1**	**4000061360**	**SEE DETAILS**
2	UNION MÂLE	MALE UNION	3/4' BSPP 1'3/16-12 ORFS	2	2501000010	
3	UNION MÂLE	MALE UNION	7/8-14UNF 1.3/16-12UNF ORFS	2	2501002070	
4	UNION MÂLE	MALE UNION	1/4 BSPP 11/16-16 UNF ORFS	1	2501000570	
5	VIS H À EMBASE	FLANGE HEAD CAP SCREW	M8X20-20 CL. 8.8	4	4000030180	
6	UNION MÂLE	MALE UNION	1/4' BSPP 9/16-18	1	2369111940	
7	COUDE ORIENTABLE	ADJUSTABLE BEND	9 16-18UNF A 90 ORFS	1	2501000900	
8	TUBE HYDRAULIQUE	HYDRAULIC TUBE	11-16 16 UNF	1	4000077590	
9	TÉ MÂLE RENVERSÉ	MALE STUD RUN TEE	3-4 BSPP 1-1.16-12	1	2501003390	
10	PRISE MINIMESS	MINIMESS TAP	1/4" G	1	2441604150	
11	COUDE ORIENTABLE	ADJUSTABLE BEND	1 3 16-12 A 90 ORFS	1	2369134460	
12	UNION FEMELLE	FEMALE UNION	BSPP 3/4 ORFS 1 3/16-12 ORFS	1	2501001380	
13	CLAPET ANTI-RETOUR	ONE-WAY VALVE	10B S5594	1	2426602780	

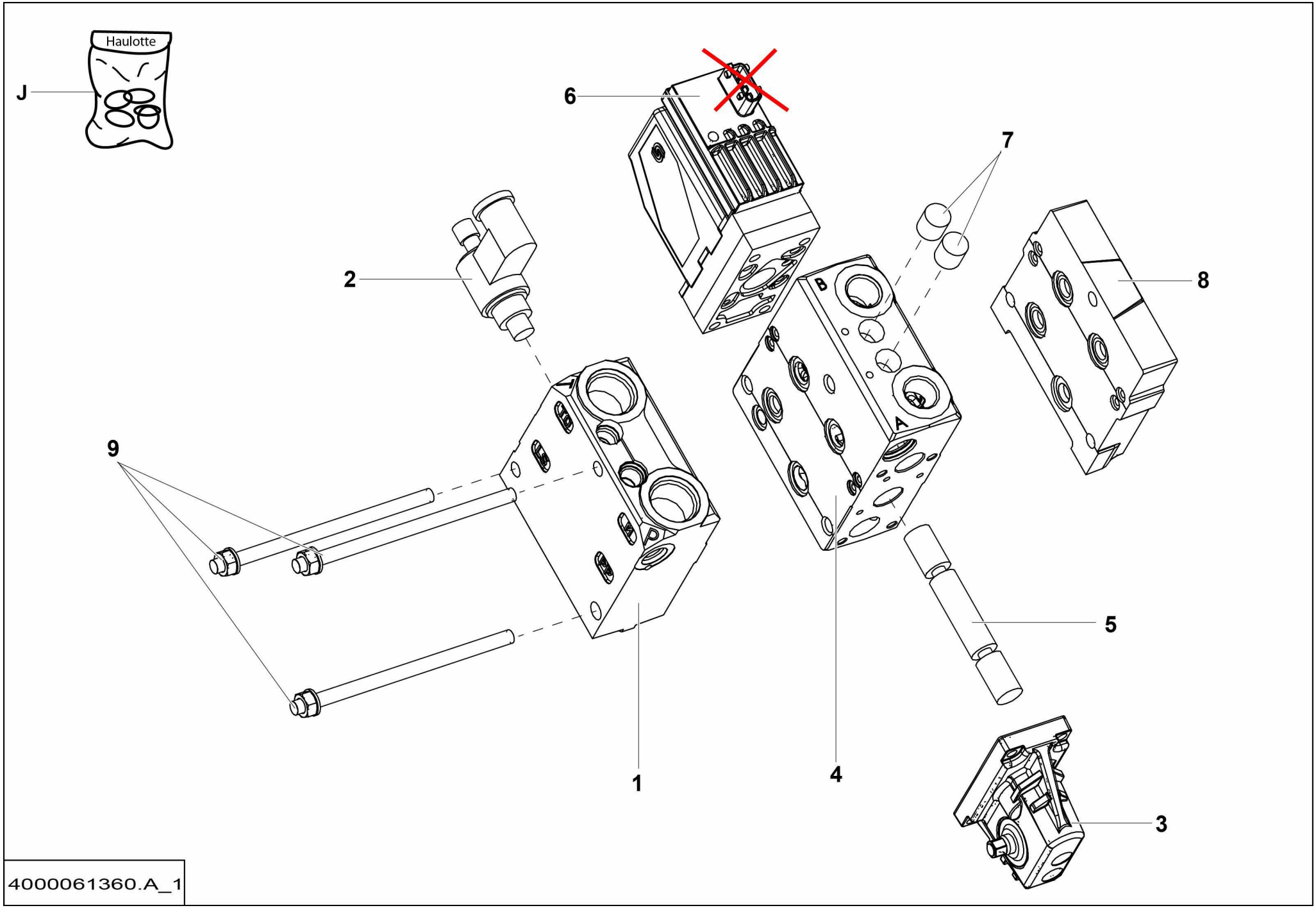
Haulotte
J
6
7
2
8
B
A
9
5
1
4
3
4000061360.A_1

▲ BLOC MOUVEMENTS PROPORTIONNEL
PROPORTIONAL MOVEMENTS BLOCK

Rep.	Désignation	Designation	Specification	Qty	Code	Up to / jusqu'à
1	PLAQUE D'ENTRÉE	INPUT PLATE		1	2503001350	
2	BOBINE	COIL	PVPX	1	2440210500	
3	COMMANDE MANUELLE	« MANUAL CONTROL »		1	2420321000	
4	MODULE DE DISTRIBUTION	DISTRIBUTION MODULE		1	2503001360	
5	TIROIR	SLIDE		1	2422005780	
6	BOBINE	COIL	PVEA	1	2440210940	
7	LIMITEUR DE PRESSION	PRESSURE LIMITER		2	2503001390	
8	PLAQUE DE FERMETURE	COVER PLATE		1	4000061440	
9	KIT D'ASSEMBLAGE	ASSEMBLY KIT		1	2421102040	
J	POCHETTE DE JOINTS	SEAL KIT		1	4000350530	

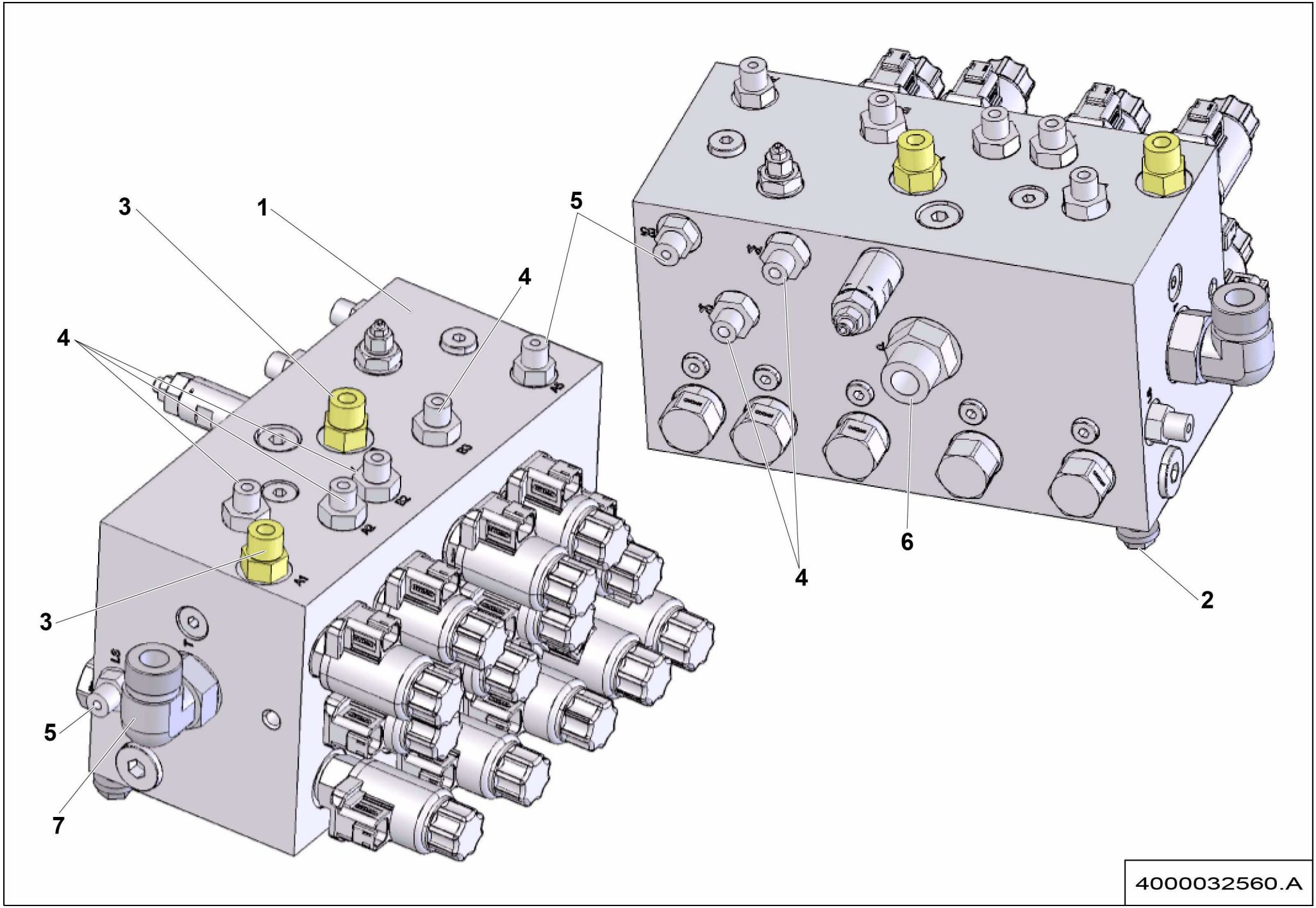
3
1
5
4
4
3
5
7
4
6
2
4000032560.A

▲ ENSEMBLE BLOC HYDRAULIQUE MVT
HYDRAULIC BLOCK ASSEMBLY

Rep.	Désignation	Designation	Specification	Qty	Code	Up to / jusqu'à
1	**BLOC MOUVEMENTS PROPORTIONNEL**	**PROPORTIONAL MOVEMENTS BLOCK**	**S022312**	**1**	**4000043740**	**SEE DETAILS**
2	VIS H À EMBASE	FLANGE HEAD CAP SCREW	M10X16-16 CL. 8.8	2	2700101650	
3	UNION MÂLE	MALE UNION	3.4-16 UNF 13.16-16	2	2501000040	
4	UNION MÂLE	MALE UNION	9/16-18 UNF 11/16-16	6	2501000060	
5	UNION MÂLE	MALE UNION	9/16-18 UNF 9/16-18 1/4	3	2501000020	
6	UNION MÂLE	MALE UNION	1'1/16-12 UNF 1'3/16-12	1	2501000090	
7	COUDE MÂLE	MALE EVEN BEND	1'1/16-12UNF/1'3/16 90°	1	2369112600	

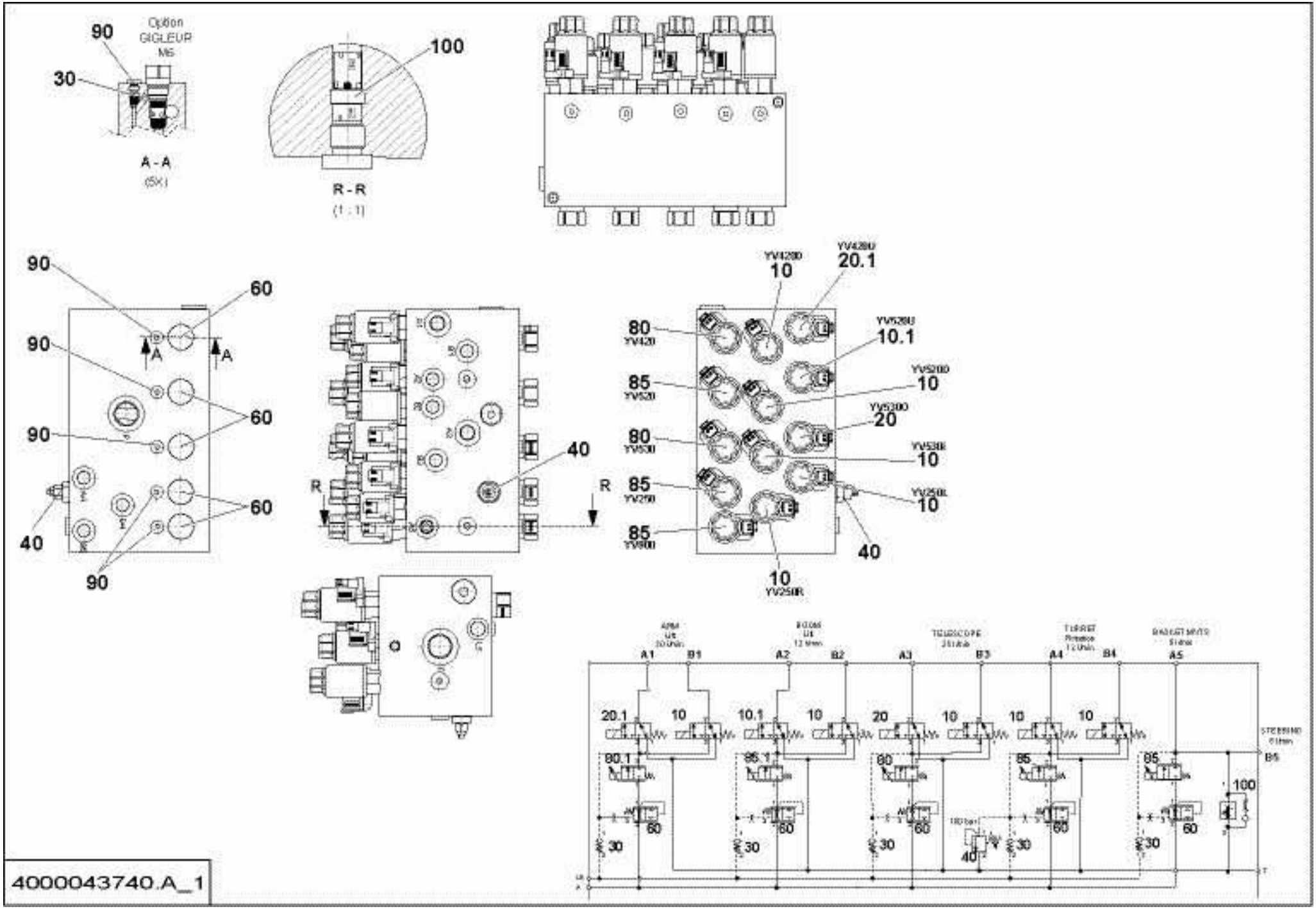

4000043740.A_1

▲ BLOC MOUVEMENTS PROPORTIONNEL
PROPORTIONAL MOVEMENTS BLOCK

Rep.	Désignation	Designation	Specification	Qty	Code	Up to / jusqu'à
10	ÉLECTROVALVE EN CARTOUCHE	ELECTROVALVE CARTRIDGE	3/2 - 24V - SANS BOBINE WITHOUT COIL	1	2503000350	
10.1	BOBINE	COIL		1	2901012670	
20	ÉLECTROVALVE EN CARTOUCHE	ELECTROVALVE CARTRIDGE	SANS BOBINE WITHOUT COIL	2	4000174190	
20.1	BOBINE	COIL		2	4000174200	
30	CLAPET ANTI-RETOUR	ONE-WAY VALVE		5	4000174210	
40	REGULATEUR DE DÉBIT	FLOW REGULATOR		1	4000174220	
60	BALANCE DE PRESSION	PRESSURE BALANCE		5	4000174230	
80	VALVE PROPORTIONNELLE	PROPORTIONAL VALVE		2	4000200640	
80.1	BOBINE	COIL		1	4000174240	
85	VALVE PROPORTIONNELLE	PROPORTIONAL VALVE		3	4000200650	
85.1	BOBINE	COIL		1	4000174240	
90	BOUCHON OPERCULE	SAFETY SEAL PLUG		5	4000174250	
100	SÉLECTEUR DE CIRCUIT	CIRCUIT SELECTOR		1	4000174260	

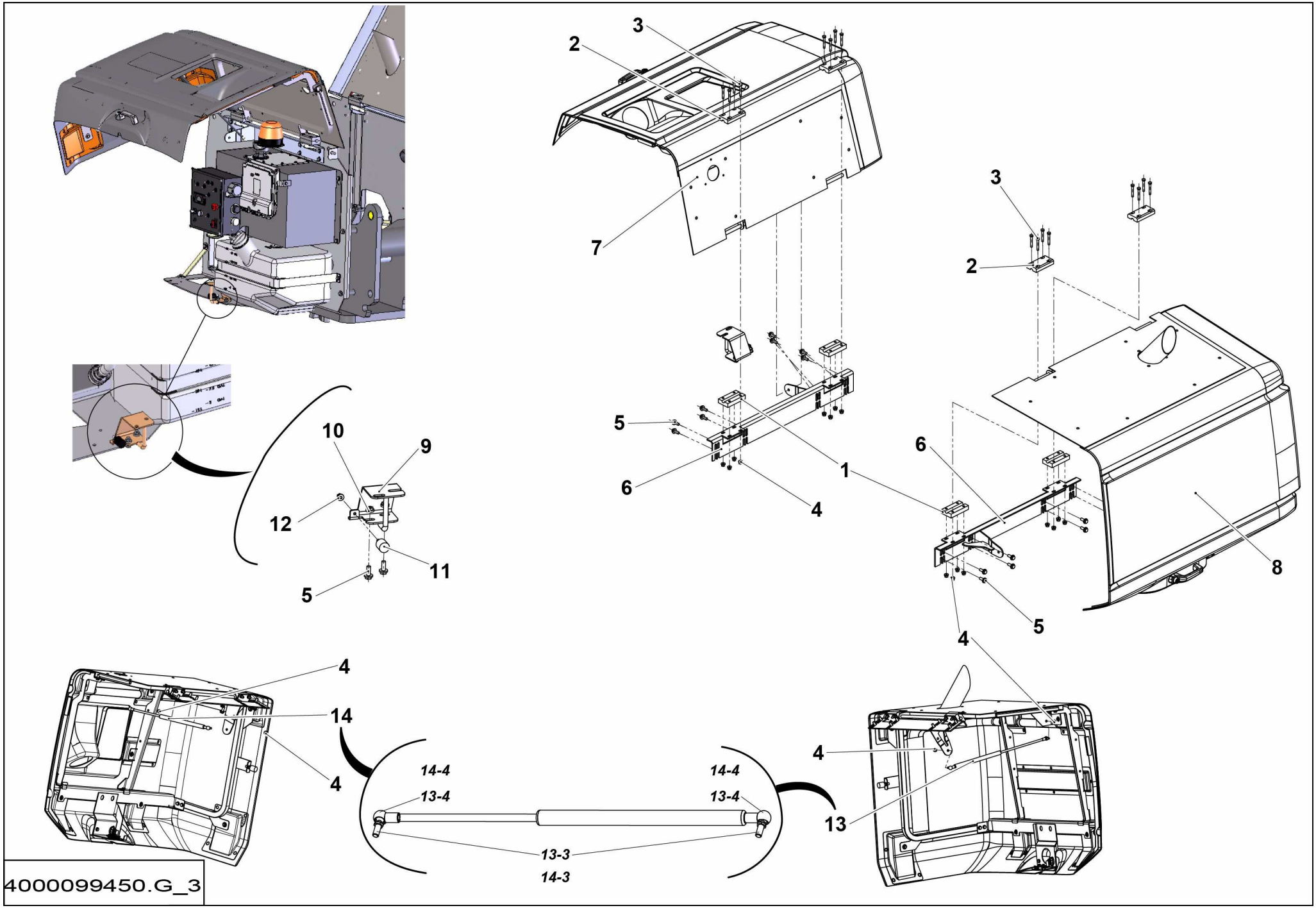
3
2
7
3
2
5
6
1
4
6
8
5
4
10
9
12
11
5
4
14
4
14-4
13-4
13-3
14-3
14-4
13-4
4
13
4000099450.G_3

▲ ENSEMBLE CAPOTAGE
COWLING ASSEMBLY

<02/2016 ◄ B-130 ►

Rep.	Désignation	Designation	Specification	Qty	Code	Up to / jusqu'à
1	EMBASE DE FIXATION	FIXING BASE		4	107P323600	
2	EMBASE DE FIXATION	FIXING BASE		4	107P333580	
3	VIS H	CAP SCREW	M8X55-22 CL.8.8	16	2301231700	
4	ÉCROU EMBASE AUTOFREINÉ	FLANGE HEX LOCKNUT	M8 CL.8 ZB	22	2700200440	
5	VIS H À EMBASE	FLANGE HEAD CAP SCREW	M10X25-25 CL. 8.8	20	4000030190	
6	TÔLE SUPPORT	SHEET METAL SUPPORT		2	4000205060	
7	**CAPOT RÉSERVOIR**	**TANK HOOD**		**1**	**4000133550**	**SEE DETAILS**
8	**CAPOT MOTEUR**	**ENGINE HOOD**		**1**	**4000134040**	**SEE DETAILS**
9	DOIGT D'INDEXAGE	INDEXING PIN		2	4000100420	
10	ÉCROU H EMBASE	HEX FLANGE NUT	M10 CL.8	4	2700200310	
11	BUTÉE	STOP	M8 Ø30	2	2421906460	
12	ÉCROU H EMBASE	HEX FLANGE NUT	M8 CL.8 ZB	2	2700200210	
13	VÉRIN À GAZ	GAS CYLINDER	1100 N	2	4000132540	
13-3	*ROTULE*	*SOCKET*		*2*	*4000003400*	
13-4	*EMBOUT À ROTULE*	*BALL JOINT END FITTING*		*2*	*4000003370*	
14	VÉRIN À GAZ	GAS CYLINDER	800 N	1	4000208470	
14-3	*ROTULE*	*SOCKET*		*2*	*4000003400*	
14-4	*EMBOUT À ROTULE*	*BALL JOINT END FITTING*		*2*	*4000003370*	

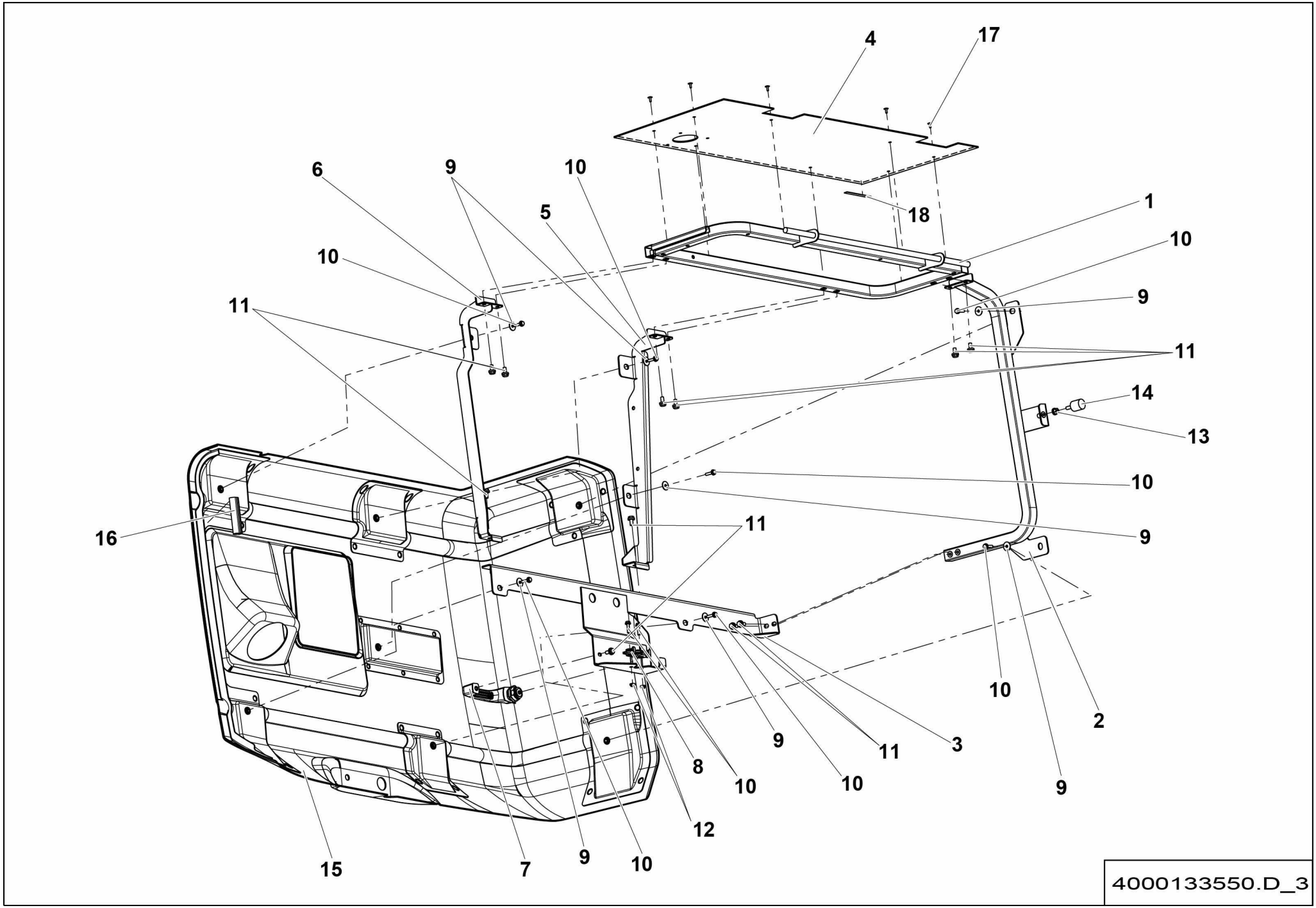
4
17
6
9
10
5
18
1
10
10
9
11
11
14
13
10
16
11
9
10
2
9
11
3
8
10
10
9
12
15
7
9
10
4000133550.D_3

▲ CAPOT RÉSERVOIR
TANK HOOD

◀ B-130-7 ▶

Rep.	Désignation	Designation	Specification	Qty	Code	Up to / jusqu'à
1	TÔLE SUPPORT	SHEET METAL SUPPORT	OSSATURE SUPÉRIEURE / TOP FRAME	1	4000132670	
2	TÔLE SUPPORT	SHEET METAL SUPPORT	OSSATURE LATÉRALE / SIDE FRAME	1	4000132680	
3	TÔLE SUPPORT	SHEET METAL SUPPORT	OSSATURE FRONTALE FRONT FRAME	1	4000132690	
4	CAPOT TÔLE	SHEET METAL COVER	SUPÉRIEUR / TOP	1	4000132700	
5	TÔLE SUPPORT	SHEET METAL SUPPORT		1	4000208640	
6	TÔLE SUPPORT	SHEET METAL SUPPORT	MONTANT OSSATURE CAPOT INCLINE FRAME COVER TILT PILLAR	1	4000132770	
7	POIGNÉE	HANDLE		1	4000099670	
8	SERRURE	LOCK	SIMPLE CLIC	1	4000133780	
9	RONDELLE PLATE	ROUND HOLE WASHER	6.4 - 24 - 1.2 - CL.8.8	7	2351124050	
10	VIS H À EMBASE	FLANGE HEAD CAP SCREW	M6X25-18 CL. 8.8	9	2700101560	
11	VIS H À EMBASE	FLANGE HEAD CAP SCREW	M8X16-16 CL.8.8	11	4000099160	
12	ÉCROU H EMBASE	HEX FLANGE NUT	M6 CL.8	2	2700200500	
13	ÉCROU EMBASE AUTOFREINÉ	FLANGE HEX LOCKNUT	M8 CL.8 ZB	1	2700200440	
14	BUTÉE CYLINDRIQUE	CYLINDRICAL STOP	M8 Ø30	1	2421906460	
15	CAPOT COTE RÉSERVOIR	TANK SIDE HOOD		1	4000134330	
16	JOINT À LÈVRE	LIPPED SEAL	S021424	1.18 M	2820308430	
17	RIVET AVEUGLE	BLIND RIVET		8	2421808290	
18	JOINT CAOUTCHOUC	RUBBER SEAL	3 X 10	1.4M	2399002990	

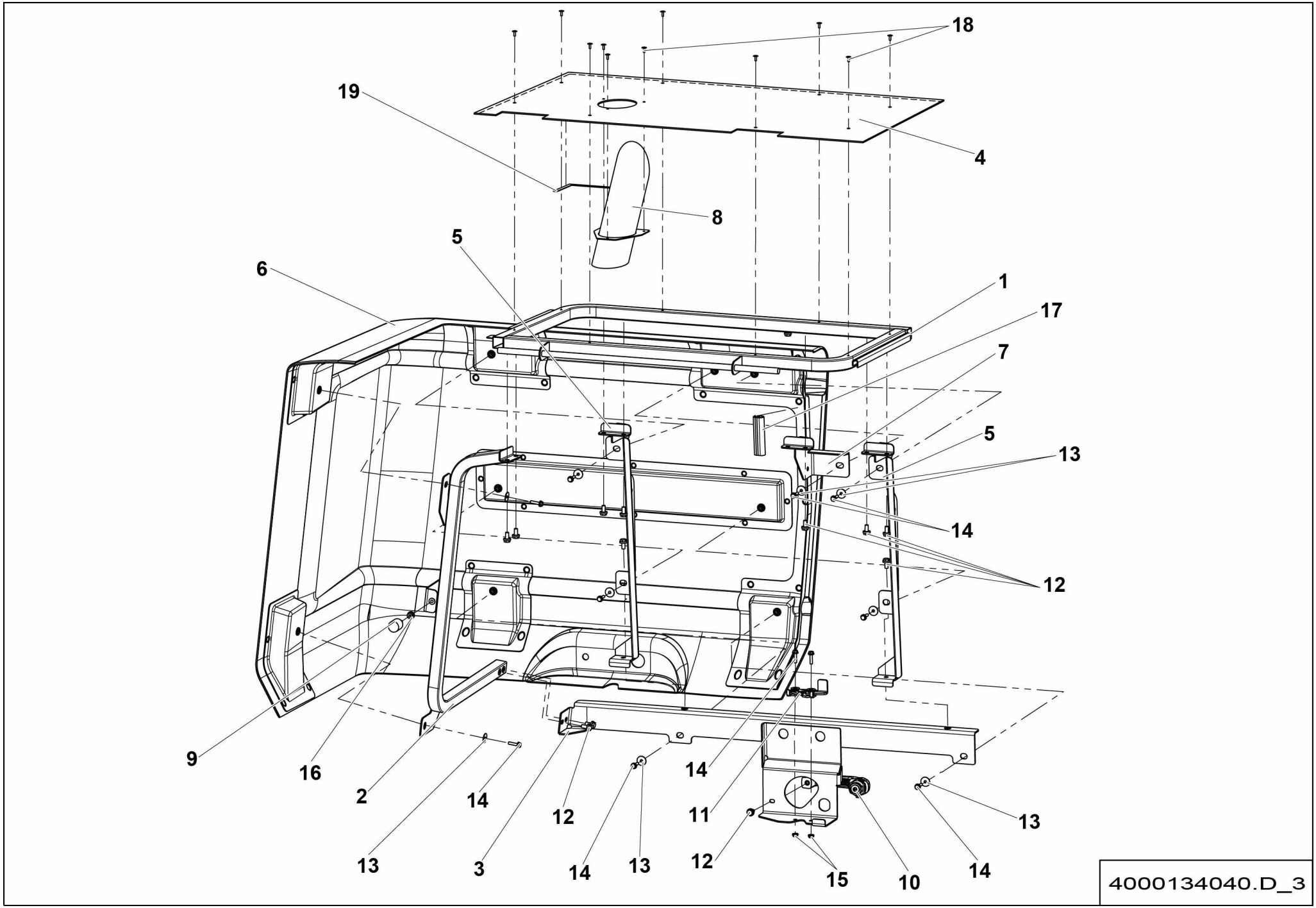
18
19
4
8
5
6
1
17
7
5
13
14
12
9
16
2
14
13
3
12
14
13
14
11
12
15
10
13
14
4000134040.D_3

▲ CAPOT MOTEUR
ENGINE HOOD

Rep.	Désignation	Designation	Specification	Qty	Code	Up to / jusqu'à
1	TÔLE SUPPORT	SHEET METAL SUPPORT	OSSATURE SUPERIEURE / TOP FRAME	1	4000132560	
2	TÔLE SUPPORT	SHEET METAL SUPPORT	OSSATURE LATÉRALE / SIDE FRAME	1	4000132570	
3	TÔLE SUPPORT	SHEET METAL SUPPORT	OSSATURE FRONTALE FRONT FRAME	1	4000132580	
4	CAPOT TÔLE	SHEET METAL COVER	SUPÉRIEURE / TOP	1	4000132590	
5	TÔLE SUPPORT	SHEET METAL SUPPORT		2	4000208640	
6	CAPOT THERMOFORMÉ	THERMOFORMED COVER	PEAU EXTÉRIEUR ET PATCH EXTERIOR SKIN AND PATCH	1	4000134150	
7	TÔLE SUPPORT	SHEET METAL SUPPORT		1	4000134280	
8	TÔLE DE GUIDAGE	GUIDE PLATE	ÉCHAPPEMENT / EXHAUST	1	4000134290	
9	BUTÉE CYLINDRIQUE	CYLINDRICAL STOP	M8 Ø30	1	2421906460	
10	POIGNÉE	HANDLE		1	4000099670	
11	SERRURE	LOCK	SIMPLE CLIC	1	4000133780	
12	VIS H À EMBASE	FLANGE HEAD CAP SCREW	M8X16-16 CL.8.8	13	4000099160	
13	RONDELLE PLATE	ROUND HOLE WASHER	6.4 - 24 - 1.2 - CL.8.8	9	2351124050	
14	VIS H À EMBASE	FLANGE HEAD CAP SCREW	M6X25-18 CL. 8.8	11	2700101560	
15	ÉCROU H EMBASE	HEX FLANGE NUT	M6 CL.8	2	2700200500	
16	ÉCROU EMBASE AUTOFREINÉ	FLANGE HEX LOCKNUT	M8 CL.8 ZB	1	2700200440	
17	JOINT À LÈVRE	LIPPED SEAL	S021424	1.28 M	2820308430	
18	RIVET AVEUGLE	BLIND RIVET	TAPD 510 BSLF	11	2421808290	
19	JOINT CAOUTCHOUC	RUBBER SEAL	3 X 10	1.6M	2399002990	

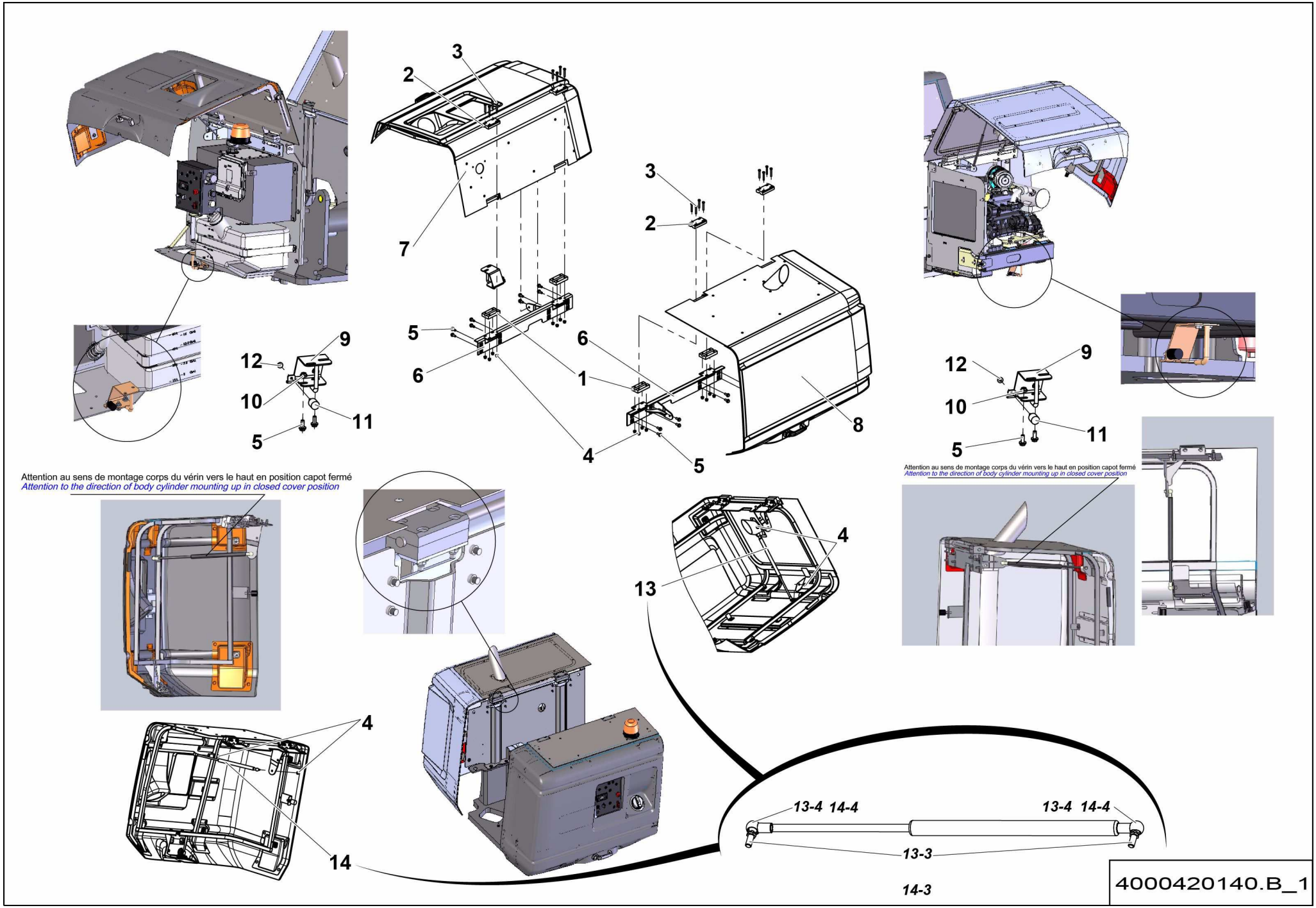
3
2
7
5
6
1
4
5
8
3
2
12
9
10
11
5
12
9
10
11
5
Attention au sens de montage corps du vérin vers le haut en position capot fermé
Attention to the direction of body cylinder mounting up in closed cover position
Attention au sens de montage corps du vérin vers le haut en position capot fermé
Attention to the direction of body cylinder mounting up in closed cover position
4
13
4
14
13-4 14-4
13-4 14-4
13-3
14-3
4000420140.B_1

▲ ENSEMBLE CAPOTAGE
COWLING ASSEMBLY

>02/2016 ◄ **B-130.1** ►

Rep.	Désignation	Designation	Specification	Qty	Code	Up to / jusqu'à
1	EMBASE DE FIXATION	FIXING BASE		4	107P323600	
2	EMBASE DE FIXATION	FIXING BASE		4	107P333580	
3	VIS H	CAP SCREW	M8X55-22 CL.8.8	16	2301231700	
4	ÉCROU EMBASE AUTOFREINÉ	FLANGE HEX LOCKNUT	M8 CL.8 ZB	20	2700200440	
5	VIS H À EMBASE	FLANGE HEAD CAP SCREW	M10X25-25 CL. 8.8	20	4000030190	
6	TÔLE SUPPORT	SHEET METAL SUPPORT		2	4000205060	
7	**CAPOT PUPITRE**	**CONTROL BOX HOOD**		**1**	**4000420150**	**SEE DETAILS**
8	**CAPOT MOTEUR**	**ENGINE HOOD**		**1**	**4000420160**	**SEE DETAILS**
9	DOIGT D'INDEXAGE	INDEXING PIN		2	4000100420	
10	ÉCROU H EMBASE	HEX FLANGE NUT	M10 CL.8	4	2700200310	
11	BUTÉE	STOP	M8 Ø30	2	2421906460	
12	ÉCROU H EMBASE	HEX FLANGE NUT	M8 CL.8 ZB	2	2700200210	
13	VÉRIN À GAZ	GAS CYLINDER	1100 N	1	4000132540	
13-3	*ROTULE*	*SOCKET*		*2*	*4000003400*	
13-4	*EMBOUT À ROTULE*	*BALL JOINT END FITTING*		*2*	*4000003370*	
14	VÉRIN À GAZ	GAS CYLINDER	800 N	1	4000208470	
14-3	*ROTULE*	*SOCKET*		*2*	*4000003400*	
14-4	*EMBOUT À ROTULE*	*BALL JOINT END FITTING*		*2*	*4000003370*	

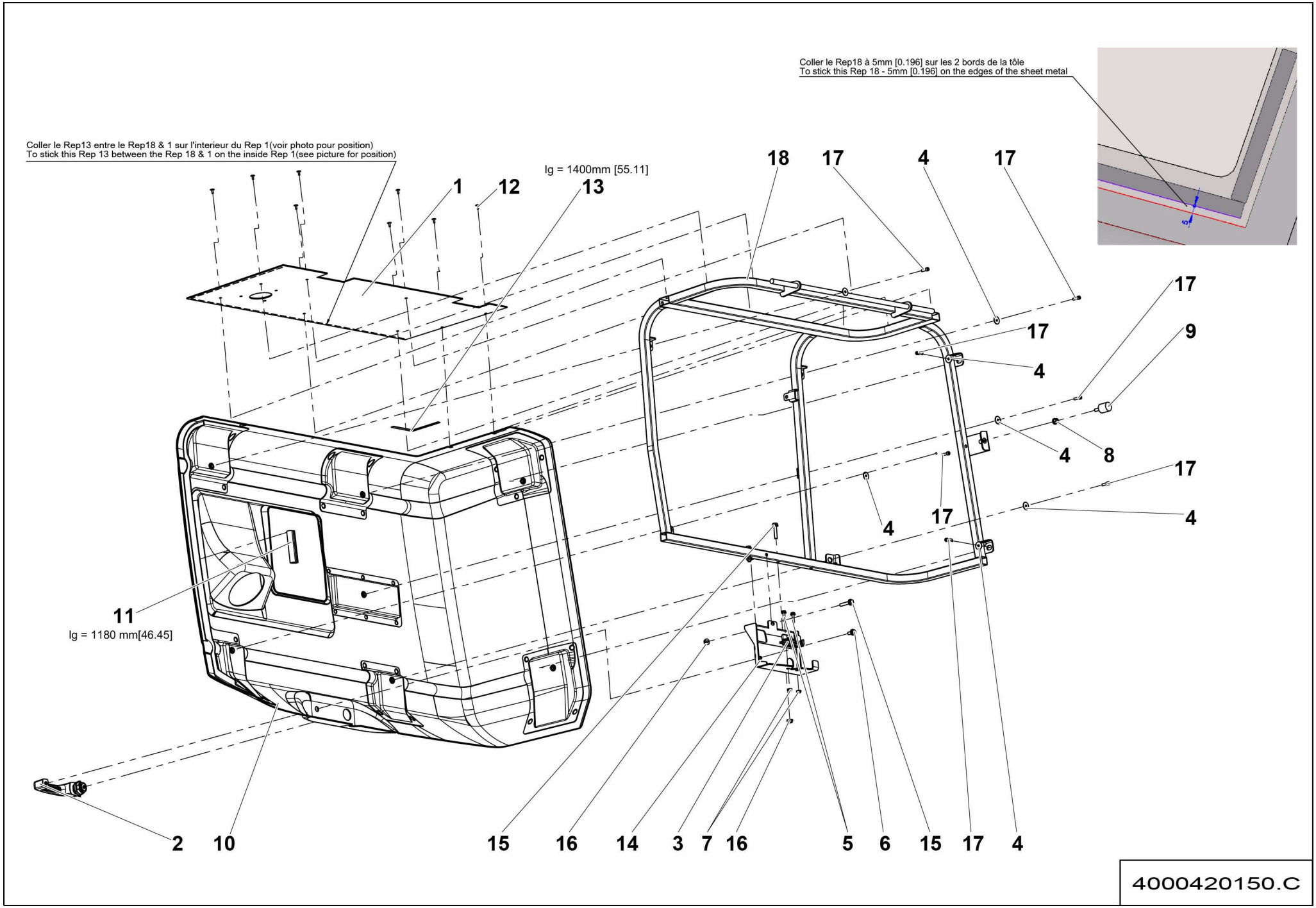
Coller le Rep18 à 5mm [0.196] sur les 2 bords de la tôle
To stick this Rep 18 - 5mm [0.196] on the edges of the sheet metal
Coller le Rep13 entre le Rep18 & 1 sur l'interieur du Rep 1(voir photo pour position)
To stick this Rep 13 between the Rep 18 & 1 on the inside Rep 1(see picture for position)
lg = 1400mm [55.11]
lg = 1180 mm[46.45]
1
12
13
18
17
4
17
17
9
17
4
4
8
17
4
4
17
11
2
10
15
16
14
3
7
16
5
6
15
17
4
4000420150.C

▲ CAPOT PUPITRE
CONTROL BOX HOOD

Rep.	Désignation	Designation	Specification	Qty	Code	Up to / jusqu'à
1	CAPOT TÔLE	SHEET METAL COVER		1	4000420640	
2	POIGNÉE	HANDLE		1	4000099670	
3	SERRURE	LOCK	SIMPLE CLIC	1	4000133780	
4	RONDELLE PLATE	ROUND HOLE WASHER	6.4 - 24 - 1.2 - CL.8.8	7	2351124050	
5	VIS H À EMBASE	FLANGE HEAD CAP SCREW	M6X25-18 CL. 8.8	2	2700101560	
6	VIS H À EMBASE	FLANGE HEAD CAP SCREW	M8X16-16 CL.8.8	1	4000099160	
7	ÉCROU H EMBASE	HEX FLANGE NUT	M6 CL.8	2	2700200500	
8	ÉCROU EMBASE AUTOFREINÉ	FLANGE HEX LOCKNUT	M8 CL.8 ZB	1	2700200440	
9	BUTÉE CYLINDRIQUE	CYLINDRICAL STOP	M8 Ø30	1	2421906460	
10	CAPOT PUPITRE	CONTROL BOX HOOD		1	4000420540	
11	JOINT À LÈVRE	LIPPED SEAL	S021424	1.18 M	2820308430	
12	RIVET AVEUGLE	BLIND RIVET		8	2421808290	
13	JOINT CAOUTCHOUC	RUBBER SEAL	3 X 10	1.4M	2399002990	
14	TÔLE SERRURE PUPITRE	CONTROL BOX LOCKING PLATE		1	4000420410	
15	VIS H À EMBASE	FLANGE HEAD CAP SCREW	M8X40-22 CL. 8.8	3	2700101620	
16	ÉCROU H EMBASE	HEX FLANGE NUT	M8 CL.8	3	2700200300	
17	VIS CHC	SOCKET CAP SCREW	M6X20-20 CL.8.8	7	2308231490	
18	CHÂSSIS	FRAME		1	4000420390	

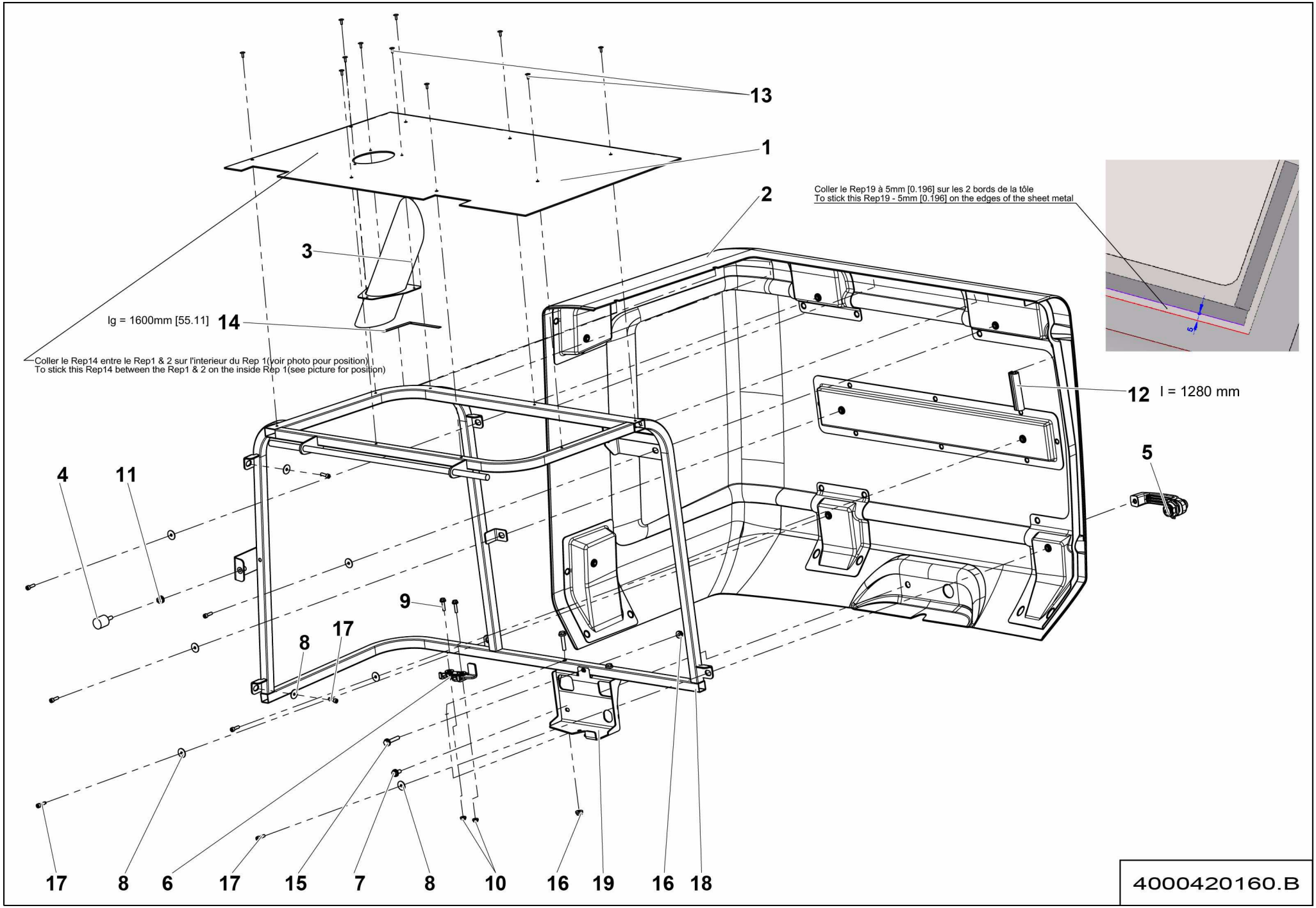
13
1
2
3
lg = 1600mm [55.11] 14
Coller le Rep14 entre le Rep1 & 2 sur l'interieur du Rep 1(voir photo pour position)
To stick this Rep14 between the Rep1 & 2 on the inside Rep 1(see picture for position)
Coller le Rep19 à 5mm [0.196] sur les 2 bords de la tôle
To stick this Rep19 - 5mm [0.196] on the edges of the sheet metal
5
12 l = 1280 mm
4
11
9
8
17
17 8 6 17 15 7 8 10 16 19 16 18
4000420160.B

▲ CAPOT MOTEUR
ENGINE HOOD

Rep.	Désignation	Designation	Specification	Qty	Code	Up to / jusqu'à
1	CAPOT TÔLE	SHEET METAL COVER		1	4000420290	
2	CAPOT MOTEUR	ENGINE HOOD		1	4000420180	
3	TÔLE DE GUIDAGE	GUIDE PLATE	ÉCHAPPEMENT / EXHAUST	1	4000134290	
4	BUTÉE CYLINDRIQUE	CYLINDRICAL STOP	M8 Ø30	1	2421906460	
5	POIGNÉE	HANDLE		1	4000099670	
6	SERRURE	LOCK	SIMPLE CLIC	1	4000133780	
7	VIS H À EMBASE	FLANGE HEAD CAP SCREW	M8X16-16 CL.8.8	1	4000099160	
8	RONDELLE PLATE	ROUND HOLE WASHER	6.4 - 24 - 1.2 - CL.8.8	8	2351124050	
9	VIS H À EMBASE	FLANGE HEAD CAP SCREW	M6X25-18 CL. 8.8	2	2700101560	
10	ÉCROU H EMBASE	HEX FLANGE NUT	M6 CL.8	2	2700200500	
11	ÉCROU EMBASE AUTOFREINÉ	FLANGE HEX LOCKNUT	M8 CL.8 ZB	1	2700200440	
12	JOINT À LÈVRE	LIPPED SEAL	S021424	1.28 M	2820308430	
13	RIVET AVEUGLE	BLIND RIVET	TAPD 510 BSLF	11	2421808290	
14	JOINT CAOUTCHOUC	RUBBER SEAL	3 X 10	1.6M	2399002990	
15	VIS H À EMBASE	FLANGE HEAD CAP SCREW	M8X40-22 CL. 8.8	3	2700101620	
16	ÉCROU H EMBASE	HEX FLANGE NUT	M8 CL.8	3	2700200300	
17	VIS CHC	SOCKET CAP SCREW	M6X20-20 CL.8.8	8	2308231490	
18	CHÂSSIS	FRAME		1	4000420170	
19	TÔLE SUPPORT	SHEET METAL SUPPORT		1	4000420310	

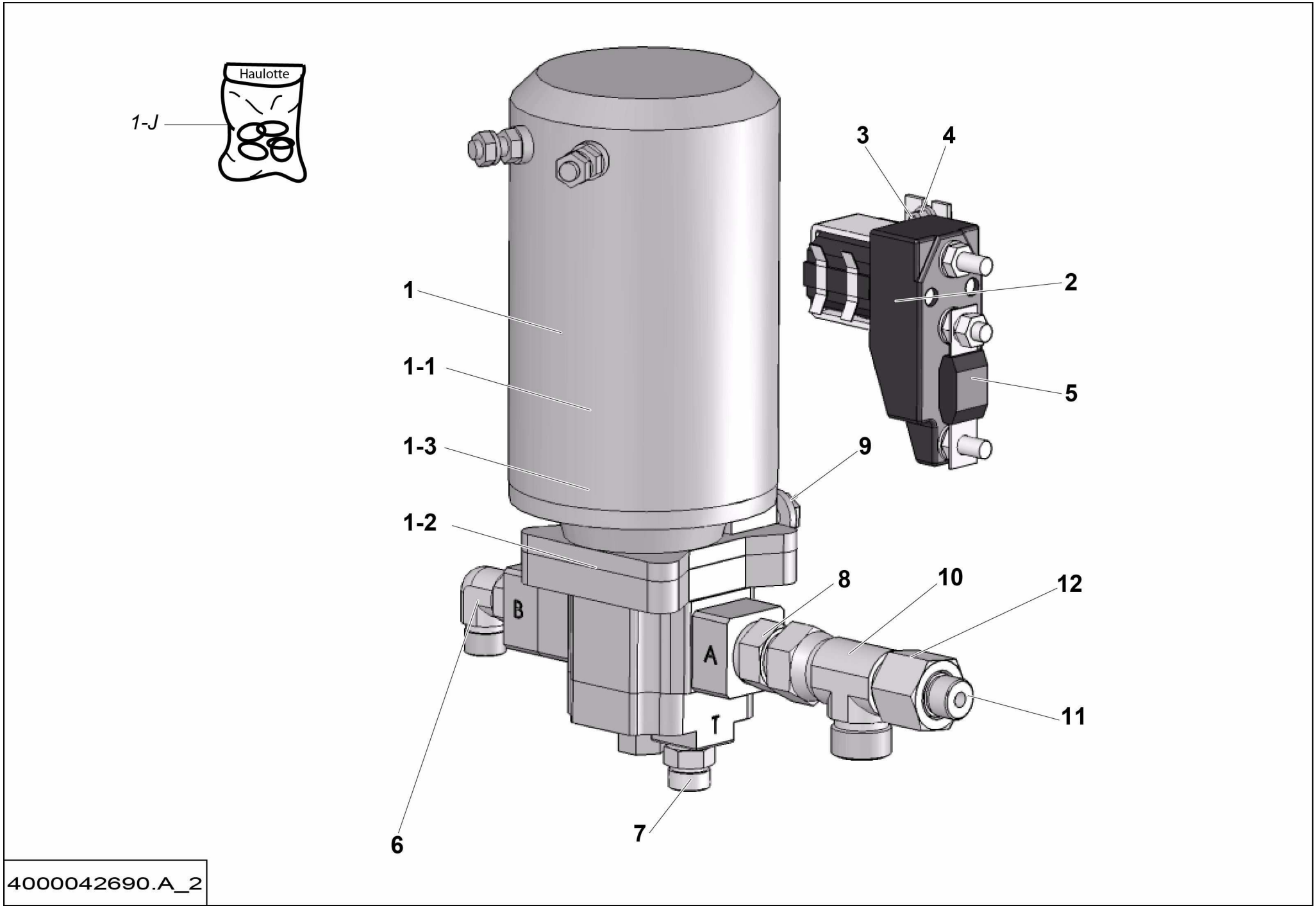
Haulotte
1-J
1
1-1
1-3
1-2
2
3
4
5
6
7
8
9
10
11
12
B
A
T
4000042690.A_2

▲ ENSEMBLE COMMANDE SECOURS
EMERGENCY CONTROL ASSEMBLY

Rep.	Désignation	Designation	Specification	Qty	Code	Up to / jusqu'à
1	GROUPE ELECTRO-POMPE		S5816	1	2440704150	
1-1	*POMPE*	*PUMP*		*1*	*4000317240*	
1-2	*MOTEUR*	*MOTOR*		*1*	*4000317220*	
1-3	*CHARBON*	*BRIUSHES*		*1*	*4000317230*	
1-J	*JOINT TORIQUE*	*O-RING*		*1*	*2421003400*	
2	CONTACTEUR DE PUISSANCE	POWER SWITCH		1	2901010640	
3	VIS H	ELECTROPOMPECAP SCREW	M5X16-16 CL.8.8	2	2331231210	
4	ÉCROU EMBASE AUTOFREINÉ	FLANGE HEX LOCKNUT	M5 CL.8 ZB	2	2700200420	
5	FUSIBLE	FUSE	250A	1	2440602480	
6	COUDE MÂLE	MALE EVEN BEND	3/8'BSPP/11/16 90°	1	2369112660	
7	UNION MÂLE	MALE UNION	1/4 BSPP 11/16-16 UNF ORFS	1	2501000570	
8	UNION MÂLE	MALE UNION	3/8"BSPP- 1"-14 ORFS ORFS	1	2501001900	
9	VIS H À EMBASE	FLANGE HEAD CAP SCREW	M10X16-16 CL. 8.8	2	2700101650	
10	TÉ ORIENTABLE RENVERSÉ	REVERSE SWIVELLING TEE	1'	1	2369112240	
11	RÉDUCTION	REDUCTION		1	2501001050	
12	ÉCROU RACCORD	NUT CONNECTOR		1	2501001060	

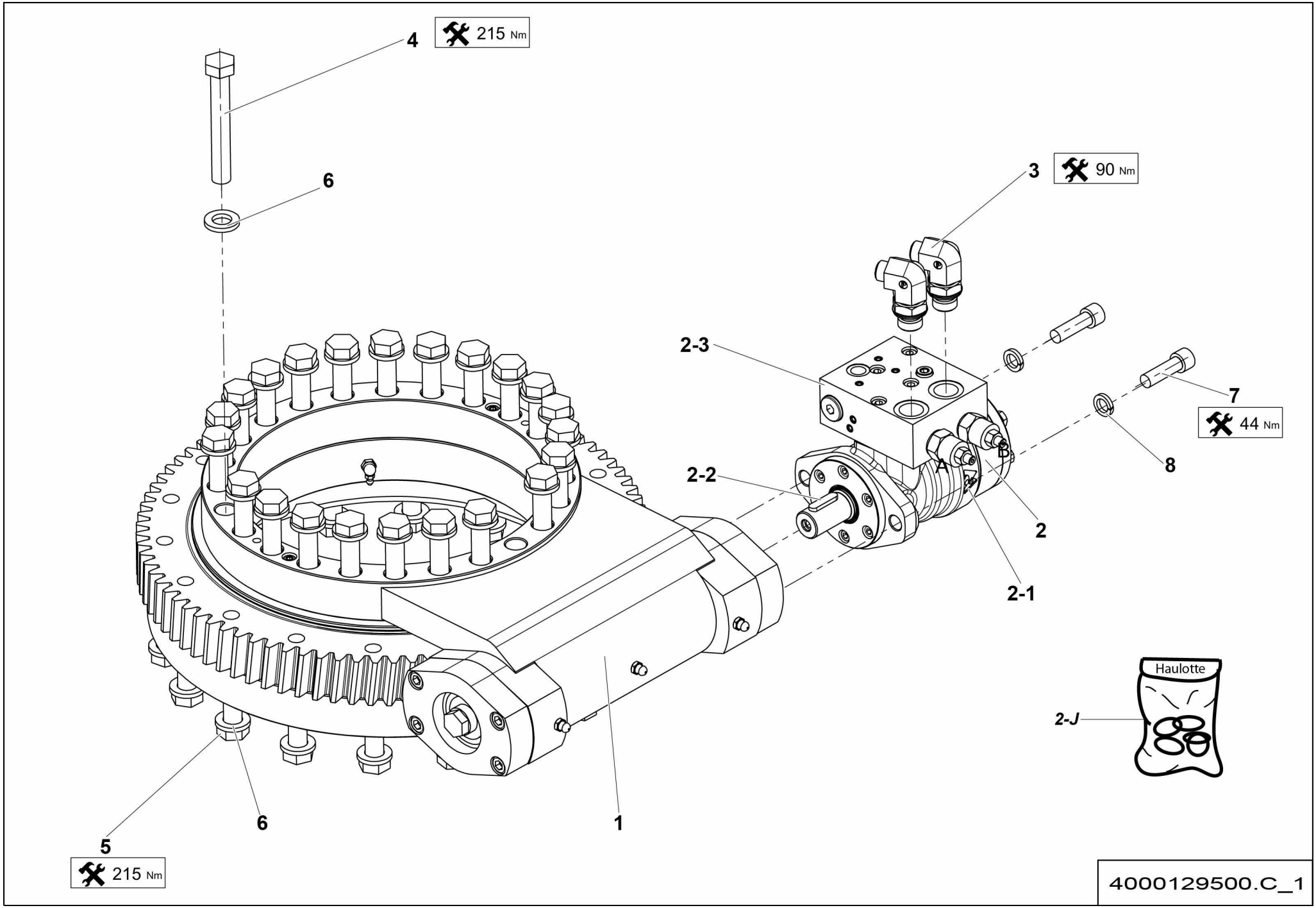
4
215 Nm
6
3
90 Nm
2-3
7
44 Nm
8
2-2
A
B
2
2-1
Haulotte
2-J
6
1
5
215 Nm
4000129500.C_1

▲ ENSEMBLE COURONNE ORIENTATION 14INCH
SLEW BEARING ASSEMBLY

Rep.	Désignation	Designation	Specification	Qty	Code	Up to / jusqu'à
1	COURONNE	RING	14 INCH	1	4000129510	
2	MOTEUR HYDRAULIQUE À ENGRENAGES	GEAR HYDRAULIC MOTOR	MR160 + VALVES	1	4000201420	
2-1	*MOTEUR HYDRAULIQUE À ENGRENAGES*	*GEAR HYDRAULIC MOTOR*		*1*	*4000207360*	
2-2	*CLAVETTE*	*KEY*	*A8X7X32*	*1*	*4000207330*	
2-3	*BLOCK VALVE*	*VALVE BLOCK*		*1*	*4000207380*	
2-J	*POCHETTE DE JOINTS*	*SEAL KIT*		*1*	*4000046540*	
3	COUDE MÂLE	MALE EVEN BEND	1-2BSPP 11-16ORFS 90° ORFS	2	2501003610	
4	VIS H	CAP SCREW	M16X110-38 CL.10.9	23	2331239400	
5	VIS H	CAP SCREW	M16X100-38 CL.10.9	18	2331239450	
6	RONDELLE PLATE	ROUND HOLE WASHER	HV 16	41	2351902910	
7	VIS CHC	SOCKET CAP SCREW	M12X40-40 CL.8.8	2	2308232130	
8	RONDELLE ÉLASTIQUE	SPRING WASHER	W 12	2	2351201100	

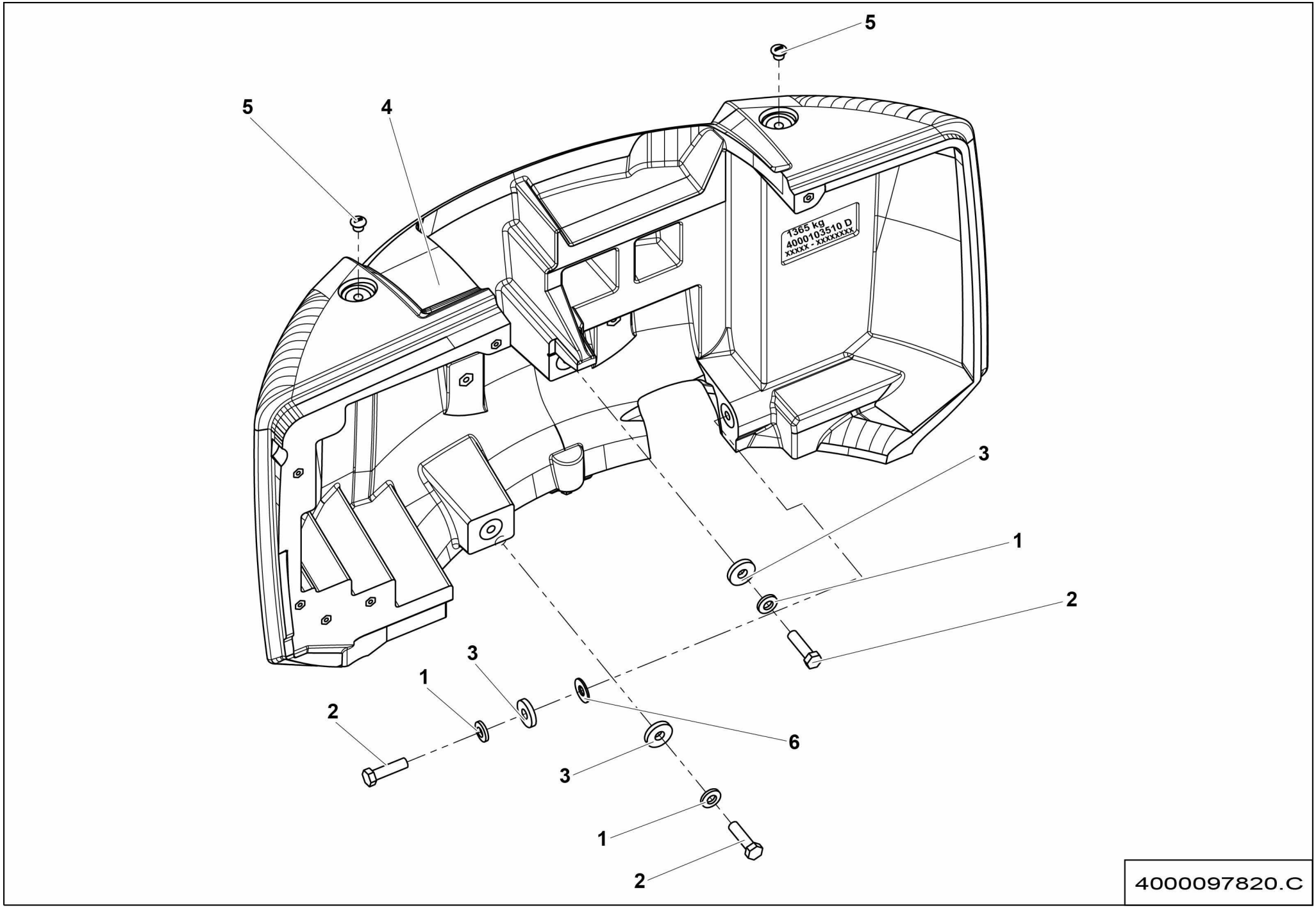
5
5
4
1365 kg
4000103510 D
xxxxx - xxxxxxxx
3
1
2
3
1
2
6
3
1
2
4000097820.C

▲ ENSEMBLE CONTREPOIDS HA16 RTJ - HA46 RTJ O / RTJ PRO
COUNTERWEIGHT ASSEMBLY

◀ B-260A/ D/E ▶

Rep.	Désignation	Designation	Specification	Qty	Code	Up to / jusqu'à
1	RONDELLE BELLEVILLE	BELLEVILLE WASHER	TREP 4L D24	3	2351901310	
2	VIS H	CAP SCREW	M24X90-54 CL.8.8	3	2301233210	
3	RONDELLE	WASHER	Ø25/68 12	3	178D158570	
4	**CONTREPOIDS MOULÉ**	**MOULDED COUNTERWEIGHT**		**1**	**4000103510**	**SEE DETAILS**
5	BOUCHON DE PROTECTION	PROTECTIVE CAP		2	2420204740	
6	RONDELLE PLATE	ROUND HOLE WASHER	25 - 60 - 4 - CL.8.8	1	2351113170	

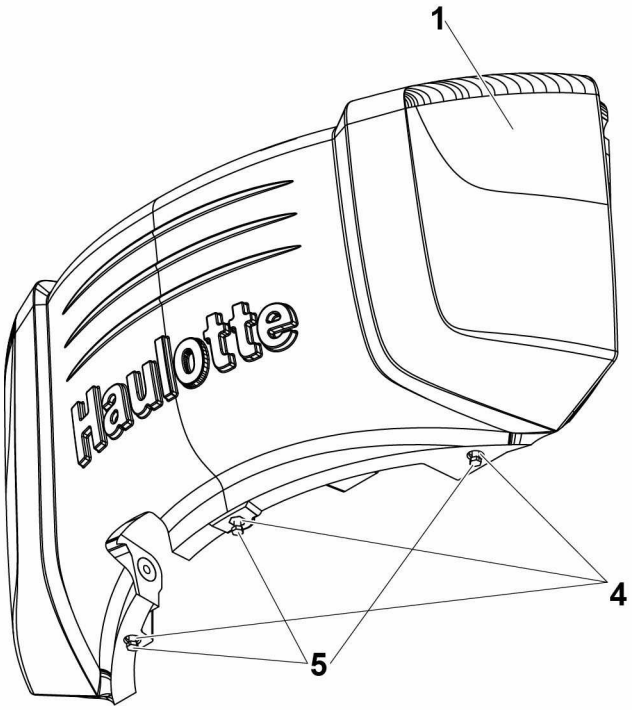

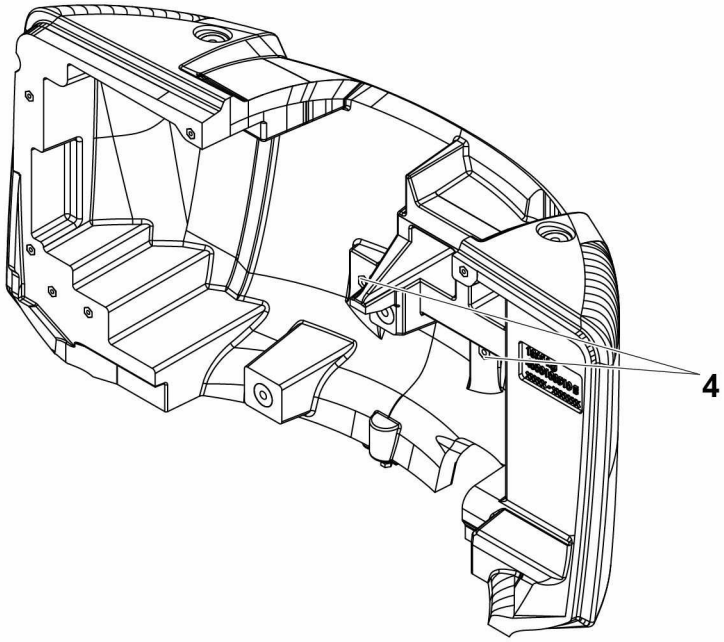

4000103510.E

▲ CONTREPOIDS MOULÉ
MOULDED COUNTERWEIGHT

Rep.	Désignation	Designation	Specification	Qty	Code	Up to / jusqu'à
1	CONTREPOIDS MOULÉ	MOULDED COUNTERWEIGHT		1	4000103520	
4	INSERT	INSERT	M16	5	4000098890	
5	VIS H	CAP SCREW	M16X80-38 CL.8.8	3	2301232430	

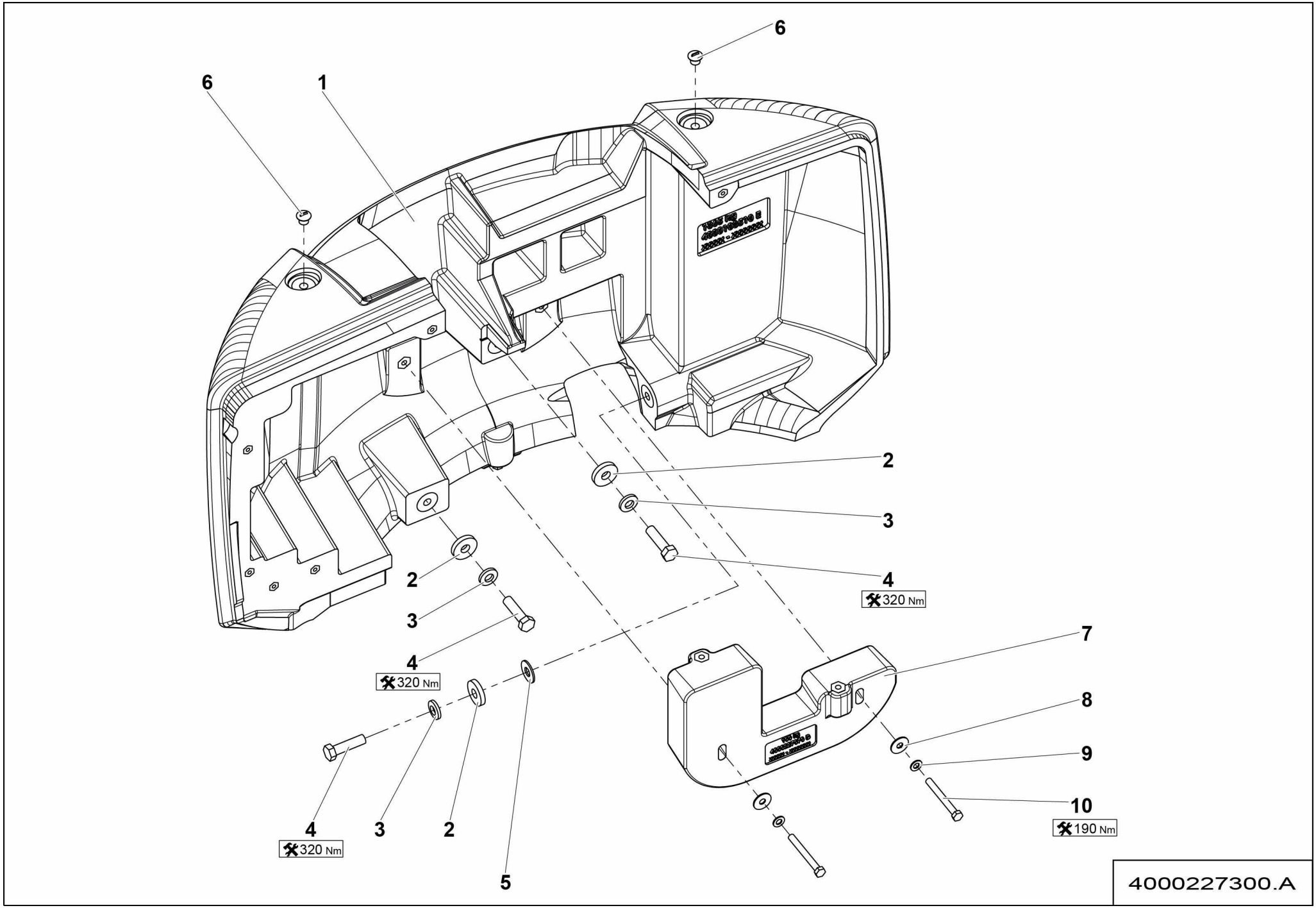
6
6
1
2
3
4
320 Nm
2
3
4
320 Nm
7
8
9
10
190 Nm
4
320 Nm
3
2
5
4000227300.A

▲ ENSEMBLE CONTREPOIDS / COUNTERWEIGHT ASSEMBLY — HA16 RTJ O - HA16 RTJ PRO

Rep.	Désignation	Designation	Specification	Qty	Code	Up to / jusqu'à
1	**CONTREPOIDS**	**COUNTERWEIGHT**		**1**	**4000103510**	**SEE DETAILS PAGE 153**
2	RONDELLE	WASHER	Ø25/68 12	3	178D158570	
3	RONDELLE BELLEVILLE	BELLEVILLE WASHER	TREP 4L D24	3	2351901310	
4	VIS H	CAP SCREW	M24X90-54 CL.8.8	3	2301233210	
5	RONDELLE PLATE	ROUND HOLE WASHER	25 - 60 - 4 - CL.8.8	1	2351113170	
6	BOUCHON DE PROTECTION	PROTECTIVE CAP		2	2420204740	
7	CONTREPOIDS ADDITIONNEL	ADDITIONAL COUNTERWEIGHTS		1	4000227070	
8	RONDELLE PLATE	ROUND HOLE WASHER	17 - 50 - 3 - CL.8.8	2	2351124130	
9	RONDELLE ÉLASTIQUE	SPRING WASHER	CS M 16 ZB	2	2351902800	
10	VIS H	CAP SCREW	M16X140-44 CL.10.9	2	2301242500	

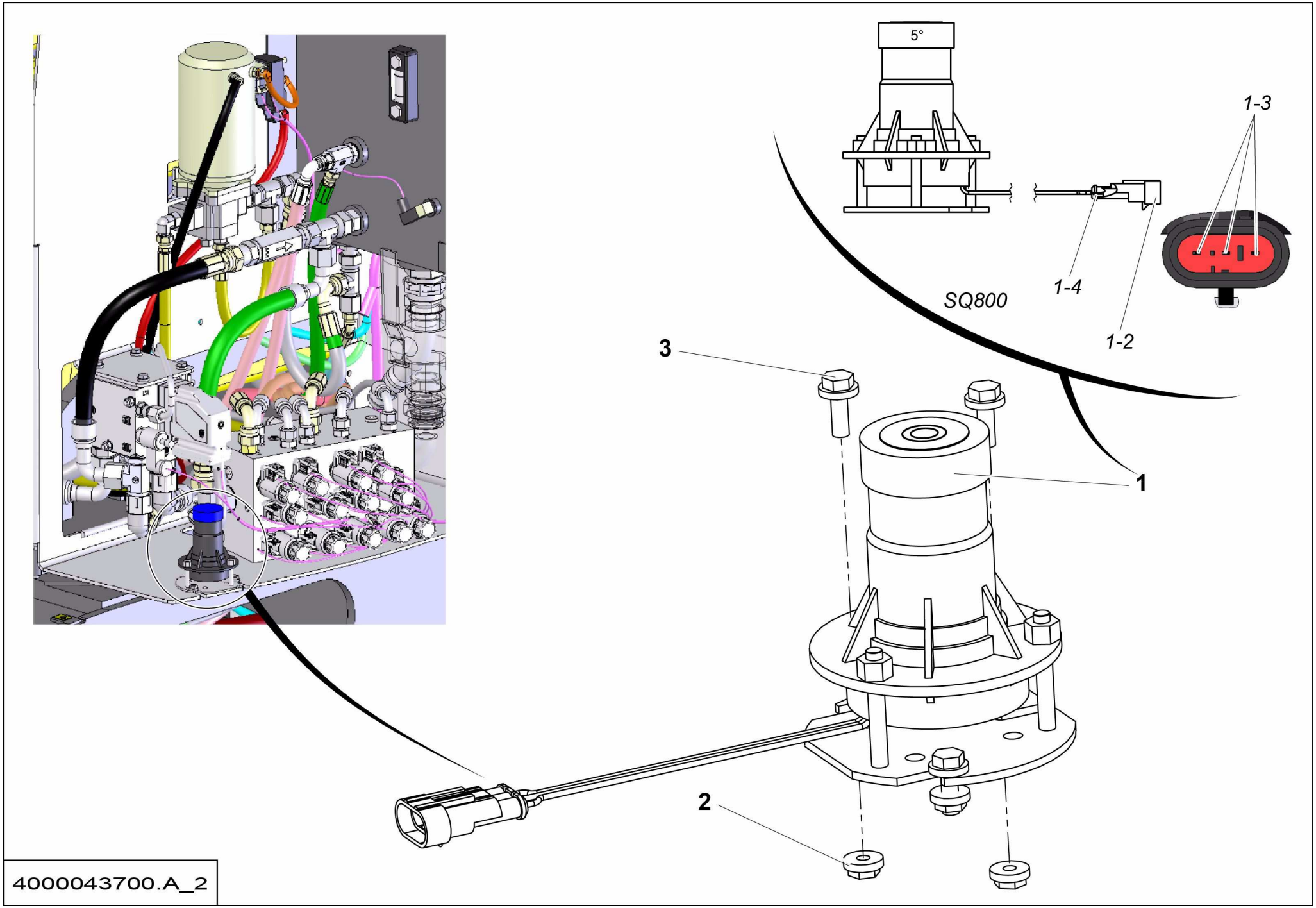
5°
1-3
1-4
1-2
SQ800
3
1
2
4000043700.A_2

▲ ENSEMBLE DÉVERS
TILT ASSEMBLY

◀ B-300 ▶

Rep.	Désignation	Designation	Specification	Qty	Code	Up to / jusqu'à
1	DÉTECTEUR DE DÉVERS	SLOPE SENSOR	5° BLEU / BLUE	1	2901016260	
1-2	*CONNECTEUR*	*CONNECTOR*	*FEMELLE / FEMALE 3 VOIES / WAYS*	*1*	*2901009860*	
1-3	*CONTACT MÂLE*	*MALE CONTACT*	*TYPE LANGUETTE*	*1*	*2901009870*	
1-4	*JOINT D'ÉTANCHÉITÉ*	*SEALING RING*	*SUPERSEAL 1.5*	*1*	*2901000810*	
2	ÉCROU H EMBASE	HEX FLANGE NUT	M6 CL.8	3	2700200500	
3	VIS H À EMBASE	FLANGE HEAD CAP SCREW	M6X16-16 CL. 8.8	3	2700102090	

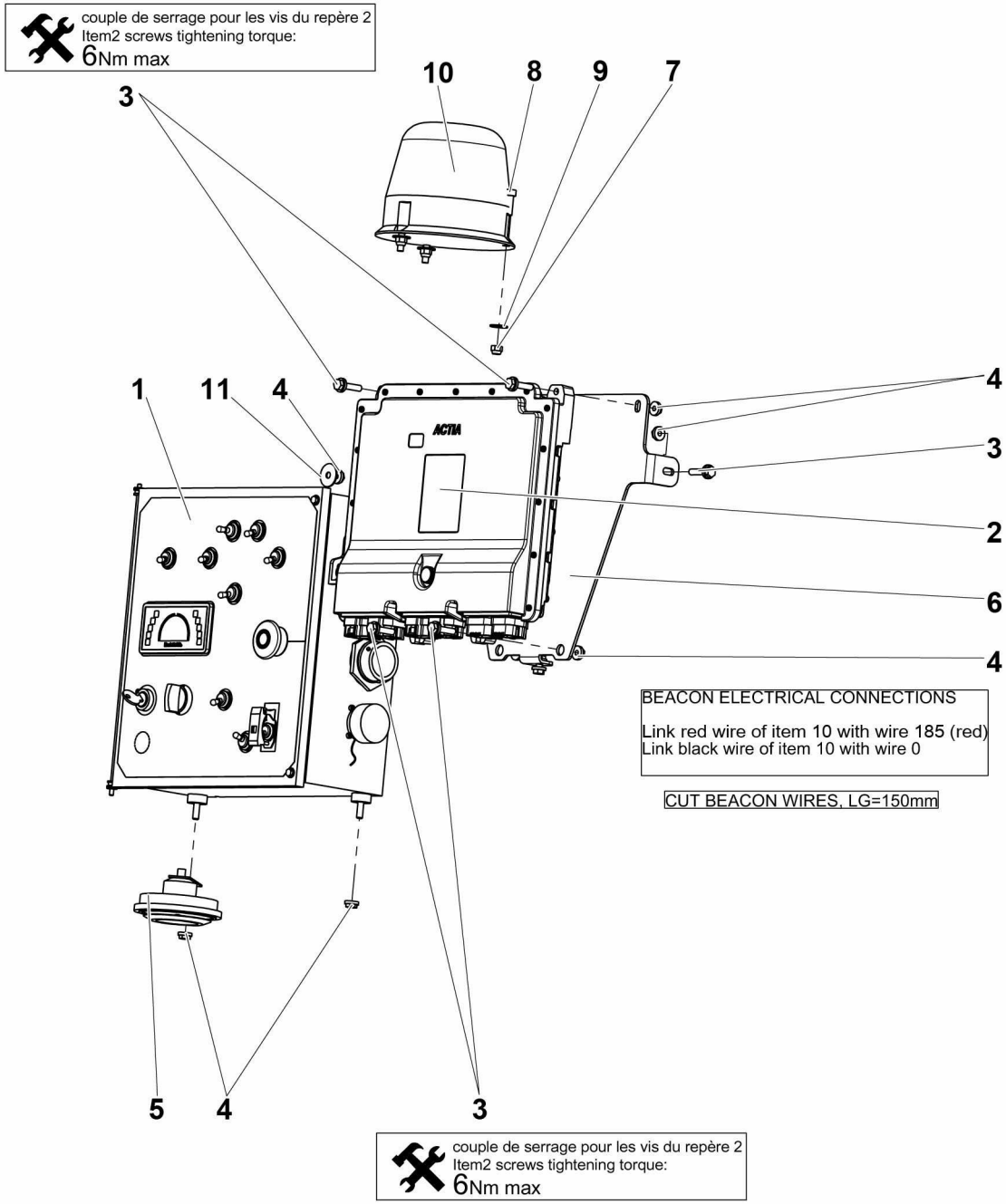

BEACON ELECTRICAL CONNECTIONS

Link red wire of item 10 with wire 185 (red)
Link black wire of item 10 with wire 0

CUT BEACON WIRES, LG=150mm

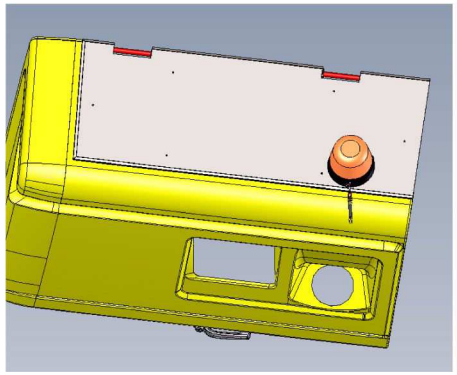

BEACON SET UP

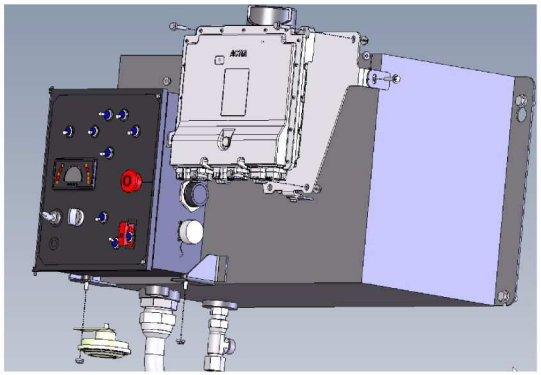

LCB, HORN AND SPU SET UP

4000032370.E

▲ ENSEMBLE ÉLECTRICITÉ
POWER SUPPLY SECTION

<02/2016

◀ B-320 ▶

Rep.	Désignation	Designation	Specification	Qty	Code	Up to / jusqu'à
1	**PUPITRE BAS**	**LOWER PANEL**		**1**	**4000032300**	**SEE DETAILS**
2	CALCULATEUR	COMPUTER		1	4000029800	
3	VIS H À EMBASE	FLANGE HEAD CAP SCREW	M6X25-18 CL. 8.8	7	2700101560	
4	ÉCROU H EMBASE	HEX FLANGE NUT	M6 CL.8	10	2700200500	
5	AVERTISSEUR KLAXON	HORN (WARNING SIGNAL)	12 V 400HE	1	2440103130	
6	TÔLE SUPPORT	SHEET METAL SUPPORT		1	4000102450	
7	ÉCROU AUTOFREINÉ	SELF-LOCKED NUT	M6 CL. 8	3	2349221490	
8	VIS CHC	SOCKET CAP SCREW	M6X20-20 CL.8.8	3	2308231490	
9	RONDELLE PLATE	ROUND HOLE WASHER	6.4 - 18 - 1.2 - CL.8.8	3	2351123050	
10	GYROPHARE	FLASHING BEACON	23W 12V	1	4000136630	
11	RONDELLE PLATE	ROUND HOLE WASHER	6.4 - 24 - 1.2 - CL.8.8	7	2351124050	

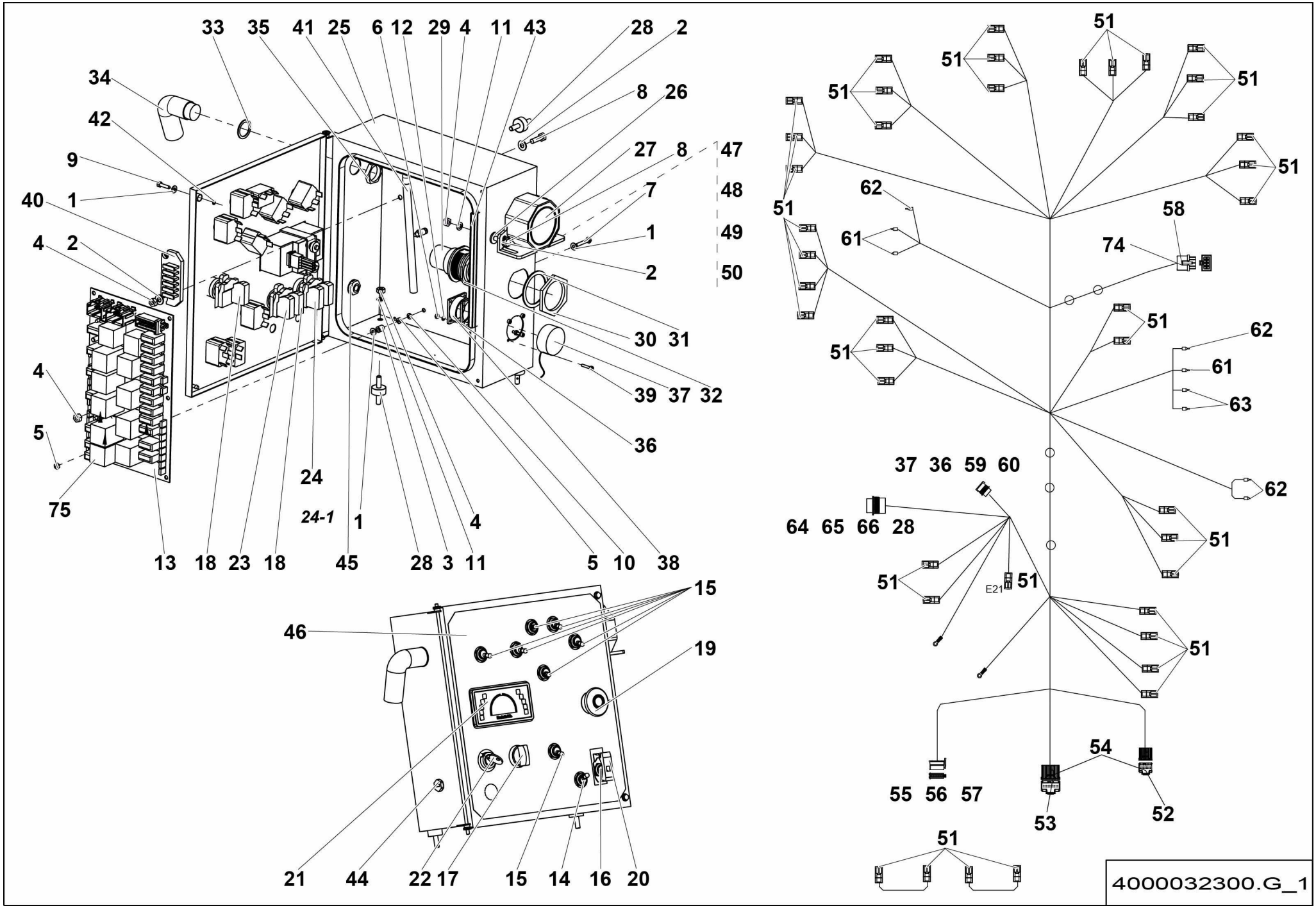
33 35 41 25 6 12 29 4 11 43 28 2
34
8 26
42
27 8 47
9
7 48
40 1
1 49
4 2
2 50
30 31
4
39 37 32
5
36
24
75
24-1
1
4
13 18 23 18 45 28 3 11 5 10 38
15
46
19
21 44 22 17 15 14 16 20
51
62
58
61
74
63
37 36 59 60
64 65 66 28
E21
54
55 56 57
53
52
4000032300.G_1

▲ PUPITRE BAS
LOWER PANEL

Rep.	Désignation	Designation	Specification	Qty	Code	Up to / jusqu'à
1	RONDELLE PLATE	ROUND HOLE WASHER	4.3 - 10 - 0.8 - CL.8.8	14	2351112030	
2	RONDELLE PLATE	ROUND HOLE WASHER	6.4 - 14 - 1.2 - CL.8.8	6	2351112050	
3	ENTRETOISE	SPACER	Ø4.2 Ø8 LG 9	6	2440501360	
4	ÉCROU H	HEX NUT	M6 CL. 8	8	2341221050	
5	ÉCROU H	HEX NUT	M4 CL. 8	12	2341221030	
6	ÉCROU H	HEX NUT	M3 CL. 8	4	2341221010	
7	VIS H	CAP SCREW	M4X25-14 CL.8.8	6	2301231250	
8	VIS H	CAP SCREW	M6X20-20 CL.8.8	4	2331231330	
9	VIS H	CAP SCREW	M4X16-16 CL.8.8	2	2301231210	
10	RONDELLE DENT EXTÉRIEUR	OVERLAP TOOTH WASHER	4.3 - 8 - 0.9 - CL.8.8	6	2351301050	
11	RONDELLE DENT EXTÉRIEUR	OVERLAP TOOTH WASHER	6.4 - 11 - 1.1 - CL.8.8	5	2351301070	
12	RONDELLE DENT EXTÉRIEUR	OVERLAP TOOTH WASHER	3.2 - 6 - 0.7 - CL.8.8	4	2351301030	
13	CARTE RELAIS FUSIBLE	FUSES RELAYS CARD	PCB	1	2901016550	
14	INTER. UNIPOLAIRE LEVIER	SINGLE-POLE TOGGLE SWITCH		1	2440901650	
15	INTER. UNIPOLAIRE LEVIER	SINGLE-POLE TOGGLE SWITCH		7	2440901620	
16	INTER. BIPOLAIRE LEVIER	DOUBLE-POLE TOGGLE SWITCH		1	2440901600	
17	TÊTE DE BOUTON TOURNANT	TURN KNOB HEAD	SELECTOR 2 POS FIX	1	4000001790	
18	CORPS COMPLET	CONTACT BLOCK		2	2440314420	
19	BOUTON COUP DE POING	MUSHROOM BUTTON		1	2442009770	
20	CACHE DE SECURITÉ	SAFETY COVER		1	2901007220	
21	AFFICHEUR	DISPLAY		1	2901016180	
22	BOUTON TOURNANT A CLEF	ROTARY KNOB WITH KEY		1	2442009750	
23	CONTACT AUXILIAIRE	AUXILIARY CONTACTOR		1	2440318780	
24	CORPS COMPLET	CONTACT BLOCK	CONTACT 2 -F	1	2440314390	
24-1	*CONTACT AUXILIAIRE*	*AUXILIARY CONTACTOR*		*1*	*2440318780*	
25	BOÎTIER MÉTALLIQUE	METAL CASE		1	4000032310	

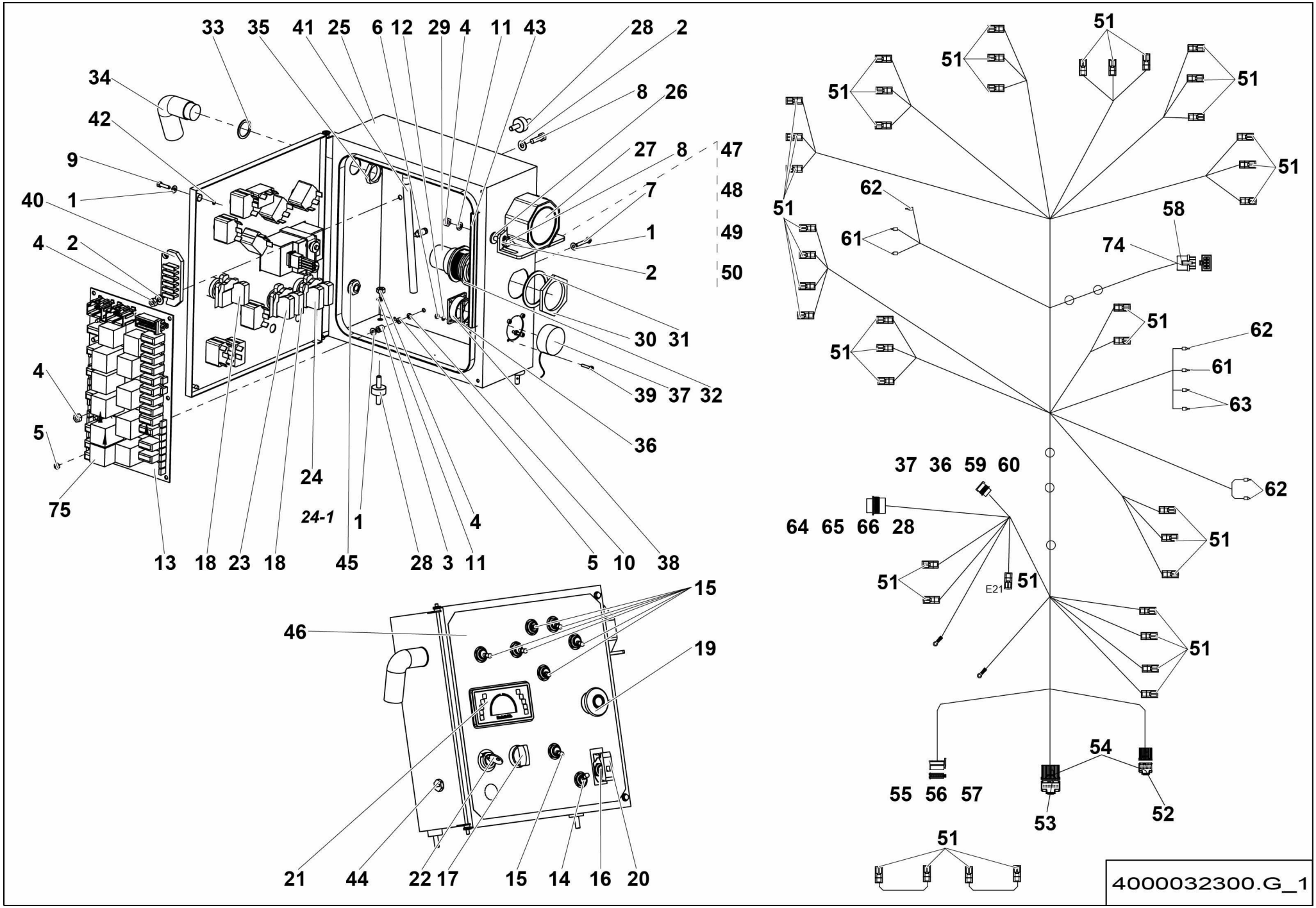
33 35 41 25 6 12 29 4 11 43 28 2
34
8 26
42
27 8 47
9
7 48
40 1
1 49
4 2
2 50
30 31
4
39 37 32
5
36
24
75
24-1
1
4
13 18 23 18 45 28 3 11 5 10 38
15
46
19
21 44 22 17 15 14 16 20
51
62
58
61
74
63
37 36 59 60
64 65 66 28
E21
54
55 56 57
53
52
4000032300.G_1

▲ PUPITRE BAS
LOWER PANEL

Rep.	Désignation	Designation	Specification	Qty	Code	Up to / jusqu'à
26	JOINT D'ÉTANCHÉITÉ	SEALING WASHER	M6	2	4000040360	
27	AVERTISSEUR KLAXON	HORN (WARNING SIGNAL)	S020133	1	2440103200	
28	AMORTISSEUR DE VIBRATION	VIBRATION DAMPER	Ø20 X 8.5 + 2 M6X16.5	3	2326011550	
29	CONNECTEUR	CONNECTOR	47 VOIES / WAYS	1	4000032320	
30	ÉCROU PANNEAU DE HDP	PANEL NUT FOR HDP	SERIE SIZE 24	1	4000024520	
31	RONDELLE D'ARRET PANNEAU DE HDP	PANEL LOCKWASHER FOR HDP	SERIE SIZE 24	1	4000024540	
32	JOINT PLAT	GASKET	SIZE 24	1	4000024500	
33	JOINT	SEAL	PG16	1	2901009970	
34	ADAPTATEUR	ADAPTOR	PG16	1	4000001800	
35	ÉCROU DE PRESSE-ÉTOUPE	GLAND NUT	PG16 NOIR / BLACK	1	4000001810	
36	JOINT PLAT	GASKET		1	4000023240	
37	BOUCHON DE PROTECTION	PROTECTIVE CAP		1	4000003070	
38	EMBASE CONNECTEUR	CONNECTOR BASE	DIAG	1	4000001740	
39	VIS CHC	SOCKET CAP SCREW	M3X16-16 CL.8.8	4	4000019470	
40	PORTE FUSIBLE	FUSE HOLDER	S020070	1	2901002190	
41	FAISCEAU	LOOM	INTERNE LCB	1	4000032290	
42	JOINT TORIQUE	O-RING	Ø 3.5 MM	2	2326015820	
43	JOINT À LÈVRE	LIPPED SEAL	CLIP	1	4000024560	
44	BOUCHON PRESSE-ÉTOUPE	GLAND PLUG	PG9	1	2440206070	
45	CONTRE-ÉCROU	LOCK NUT	CE 9M	1	2440314090	
46	ÉTIQUETTE	LABEL	PUPITRE TOURELLE TURNTABLE CONTROL BOX	1	4000034020	
47	SCELLÉS DE PLASTIQUE	PLASTIC SEAL		1	4000060890	
48	PRISE	PLUG SOCKET	2 VOIES / WAYS	1	2901013940	
49	ACCESSOIRE	ACCESSORIES	WEDGELOCK	1	4000030330	
50	COSSE	LUG		2	4000173700	
51	CAPUCHON	CAP		41	2901013870	

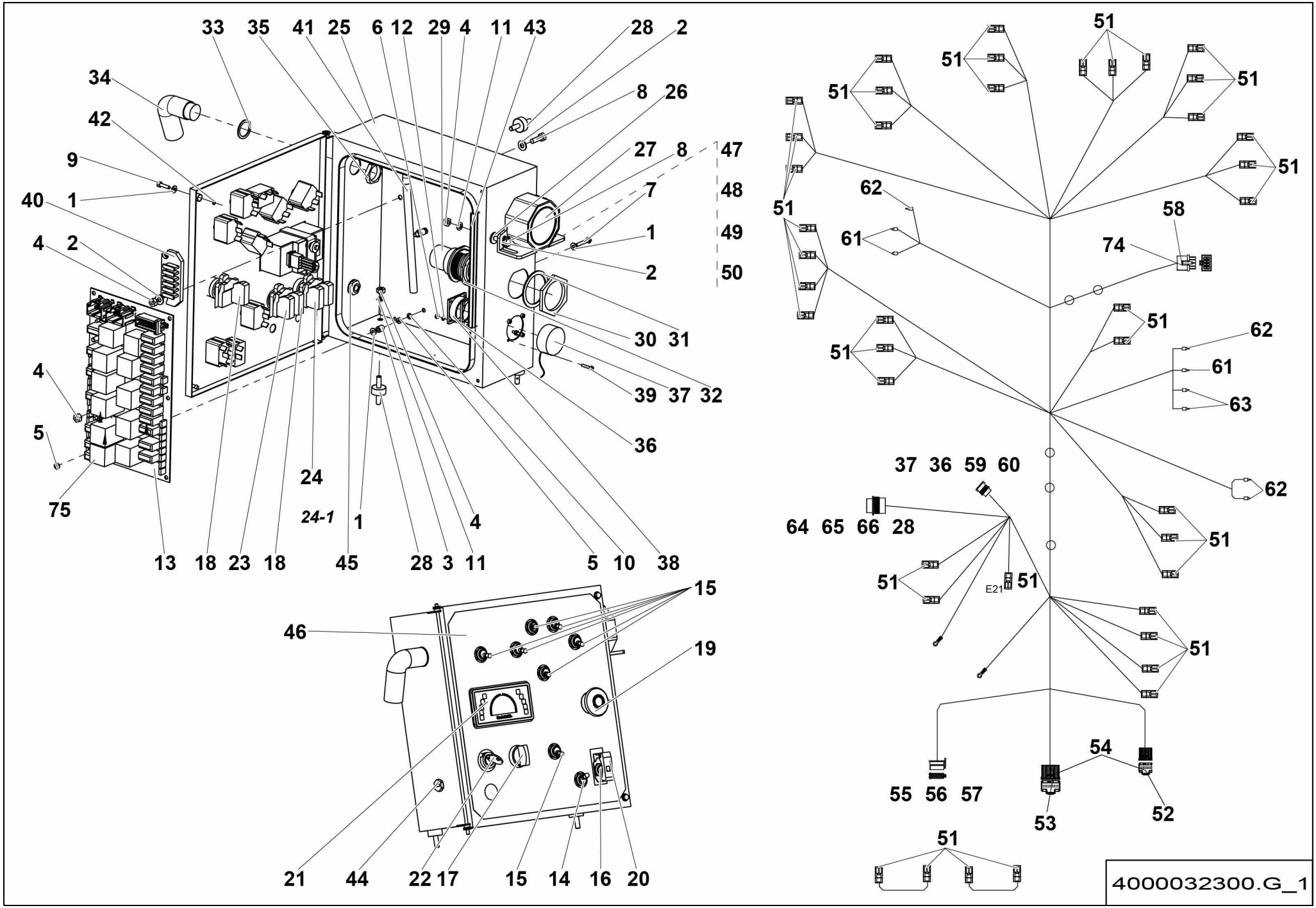
33 35 41 25 6 12 29 4 11 43 28 2
34
8 26
42
27 8 47
9
7 48
40 1
1 49
4 2
2 50
30 31
4
39 37 32
5
36
75
24
24-1
1
4
13 18 23 18 45 28 3 11 5 10 38
15
46
19
21 44 22 17 15 14 16 20
51
62
58
61
74
63
37 36 59 60
64 65 66 28
E21
54
55 56 57
53
52
4000032300.G_1

▲ PUPITRE BAS
LOWER PANEL

Rep.	Désignation	Designation	Specification	Qty	Code	Up to / jusqu'à
52	CONNECTEUR	CONNECTOR		1	4000136520	
53	CONNECTEUR	CONNECTOR		1	4000136530	
54	CONTACT	CONTACT		17	4000136550	
55	CONNECTEUR	CONNECTOR	14W J2	1	4000173590	
56	COSSE	LUG	2.5	2	4000173600	
57	COSSE	LUG	1	5	4000173610	
58	COSSE	LUG		5	4000135770	
60	COSSE	LUG		3	4000213080	
61	EMBOUT DE CÂBLAGE	CABLE END	1.5²	2	2901014480	
62	EMBOUT DE CÂBLAGE	CABLE END	0.5² BLANC / WHITE	5	2901014500	
63	EMBOUT DE CÂBLAGE	CABLE END	ROUGE / RED	2	2440502250	
64	COSSE	LUG	FEMELLE / FEMALE	41	2901009240	
65	BOUCHON D'ÉTANCHÉITÉ	SEALING PLUG		2	4000207120	
66	OBTURATEUR	SEAL	ROUGE / RED	1	2901014340	
67	CONNECTEUR	CONNECTOR	16W J3	1	4000136520	
68	CONNECTEUR	CONNECTOR	20W J1	1	4000136530	
69	CONTACT	CONTACT		17	4000136550	
70	CONNECTEUR	CONNECTOR	14W J2	1	4000173590	
71	COSSE	LUG	1	5	4000173610	
72	COSSE	LUG		4	4000137700	
73	COSSE	LUG	PIN SIZE 20	3	4000132200	
74	CONNECTEUR	CONNECTOR		1	4000328690	
75	RELAIS	RELAY		9	2441801570	

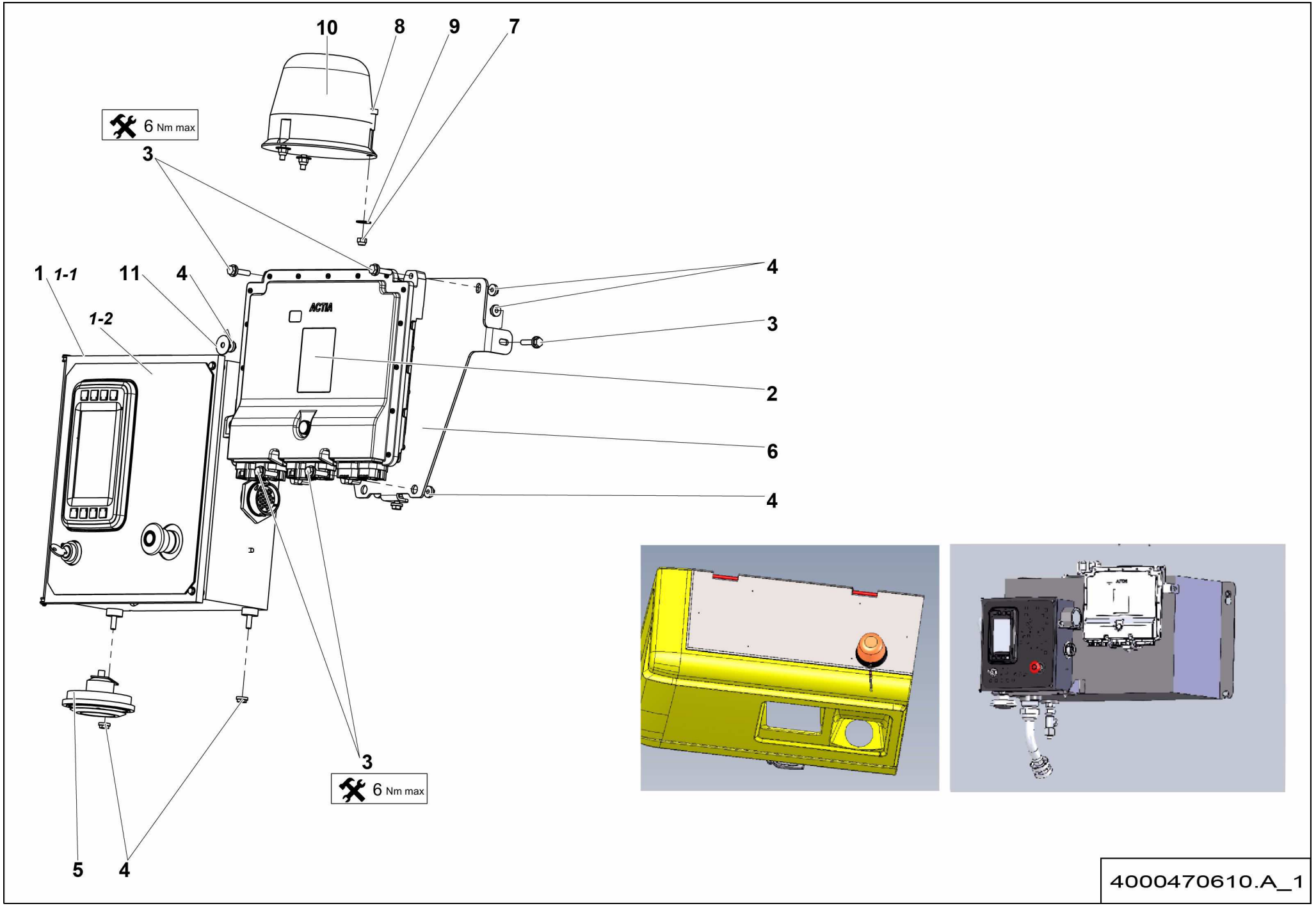
10
8
9
7
6 Nm max
3
1
1-1
11
4
1-2
ACTIA
4
3
2
6
4
3
6 Nm max
5
4
4000470610.A_1

▲ ENSEMBLE ÉLECTRICITÉ
POWER SUPPLY SECTION

>02/2016

◄ B-320.1 ►

Rep.	Désignation	Designation	Specification	Qty	Code	Up to / jusqu'à
1	PUPITRE BAS	LOWER PANEL		1	4000467070	
1-1	***PUPITRE BAS***	***LOWER PANEL***		***1***	***4000416090***	***SEE DETAILS***
1-2	*CARTE BOUTON POUSSOIR*	*PUSH BUTTON BOARD*		*1*	*4000416080*	
2	CALCULATEUR	COMPUTER		1	4000029800	
3	VIS H À EMBASE	FLANGE HEAD CAP SCREW	M6X25-18 CL. 8.8	7	2700101560	
4	ÉCROU H EMBASE	HEX FLANGE NUT	M6 CL.8	10	2700200500	
5	AVERTISSEUR KLAXON	HORN (WARNING SIGNAL)	12 V 400HE	1	2440103130	
6	TÔLE SUPPORT	SHEET METAL SUPPORT		1	4000102450	
7	ÉCROU AUTOFREINÉ	SELF-LOCKED NUT	M6 CL. 8	3	2349221490	
8	VIS CHC	SOCKET CAP SCREW	M6X20-20 CL.8.8	3	2308231490	
9	RONDELLE PLATE	ROUND HOLE WASHER	6.4 - 18 - 1.2 - CL.8.8	3	2351123050	
10	GYROPHARE	FLASHING BEACON	23W 12V	1	4000136630	
11	RONDELLE PLATE	ROUND HOLE WASHER	6.4 - 24 - 1.2 - CL.8.8	1	2351124050	

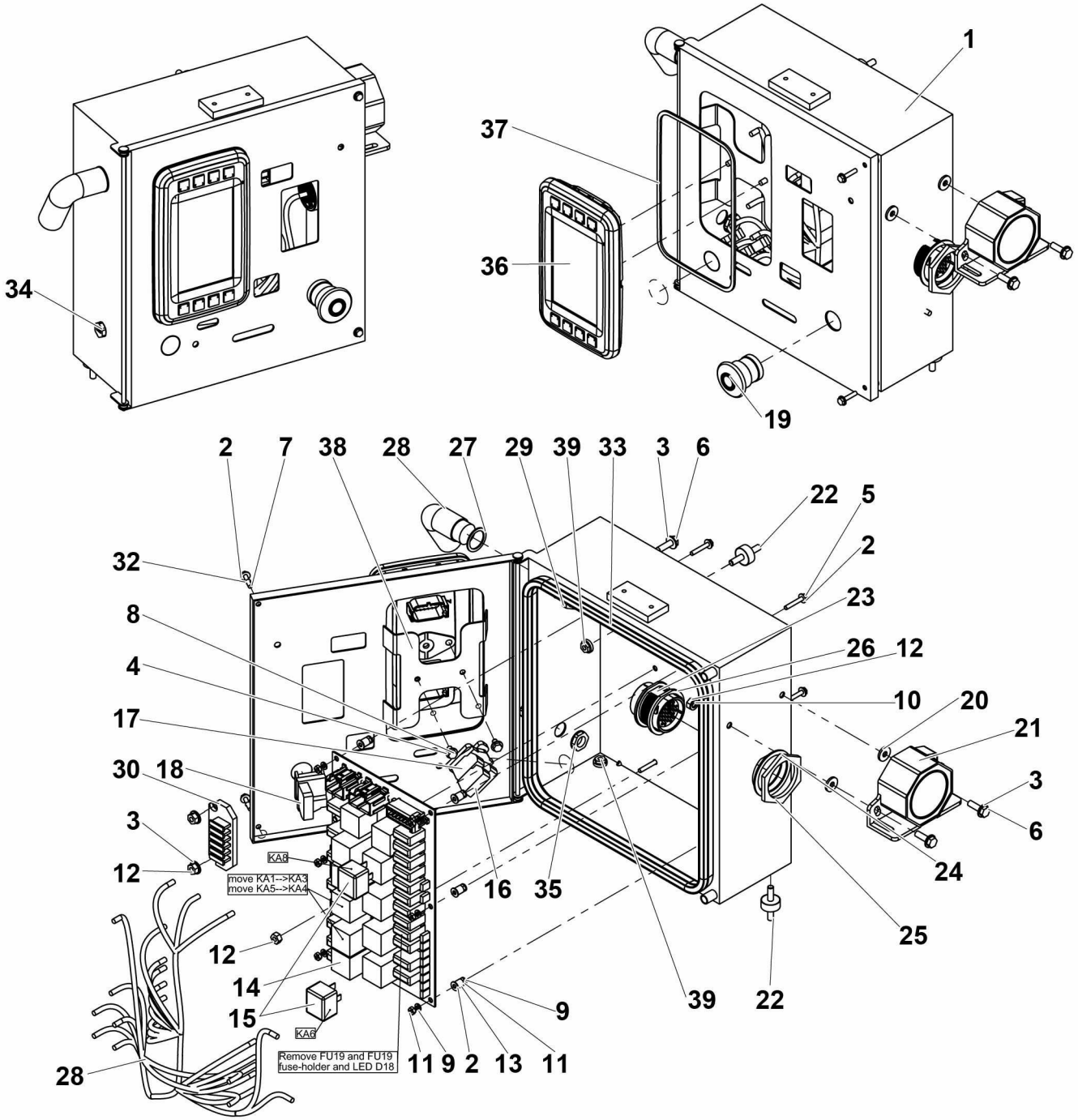

4000416090.F

▲ PUPITRE BAS
LOWER PANEL

Rep.	Désignation	Designation	Specification	Qty	Code	Up to / jusqu'à
1	PUPITRE BAS	LOWER PANEL		1	4000415970	
2	RONDELLE PLATE	ROUND HOLE WASHER	4.3 - 10 - 0.8 - CL.8.8	14	2351112030	
3	RONDELLE PLATE	ROUND HOLE WASHER	6.4 - 14 - 1.2 - CL.8.8	6	2351112050	
4	RONDELLE PLATE	ROUND HOLE WASHER	5.3 - 12 - 1 - CL.8.8	2	2351112040	
5	VIS H	CAP SCREW	M4X25-14 CL.8.8	6	2301231250	
6	VIS H	CAP SCREW	M6X20-20 CL.8.8	4	2331231330	
7	VIS H	CAP SCREW	M4X20-20 CL.8.8	2	2331231120	
8	VIS H	CAP SCREW	M5X10-10 CL.8.8	2	2331231200	
9	RONDELLE DENT EXTÉRIEUR	OVERLAP TOOTH WASHER	4.3 - 8 - 0.9 - CL.8.8	12	2351301050	
10	RONDELLE DENT EXTÉRIEUR	OVERLAP TOOTH WASHER	6.4 - 11 - 1.1 - CL.8.8	2	2351301070	
11	ÉCROU H	HEX NUT	M4 CL. 8	12	2341221030	
12	ÉCROU H	HEX NUT	M6 CL. 8	5	2341221050	
13	ENTRETOISE	SPACER	Ø4.2 Ø8 LG 9	6	2440501360	
14	CARTE RELAIS FUSIBLE	FUSES RELAYS CARD	PCB	1	2901016550	
15	RELAIS	RELAY		2	2441801570	
16	CONTACT AUXILIAIRE	AUXILIARY CONTACTOR		1	2440318780	
17	CORPS COMPLET	CONTACT BLOCK	CONTACT 2 '0'	1	2440314440	
18	CORPS COMPLET	CONTACT BLOCK	1 NC	1	2901011110	
19	BOUTON COUP DE POING	MUSHROOM BUTTON		1	2442009770	
20	JOINT D'ÉTANCHÉITÉ	SEALING WASHER	M6	2	4000040360	
21	AVERTISSEUR KLAXON	HORN (WARNING SIGNAL)	S020133	1	2440103200	
22	AMORTISSEUR DE VIBRATION	VIBRATION DAMPER	Ø20 X 8.5 + 2 M6X16.5	3	2326011550	
23	CONNECTEUR	CONNECTOR	31 VOIES / WAYS	1	4000421320	
24	RONDELLE D'ARRET PANNEAU DE HDP	PANEL LOCKWASHER FOR HDP	SERIE SIZE 24	1	4000024540	
25	ÉCROU PANNEAU DE HDP	PANEL NUT FOR HDP	SERIE SIZE 24	1	4000024520	
26	JOINT PLAT	GASKET	SIZE 24	1	4000024500	

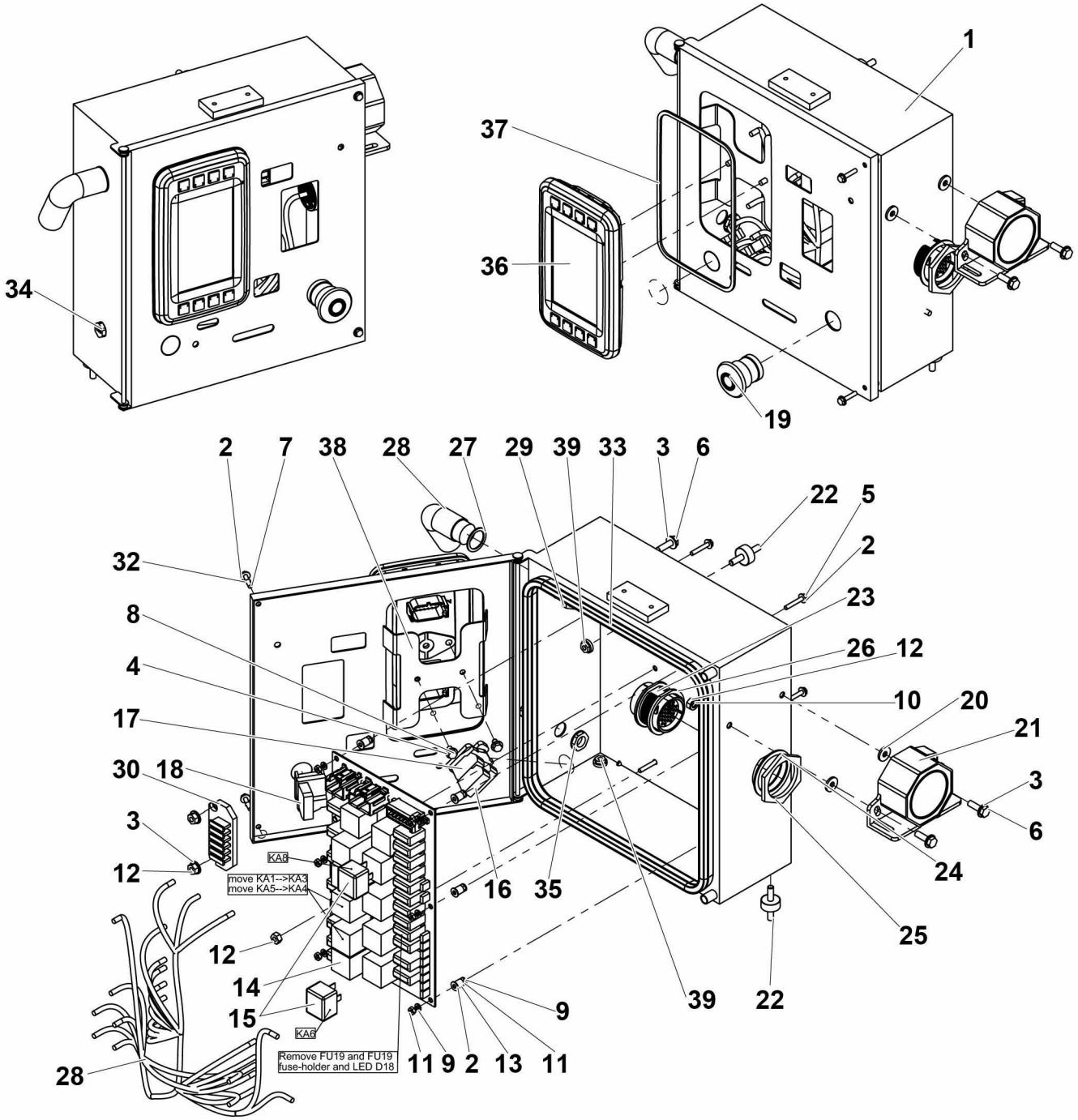

4000416090.F

▲ PUPITRE BAS
LOWER PANEL

Rep.	Désignation	Designation	Specification	Qty	Code	Up to / jusqu'à
27	JOINT	SEAL	PG16	1	2901009970	
28	ADAPTATEUR	ADAPTOR	PG16	1	4000001800	
29	ÉCROU DE PRESSE-ÉTOUPE	GLAND NUT	PG16 NOIR / BLACK	1	4000001810	
30	PORTE FUSIBLE	FUSE HOLDER	S020070	1	2901002190	
31	**FAISCEAU**	**HARNESS**	**INTERNE LCB ECRAN CAT2**	**1**	**4000420300**	**SEE DETAILS**
32	JOINT TORIQUE	O-RING	Ø 3.5 MM	2	2326015820	
33	JOINT À LÈVRE	LIPPED SEAL	CLIP	1	4000024560	
34	BOUCHON PRESSE-ÉTOUPE	GLAND PLUG	PG9	1	2440206070	
35	CONTRE-ÉCROU	LOCK NUT	CE 9M	1	2440314090	
36	AFFICHEUR	DISPLAY		1	4000350850	
37	JOINT PLAT	GASKET		1	4000416170	
38	BRIDE DE FIXATION ECRAN	SCREEN MOUNTING BRACKET		1	4000419180	
39	ÉCROU H EMBASE	HEX FLANGE NUT	M6 CL.8	6	2700200500	

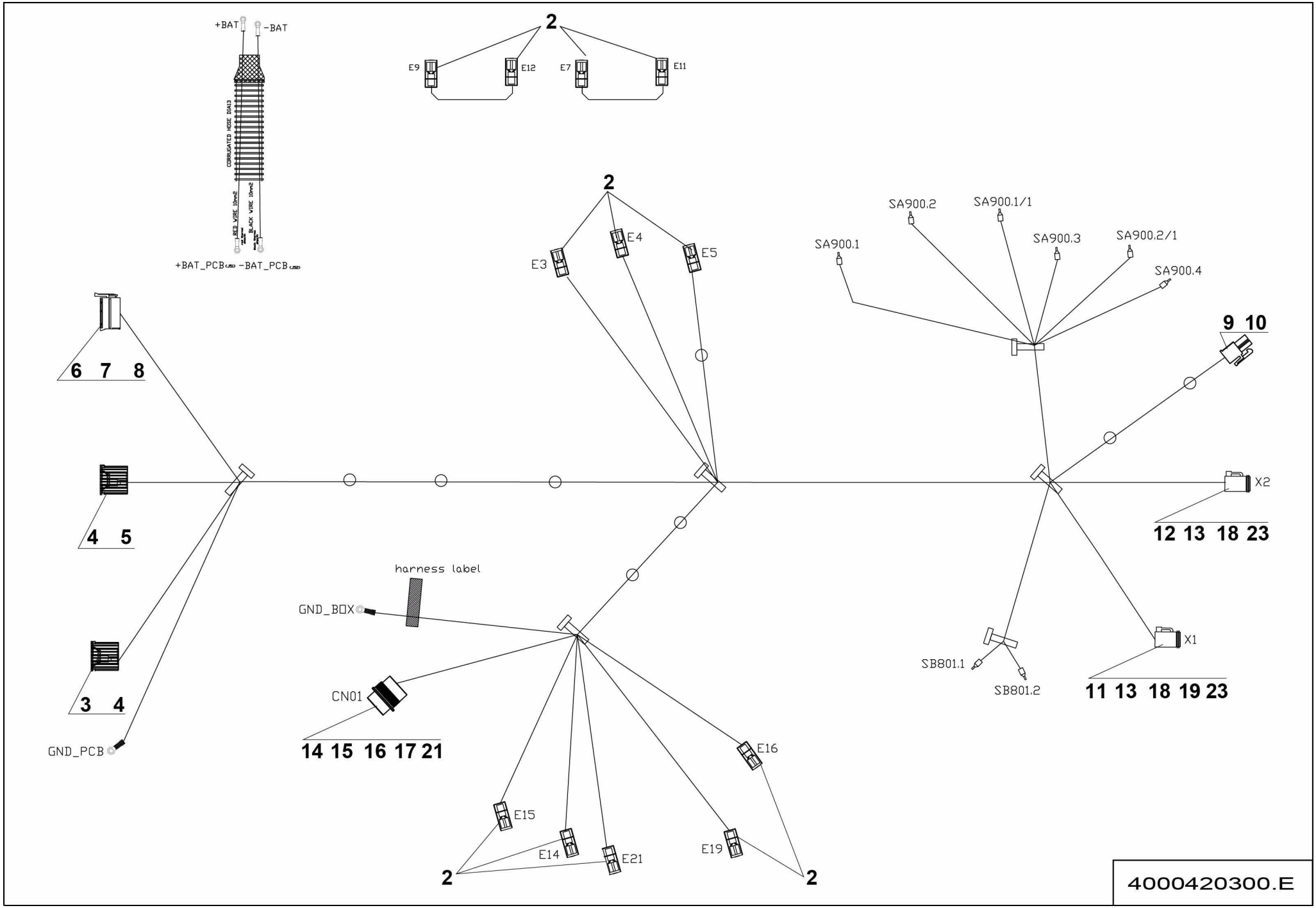
+BAT
-BAT
CORRUGATED HOSE DIA13
RED WIRE 10mm2
BLACK WIRE 10mm2
+BAT_PCB
-BAT_PCB
2
E9
E12
E7
E11
2
E3
E4
E5
SA900.1
SA900.2
SA900.1/1
SA900.3
SA900.2/1
SA900.4
9 10
6 7 8
X2
4 5
12 13 18 23
harness label
GND_BOX
X1
SB801.1
SB801.2
11 13 18 19 23
3 4
CN01
14 15 16 17 21
GND_PCB
E16
E15
E14
E21
E19
2
2
4000420300.E

▲ PUPITRE BAS
LOWER PANEL

Rep.	Désignation	Designation	Specification	Qty	Code	Up to / jusqu'à
2	CAPUCHON	SEALING PLUG		12	2901013870	
3	CONNECTEUR	CONNECTOR	16W J3	1	4000136520	
4	CONNECTEUR	CONNECTOR		1	4000136530	
5	CONTACT	CONTACT		19	4000136550	
6	CONNECTEUR	CONNECTOR	14W J2	1	4000173590	
7	COSSE	LUGu	2.5	2	4000173600	
8	COSSE	LUG	1	4	4000173610	
9	CONNECTEUR	CONNECTOR		1	4000499380	
10	CONTACT	CONTACT		6	4000136500	
11	CONNECTEUR	CONNECTOR	12 VOIES / WAYS	1	4000134720	
12	CONNECTEUR	CONNECTOR		1	4000203270	
13	ACCESSOIRE	ACCESSORIES	WEDGELOCK	2	4000203260	
14	COSSE	LUG		18	4000307620	
15	DOUILLE DORÉE	GOLD SOCKET		2	4000276530	
16	BOUCHON D'ÉTANCHÉITÉ	SEALING PLUG		6	4000207120	
17	CONTACTS	CONTACTS		5	4000307540	
18	COSSE	LUG		5	4000499390	
19	COSSE	LUG		2	4000499400	
21	CONNECTEUR	CONNECTOR	31 VOIES / WAYS	1	4000421320	
23	OBTURATEUR	SEAL	ROUGE / RED	17	2901014340	

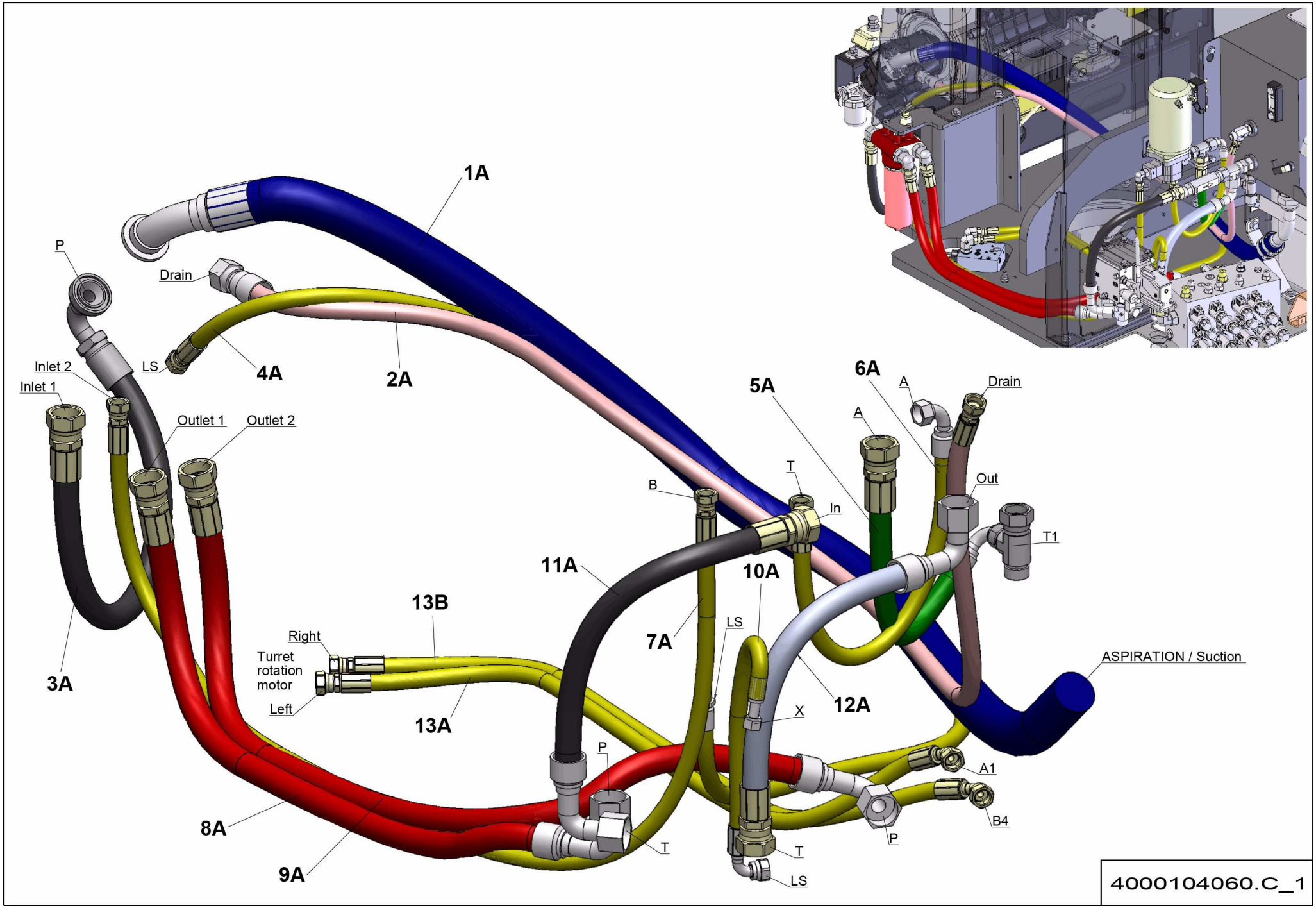
1A
P
Drain
LS
4A
2A
Inlet 2
Inlet 1
Outlet 1
Outlet 2
3A
5A
6A
A
A
Drain
Out
T
In
B
T1
11A
10A
13B
7A
LS
Right
Turret rotation motor
Left
13A
X
12A
ASPIRATION / Suction
P
A1
B4
P
8A
T
T
9A
LS
4000104060.C_1

▲ ENSEMBLE FLEXIBLES
HOSE ASSEMBLIES

◀ B-400 ▶

Rep.	Désignation	Designation	Specification	Qty	Code	Up to / jusqu'à
1A	FLEXIBLE HYDRAULIQUE	HYDRAULIC HOSE	1_1.4 P-LG1570-R4- F45 SAE3000 1-1.4-SANS EMBOUT	1	4000100740	
2A	FLEXIBLE HYDRAULIQUE	HYDRAULIC HOSE	ORFS-1_2P-LG1750-1SC- F 13_16-16 - F 13_16-16	1	4000100750	
3A	FLEXIBLE HYDRAULIQUE	HYDRAULIC HOSE	ORFS-3_4P-LG630-2SC- F90 SAE 3000 3_4 - F 1-13_16	1	4000100760	
4A	FLEXIBLE HYDRAULIQUE	HYDRAULIC HOSE	ORFS-3_8P-LG1900-R16- F 11_16-16 - M 11_16-16	1	4000100770	
5A	FLEXIBLE HYDRAULIQUE	HYDRAULIC HOSE	ORFS-5_8P-LG400-1SC- F90 1-14 - F 1-14	1	4000100780	
6A	FLEXIBLE HYDRAULIQUE	HYDRAULIC HOSE	ORFS-3_8P-LG530-1SC- F 11_16-16 - F90 11_16-16	1	4000100790	
7A	FLEXIBLE HYDRAULIQUE	HYDRAULIC HOSE	ORFS-3_8P-LG1460-1SC- F 11_16-16 - F 11_16-16	1	4000100800	
8A	FLEXIBLE HYDRAULIQUE	HYDRAULIC HOSE	ORFS-3_4P-LG910-2SC- F90 1-13_16-16 - F 1-13_16-16	1	4000100820	
9A	FLEXIBLE HYDRAULIQUE	HYDRAULIC HOSE	ORFS-3_4P-LG1110-2SC- F90 1-13_16-16 - F 1-13_16-16	1	4000100830	
10A	FLEXIBLE HYDRAULIQUE	HYDRAULIC HOSE	LG430 F 9-16_18 F90 9-16_18	1	2502003350	
11A	FLEXIBLE HYDRAULIQUE	HYDRAULIC HOSE	ORFS-3_4P-LG500-1SC- F90 1-13_16-16 - F 1-13_16-16	1	4000206270	
12A	FLEXIBLE HYDRAULIQUE	HYDRAULIC HOSE	ORFS-3_4P-LG440-1SC- F90 1-13_16-16 - F 1-13_16-16	1	4000206280	
13A	FLEXIBLE HYDRAULIQUE	HYDRAULIC HOSE	ORFS-3_8P-LG860-R16- F45 11_16-16 - F 11_16-16	1	4000100880	
13B	FLEXIBLE HYDRAULIQUE	HYDRAULIC HOSE	ORFS-3_8P-LG860-R16- F45 11_16-16 - F 11_16-16	1	4000100880	

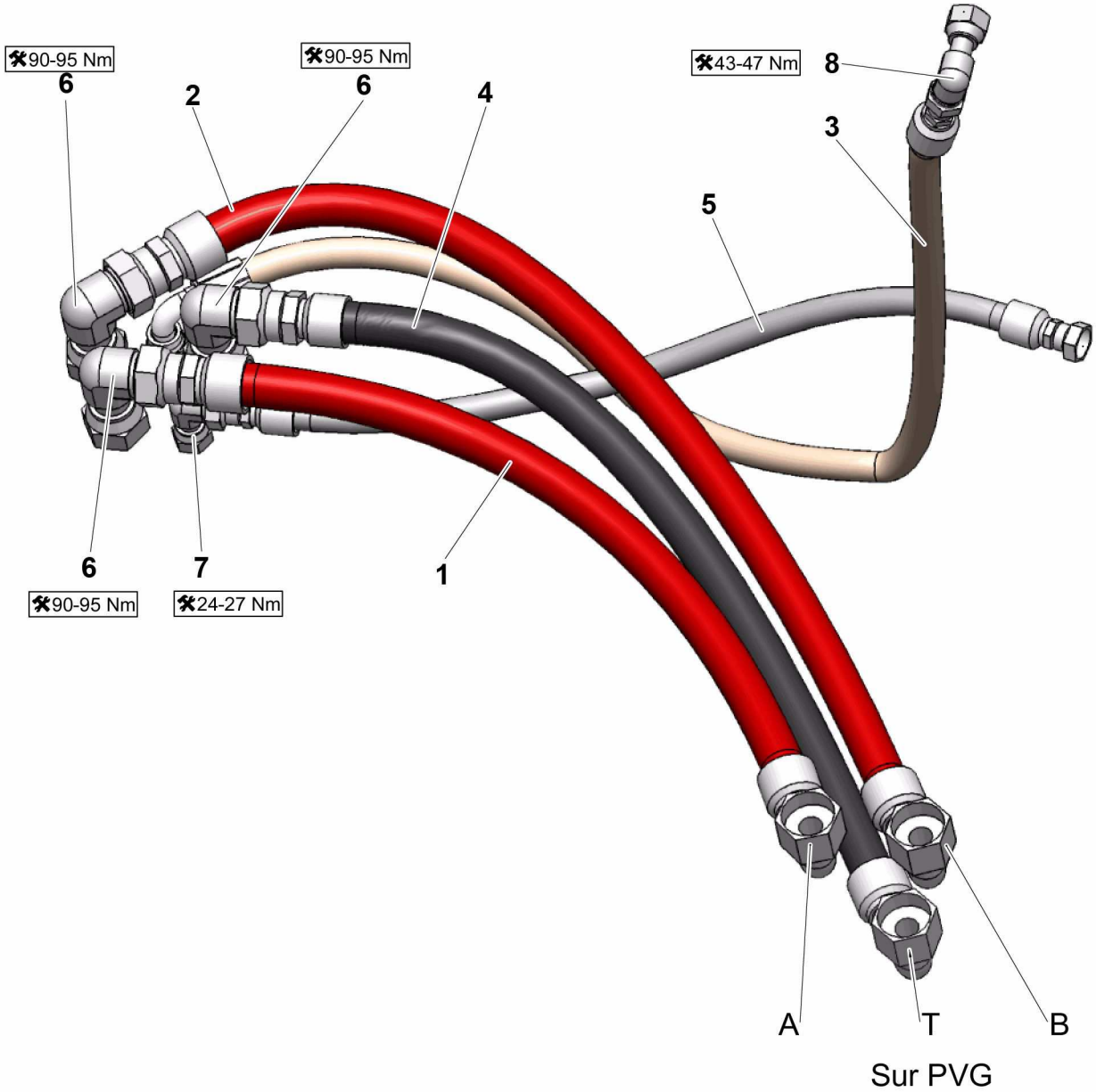

4000078140.C_1

ENSEMBLE FLEXIBLES
HOSE ASSEMBLIES

HA16 RTJ PRO

B-400C.1

Rep.	Désignation	Designation	Specification	Qty	Code	Up to / jusqu'à
1	FLEXIBLE HYDRAULIQUE	HYDRAULIC HOSE	ORFS-3_4P-LG650-2SC-F90 1P3_16-12-F 1P3_16-12	1	4000207130	
2	FLEXIBLE HYDRAULIQUE	HYDRAULIC HOSE	ORFS-3_4P-LG840-2SC-F90 1P3_16-12-F 1P3_16-12	1	4000207140	
3	FLEXIBLE HYDRAULIQUE	HYDRAULIC HOSE	ORFS-1_2P-LG1000-1SC- F 13_16-16 -F90 13_16-16	1	4000207160	
4	FLEXIBLE HYDRAULIQUE	HYDRAULIC HOSE	ORFS-3_4P-LG750-2SC-F90 1P3_16-12-F 1P3_16-12	1	4000207150	
5	FLEXIBLE HYDRAULIQUE	HYDRAULIC HOSE	ORFS-3_8P-LG620-R16-F 11_16-16 -F 9_16-18	1	4000207180	
6	COUDE ORIENTABLE	ADJUSTABLE BEND	1 3 16-12 A 90 ORFS	3	2369134460	
7	COUDE ORIENTABLE	ADJUSTABLE BEND	11 16-16UNF A 90 ORFS	1	2501000950	
8	COUDE ORIENTABLE	ADJUSTABLE BEND	13 16-16UNF A 90 ORFS	1	2501000590	

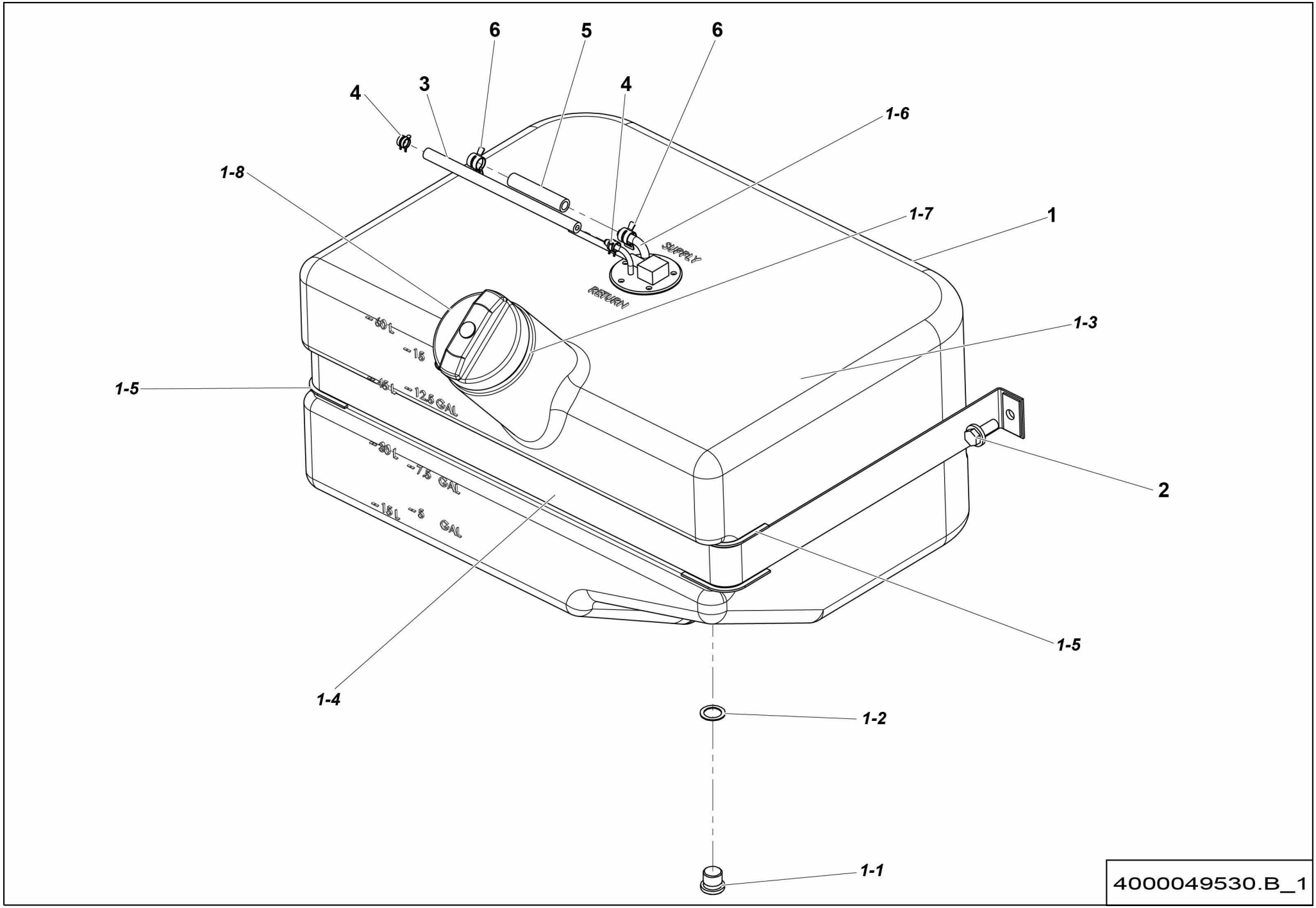
6
5
6
4
3
4
1-6
1-8
1-7
1
SUPPLY
RETURN
1-3
1-5
2
1-5
1-4
1-2
1-1
4000049530.B_1

▲ ENSEMBLE RÉSERVOIR CARBURANT
FUEL TANK ASSEMBLY

◀ B-660 ▶

Rep.	Désignation	Designation	Specification	Qty	Code	Up to / jusqu'à
1	RÉSERVOIR GASOIL	DIESEL TANK	62 L	1	4000049540	
1-1	*BOUCHON VIDANGE*	*DRAINAGE PLUG*	*M18X1.5*	*1*	*2820303720*	
1-2	*JOINT PLAT*	*GASKET*		*1*	*2820303730*	
1-3	*RÉSERVOIR GASOIL*	*DIESEL TANK*	*62 L*	*1*	*4000049550*	
1-4	*SANGLE*	*STRAP*		*1*	*4000050540*	
1-5	*CAOUTCHOUC*	*RUBBER*		*2*	*4000050550*	
1-6	*DÉTECTEUR DE NIVEAU*	*LEVEL DETECTOR*		*1*	*4000050570*	
1-7	*CRÉPINE*	*STRAINER*		*1*	*187P233960*	
1-8	*BOUCHON DE REMPLISSAGE*	*FILLING PLUG*		*1*	*187P233900*	
2	VIS H À EMBASE	FLANGE HEAD CAP SCREW	M10X25-25 CL. 8.8	2	4000030190	
3	DURITE GASOIL	DIESEL HOSE	DIA 5	2.33M	2411902200	
4	COLLIER DE SERRAGE	TIGHTENING COLLAR		2	4000006800	
5	TUYAU	PIPE		2.55M	2411902170	
6	COLLIER DE SERRAGE	TIGHTENING COLLAR		2	4000006810	

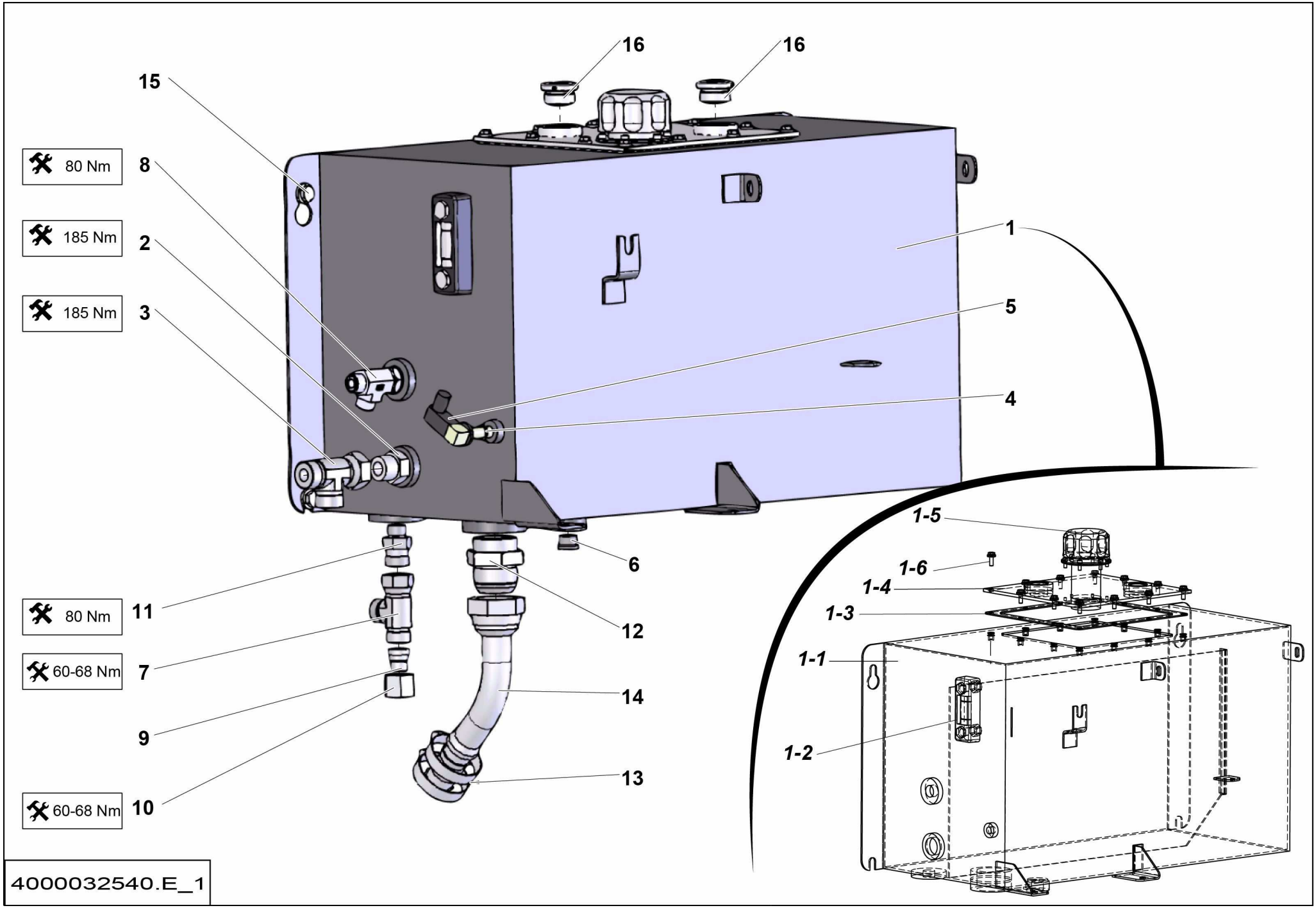
16
16
15
80 Nm
8
185 Nm
2
185 Nm
3
1
5
4
6
80 Nm
11
12
60-68 Nm
7
14
9
13
60-68 Nm
10
1-5
1-6
1-4
1-3
1-1
1-2
4000032540.E_1

▲ ENSEMBLE RÉSERVOIR HYDRAULIQUE
HYDRAULIC TANK ASSEMBLY

◄ B-670 ►

Rep.	Désignation	Designation	Specification	Qty	Code	Up to / jusqu'à
1	RÉSERVOIR HYDRAULIQUE	HYDRAULIC TANK		1	4000077520	
1-1	*RÉSERVOIR HYDRAULIQUE*	*HYDRAULIC TANK*		*1*	*4000049610*	
1-2	*INDICATEUR NIVEAU*	*LEVEL INDICATOR*		*1*	*2421401560*	
1-3	*JOINT PLAT*	*GASKET*		*1*	*4000077530*	
1-4	*TRAPPE D'ACCES*	*ACCES FLAP*		*1*	*4000077500*	
1-5	*BOUCHON DE REMPLISSAGE*	*FILLING PLUG*	*S020992 - CDC020254*	*1*	*2420203940*	
1-6	*VIS H À EMBASE*	*FLANGE HEAD CAP SCREW*	*M6X16-16 CL. 8.8*	*12*	*2700102090*	
2	UNION MÂLE	MALE UNION	1'1/16-12 UNF 1'3/16-12	1	2501000090	
3	TÉ TOURNANT RENVERSÉ	ROTATING CROSSTAIL	1 3/16-12UNF1 3/16-12UNF	1	2501000430	
4	JOINT CUIVRE	COPPER SEAL	13.4 X 17 X 1.5	1	2396013060	
5	DÉTECTEUR DE NIVEAU	LEVEL DETECTOR	TSE 80	1	2442001090	
6	BOUCHON	PLUG	3_4-16 UNF	1	2501002350	
7	TÉ ORIENTABLE RENVERSÉ	REVERSE SWIVELLING TEE	1'	1	2369112240	
8	TÉ MÂLE RENVERSÉ	MALE STUD RUN TEE	3-4-16UNF 13-16-16 ORFS	1	4000059100	
9	RÉDUCTION	REDUCTION		1	2501001050	
10	ÉCROU RACCORD	NUT CONNECTOR		1	2501001060	
11	UNION MÂLE	MALE UNION	3/4-16 UNF 1-14	1	2501000250	
12	UNION MÂLE	MALE UNION	UNF1+7/8-12 JIC1+7/8-12 JIC	1	2369111610	
13	COLLIER À VIS	SCREW COLLAR	Ø40-60 X 14 ZB	2	2381401060	
14	EMBOUT COUDÉ	BENDED FITTING	1 1-4 JIC F45 1 7-8	1	4000082960	
15	VIS H À EMBASE	FLANGE HEAD CAP SCREW	M10X25-25 CL. 8.8	4	4000030190	
16	BOUCHON	PLUG	1P BSPP	2	2501003620	

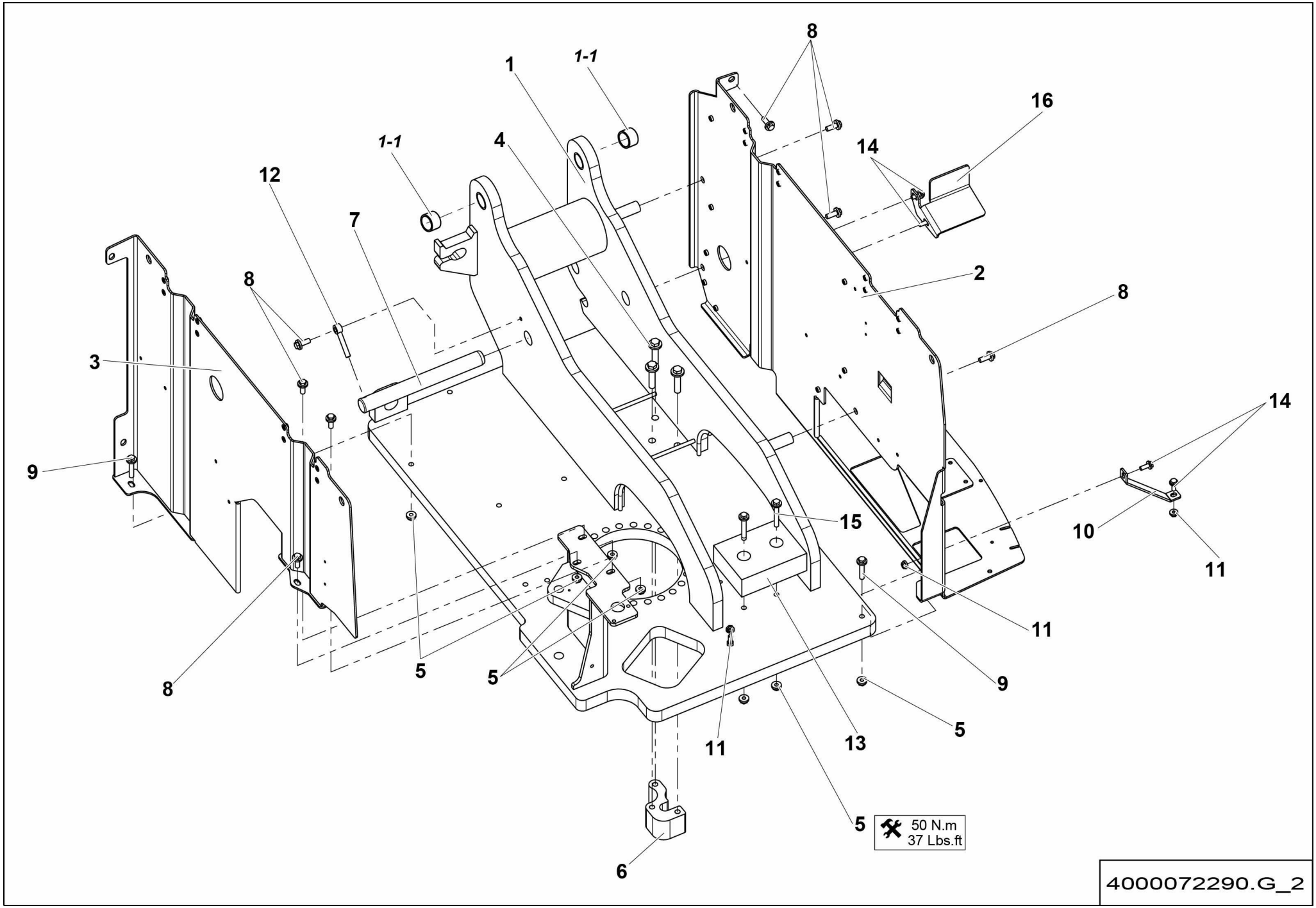
8
1-1
1
16
1-1
4
14
12
7
2
8
8
3
14
9
15
10
11
11
8
5
5
9
5
11
13
5
50 N.m
37 Lbs.ft
6
4000072290.G_2

▲ ENSEMBLE TOURELLE
TURNTABLE ASSEMBLY

<02/2016 ◀ B-740 ▶

Rep.	Désignation	Designation	Specification	Qty	Code	Up to / jusqu'à
1	TOURELLE	TURRET		1	4000072300	
1-1	*BAGUE FIBRE*	*FIBER BEARING*	*S5717 404830*	*2*	*2390190980*	
2	TÔLE SUPPORT	SHEET METAL SUPPORT		1	4000042470	
3	TÔLE SUPPORT	SHEET METAL SUPPORT		1	4000075710	
4	VIS H À EMBASE	FLANGE HEAD CAP SCREW	M16X70-38 CL. 8.8	3	2700101500	
5	ÉCROU H EMBASE	HEX FLANGE NUT	M12 CL.8	7	2700200320	
6	BUTÉE	STOP		1	4000079940	
7	AXE AVEC PERÇAGE	PIN WITH DRILLING		1	4000083220	
8	VIS H À EMBASE	FLANGE HEAD CAP SCREW	M12X30-30 CL. 8.8	8	2700101710	
9	VIS H À EMBASE	FLANGE HEAD CAP SCREW	M12X60-30 CL. 8.8	2	2700101730	
10	RENFORT	STRENGTHENER		1	4000131890	
11	ÉCROU H EMBASE	HEX FLANGE NUT	M10 CL.8	3	2700200310	
12	CHAPE MÂLE LISSE	CLEVIS PIN	D12 X80	1	178D161200	
13	PATIN D'APPUI	SUPPORT PAD		1	4000129710	
14	VIS H À EMBASE	FLANGE HEAD CAP SCREW	M10X25-25 CL. 8.8	4	4000030190	
15	VIS H À EMBASE	FLANGE HEAD CAP SCREW	M12X80-30 CL. 8.8	2	4000098420	
16	TÔLE SUPPORT	SHEET METAL SUPPORT		1	4000211430	

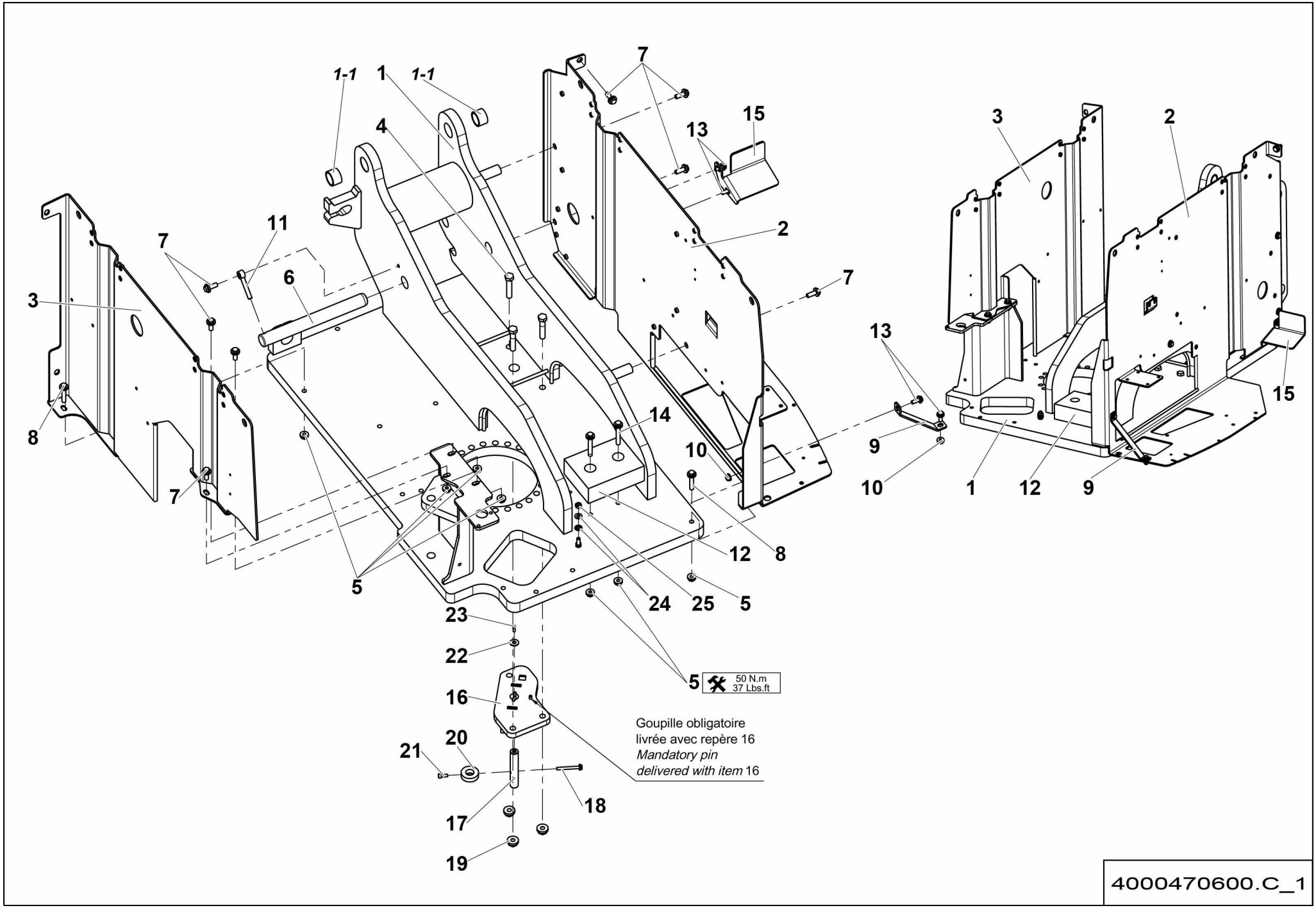
1-1
1
1-1
7
15
13
4
3
2
11
7
6
2
7
3
13
15
14
8
10
9
10
1
12
9
7
12
8
5
24
25
5
23
22
5
50 N.m
37 Lbs.ft
16
Goupille obligatoire
livrée avec repère 16
Mandatory pin
delivered with item 16
20
21
18
17
19
4000470600.C_1

▲ ENSEMBLE TOURELLE
TURNTABLE ASSEMBLY

>02/2016 ◄ B-740.1 ►

Rep.	Désignation	Designation	Specification	Qty	Code	Up to / jusqu'à
1	TOURELLE	TURRET		1	4000417990	
1-1	*BAGUE FIBRE*	*FIBER BEARING*	*S5717 404830*	*2*	*2390190980*	
2	TÔLE SUPPORT	SHEET METAL SUPPORT		1	4000042470	
3	TÔLE SUPPORT	SHEET METAL SUPPORT		1	4000075710	
4	VIS H	CAP SCREW	M16X80-38 CL.8.8	3	2301232430	
5	ÉCROU H EMBASE	HEX FLANGE NUT	M12 CL.8	7	2700200320	
6	AXE AVEC PERÇAGE	PIN WITH DRILLING		1	4000083220	
7	VIS H À EMBASE	FLANGE HEAD CAP SCREW	M12X30-30 CL. 8.8	8	2700101710	
8	VIS H À EMBASE	FLANGE HEAD CAP SCREW	M12X60-30 CL. 8.8	2	2700101730	
9	RENFORT	STRENGTHENER		1	4000131890	
10	ÉCROU H EMBASE	HEX FLANGE NUT	M10 CL.8	2	2700200310	
11	CHAPE MÂLE LISSE	CLEVIS PIN	D12 X80	1	178D161200	
12	PATIN D'APPUI	SUPPORT PAD		1	4000129710	
13	VIS H À EMBASE	FLANGE HEAD CAP SCREW	M10X25-25 CL. 8.8	4	4000030190	
14	VIS H À EMBASE	FLANGE HEAD CAP SCREW	M12X80-30 CL. 8.8	2	4000098420	
15	TÔLE SUPPORT	SHEET METAL SUPPORT		1	4000211430	
16	TÔLE DE GUIDAGE	GUIDE PLATE	STOP ROTATION	1	4000479650	
17	AXE DE BROCHAGE	BROACHING PIN		1	4000478930	
18	VIS H À EMBASE	FLANGE HEAD CAP SCREW	M8X70-22 CL. 8.8	1	4000311820	
19	ÉCROU H EMBASE	HEX FLANGE NUT	M16 CL.8	3	2700200330	
20	BAGUE D'ÂRRÊT	STOP RING		1	4000476310	
21	VIS CHC	SOCKET CAP SCREW	M8X20-20 CL.8.8	1	2308231690	
22	RONDELLE PLATE	ROUND HOLE WASHER	10.5 - 27 - 2 - CL.8.8	1	2351113090	
23	VIS FHC	FLAT SOCKET SCREW	M6X20-20 CL.10.9	1	2337331050	
24	RONDELLE ÉLASTIQUE	SPRING WASHER	CS M 10 INOX	2	4000477360	
25	ÉCROU AUTOFREINÉ	HEX LOCKNUT		1	4000477350	

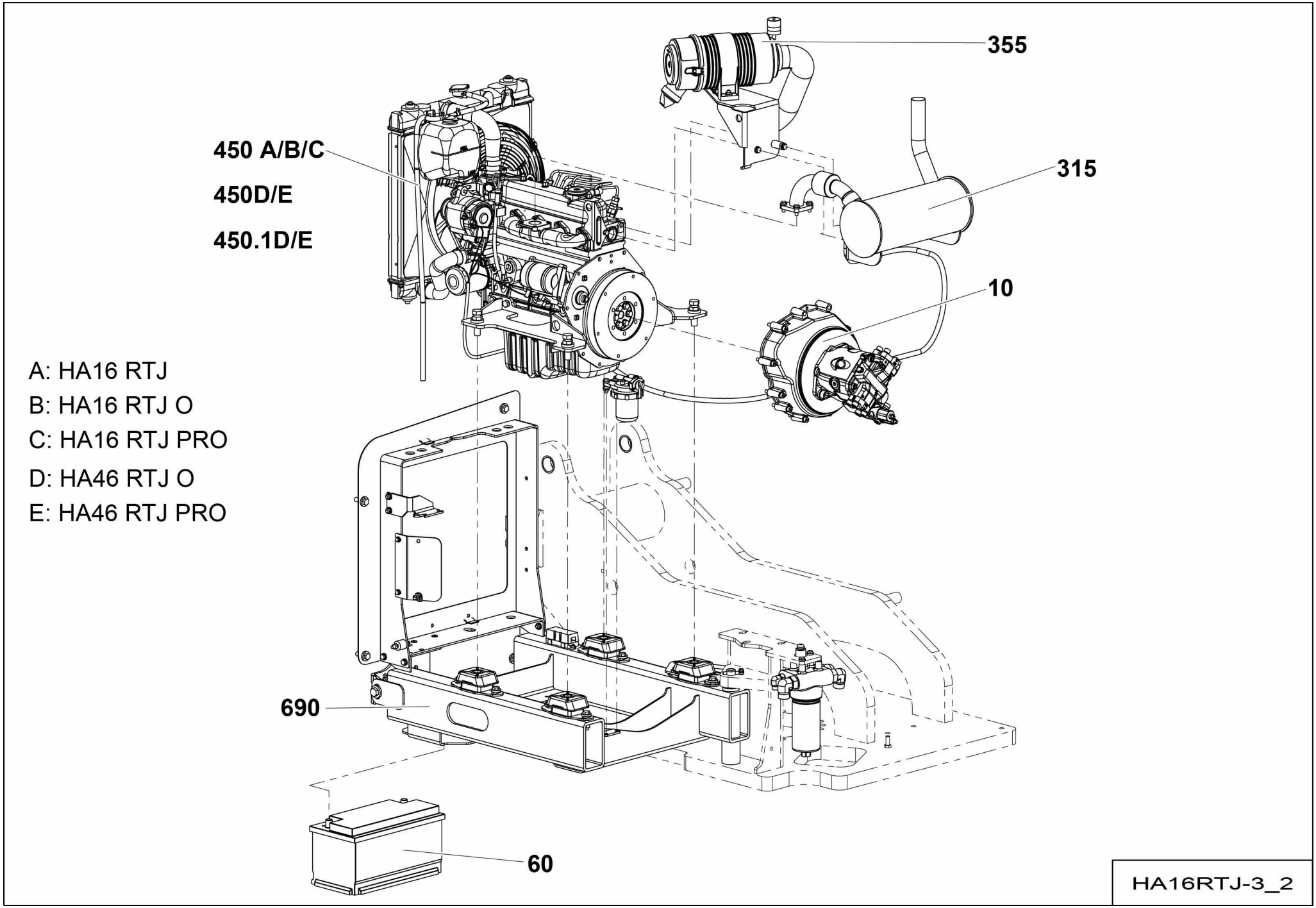
355
450 A/B/C
450D/E
450.1D/E
315
10
A: HA16 RTJ
B: HA16 RTJ O
C: HA16 RTJ PRO
D: HA46 RTJ O
E: HA46 RTJ PRO
690
60
HA16RTJ-3_2

▲ GROUPE MOTEUR THERMIQUE
HEAT ENGINE GROUP

◀ C ▶

Rep.	Désignation	Designation	Specification	Up to / jusqu'à
10A/B/C	ACCOUPLEMENT + POMPE	PUMP + COUPLING	HA16 RTJ / RTJ O / RTJ PRO	
10/D/E	ACCOUPLEMENT + POMPE	PUMP + COUPLING	HA46 RTJO / RTJ PRO	
60	ENSEMBLE BATTERIE DÉMARRAGE	START BATTERY ASSEMBLY		
315	ENSEMBLE ÉCHAPPEMENT	EXHAUST ASSEMBLY	TIER 3	
355	ENSEMBLE FILTRE À AIR	AIR FILTER ASSEMBLY		
450A/B/C	ENSEMBLE MOTEUR	MOTOR ASSEMBLY	HA16 RTJ / RTJ O / RTJ PRO	
450D/E	ENSEMBLE MOTEUR	MOTOR ASSEMBLY	TIER 3 HA46 RTJO / RTJ PRO	<02/2016
450D/E.1	ENSEMBLE MOTEUR	MOTOR ASSEMBLY	TIER 4 HA46 RTJO / RTJ PRO	>02/2016
690	ENSEMBLE SUPPORT MOTEUR THERMIQUE	THERMAL ENGINE SUPPORT ASSEMBLY		

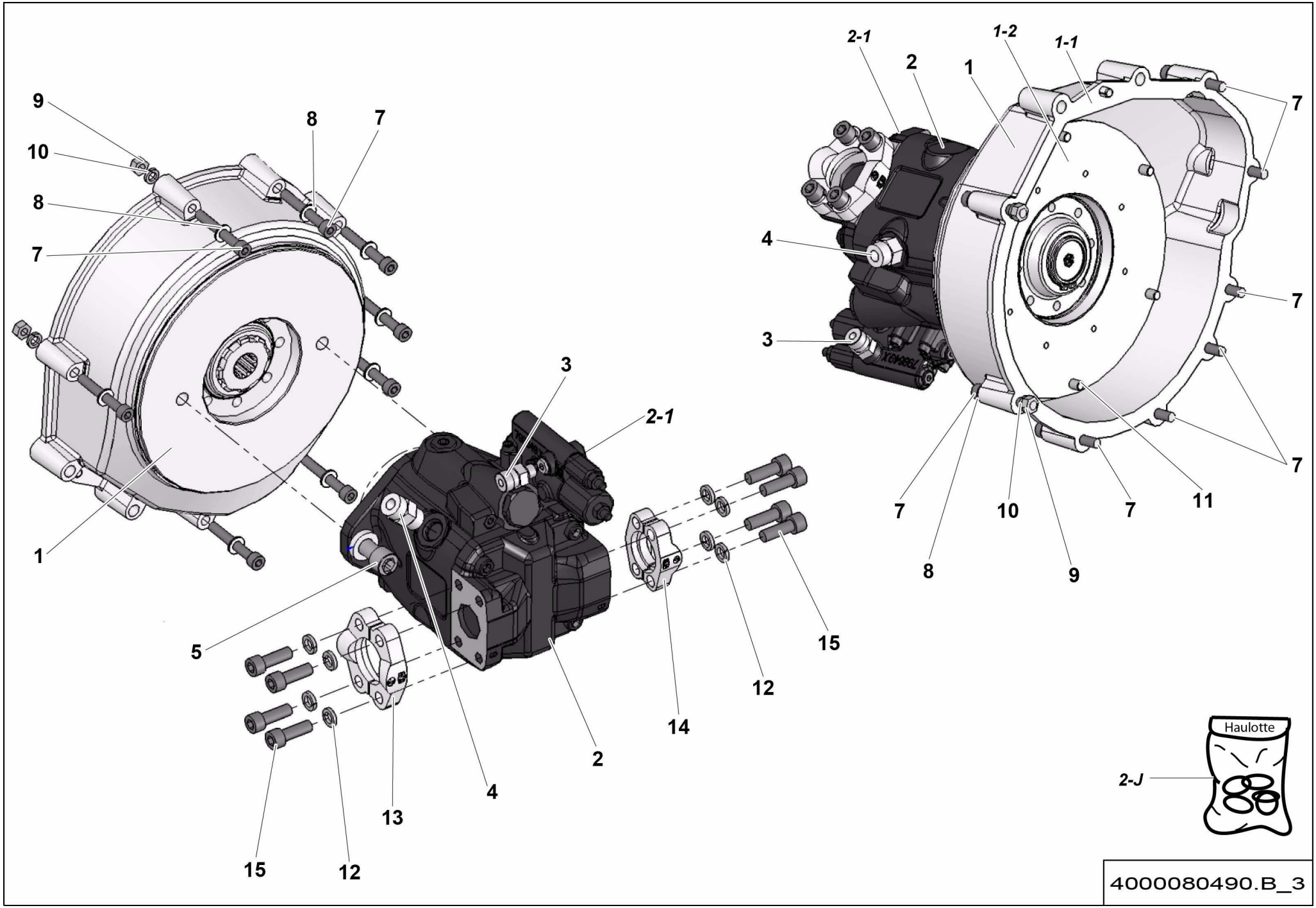
9
10
8
7
8
7
1
5
3
2-1
4
2
13
15
12
14
12
15
2-1
2
1
1-2
1-1
7
4
7
3
7
7
10
7
11
8
9
Haulotte
2-J
4000080490.B_3

▲ ACCOUPLEMENT + POMPE / PUMP + COUPLING — HA16 RTJ / RTJ O / RTJ PRO

◀ C-10A/ B/C ▶

Rep.	Désignation	Designation	Specification	Qty	Code	Up to / jusqu'à
1	ACCOUPLEMENT MOTEUR	MOTOR COUPLING	S022279	1	4000073120	
1-1	*CLOCHE*	*SHED*		*1*	*4000075730*	
1-2	*DISQUE MONOBLOQUE*	*MONOBLOCK DISK*		*1*	*4000075740*	
2	POMPE À PISTON	PISTON PUMP	S022355 21CC 240B	1	4000080480	
2-1	*KIT*	*KIT*	*VALVE + JOINT / VALVE + SEAL*	*1*	*4000211740*	
2-J	*POCHETTE DE JOINTS*	*SEAL KIT*		*1*	*4000211760*	
3	UNION MÂLE	MALE UNION	UNF 7/16-20 ORFS11/16-16 ORFS	1	2501001250	
4	UNION MÂLE	MALE UNION	3.4-16 UNF 13.16-16	1	2501000040	
5	VIS CHC	SOCKET CAP SCREW	M14X35-35 CL.10.9	2	4000019680	
6	ENTRETOISE	SPACER		2	4000018490	
7	VIS CHC	SOCKET CAP SCREW	M8X60-28 CL.8.8	8	2308231770	
8	RONDELLE PLATE	ROUND HOLE WASHER	8.4 - 16 - 1.5 - CL.8.8	8	2351111070	
9	ÉCROU H	HEX NUT	M8 CL. 8	2	2341221070	
10	RONDELLE ÉLASTIQUE	SPRING WASHER	W 8	2	2351201070	
11	VIS H	CAP SCREW	M8X12-12 CL.10.9	6	4000022630	
12	RONDELLE ÉLASTIQUE	SPRING WASHER	W 10	8	2351201090	
13	DEMI BRIDE HYDRAULIQUE	HALF HYDRAULIC FLANGE	1P1_4 3000PSI CODE 61	2	4000001860	
14	DEMI BRIDE	HALF FLANGE	3/4"	2	2505005790	
15	VIS CHC	SOCKET CAP SCREW	M10X30-30 CL.10.9	8	2308241900	

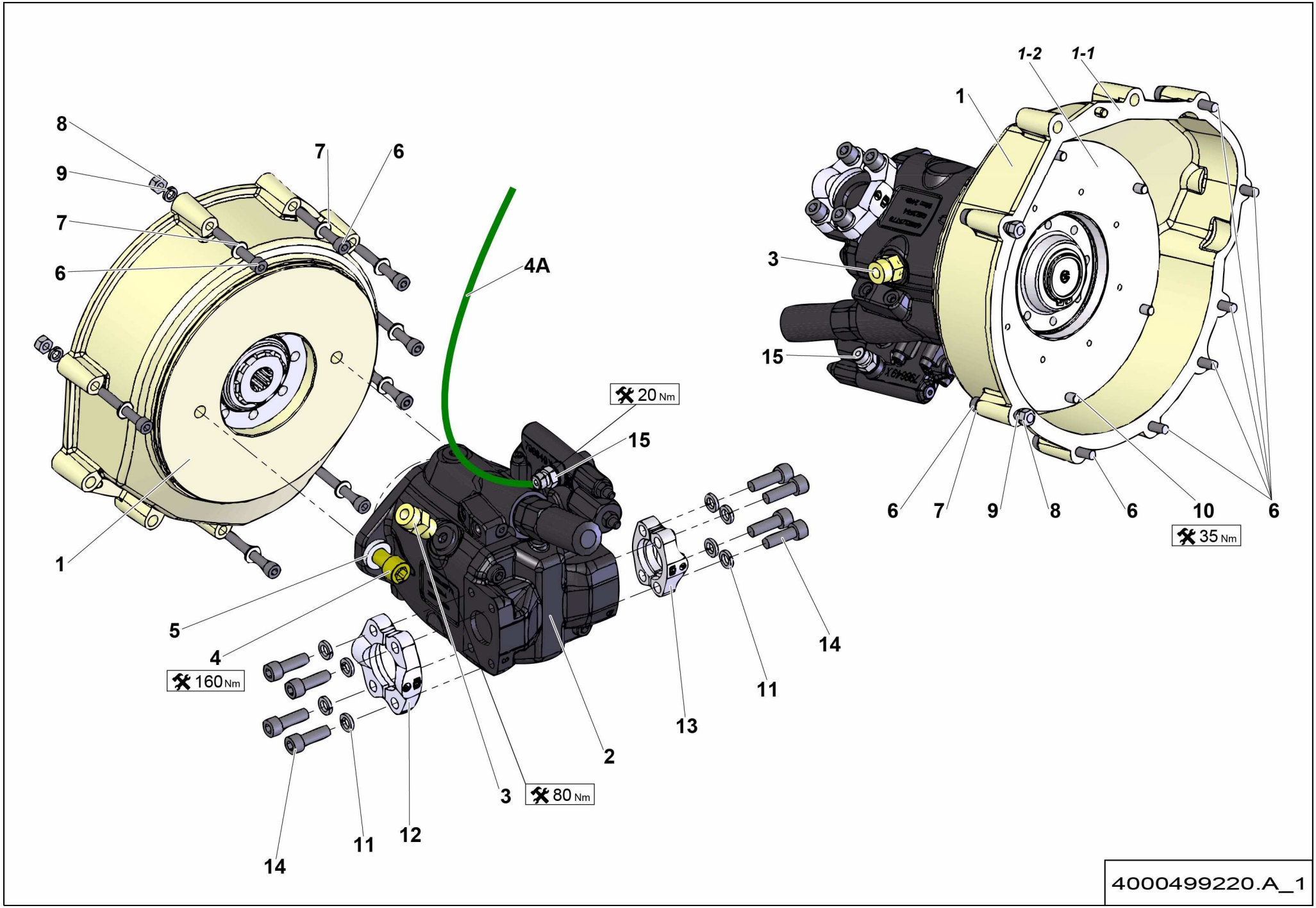
8
9
7
6
7
6
4A
1
5
4
160 Nm
20 Nm
15
3
80 Nm
2
13
11
14
14
11
12
1-2
1-1
1
3
15
6
7
9
8
6
10
6
35 Nm
4000499220.A_1

▲ ACCOUPLEMENT + POMPE
PUMP + COUPLING

HA46 RTJO / RTJ PRO

◀ C-10D/E ▶

Rep.	Désignation	Designation	Specification	Qty	Code	Up to / jusqu'à
1	ACCOUPLEMENT MOTEUR	MOTOR COUPLING	S022279	1	4000073120	
1-1	*CLOCHE*	*SHED*		*1*	*4000075730*	
1-2	*DISQUE MONOBLOQUE*	*MONOBLOCK DISK*		*1*	*4000075740*	
2	POMPE À PISTON	PISTON PUMP		1	4000325770	
3	UNION MÂLE	MALE UNION	3.4-16 UNF 13.16-16	1	2501000040	
4	VIS CHC	SOCKET CAP SCREW	M14X35-35 CL.10.9	2	4000019680	
4A	FLEXIBLE HYDRAULIQUE	HYDRAULIC HOSE		1	4000327760	
5	ENTRETOISE	SPACER		2	4000018490	
6	VIS CHC	SOCKET CAP SCREW	M8X60-28 CL.8.8	8	2308231770	
7	RONDELLE PLATE	ROUND HOLE WASHER	8.4 - 16 - 1.5 - CL.8.8	8	2351111070	
8	ÉCROU H	HEX NUT	M8 CL. 8	2	2341221070	
9	RONDELLE ÉLASTIQUE	SPRING WASHER	W 8	2	2351201070	
10	VIS H	CAP SCREW	M8X12-12 CL.10.9	6	4000022630	
11	RONDELLE ÉLASTIQUE	SPRING WASHER	W 10	8	2351201090	
12	DEMI BRIDE HYDRAULIQUE	HALF HYDRAULIC FLANGE	1P1_4 3000PSI CODE 61	2	4000001860	
13	DEMI BRIDE	HALF FLANGE	3/4"	2	2505005790	
14	VIS CHC	SOCKET CAP SCREW	M10X30-30 CL.10.9	8	2308241900	
15	UNION MÂLE	MALE UNION	7/16-20UNF/9/16-18	1	2369111870	

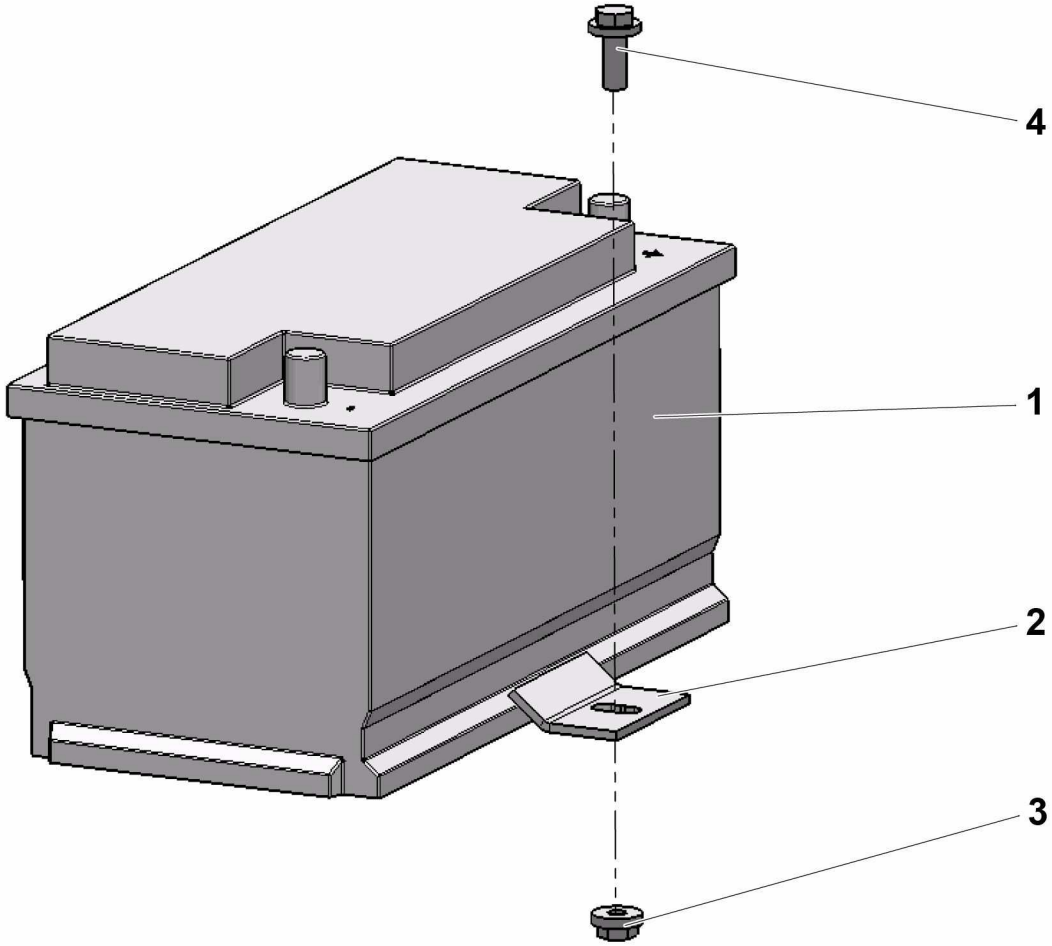

4000075720.A

▲ ENSEMBLE BATTERIE DÉMARRAGE
START BATTERY ASSEMBLY

◀ C-60 ▶

Rep.	Désignation	Designation	Specification	Qty	Code	Up to / jusqu'à
1	BATTERIE DE DÉMARRAGE	BATTERY- STARTER	12V 830A 100 AH	1	2901000140	
2	TÔLE DE FIXATION	FASTENING SHEET		1	178D158980	
3	ÉCROU H EMBASE	HEX FLANGE NUT	M10 CL.8	1	2700200310	
4	VIS H À EMBASE	FLANGE HEAD CAP SCREW	M10X25-25 CL. 8.8	1	4000030190	

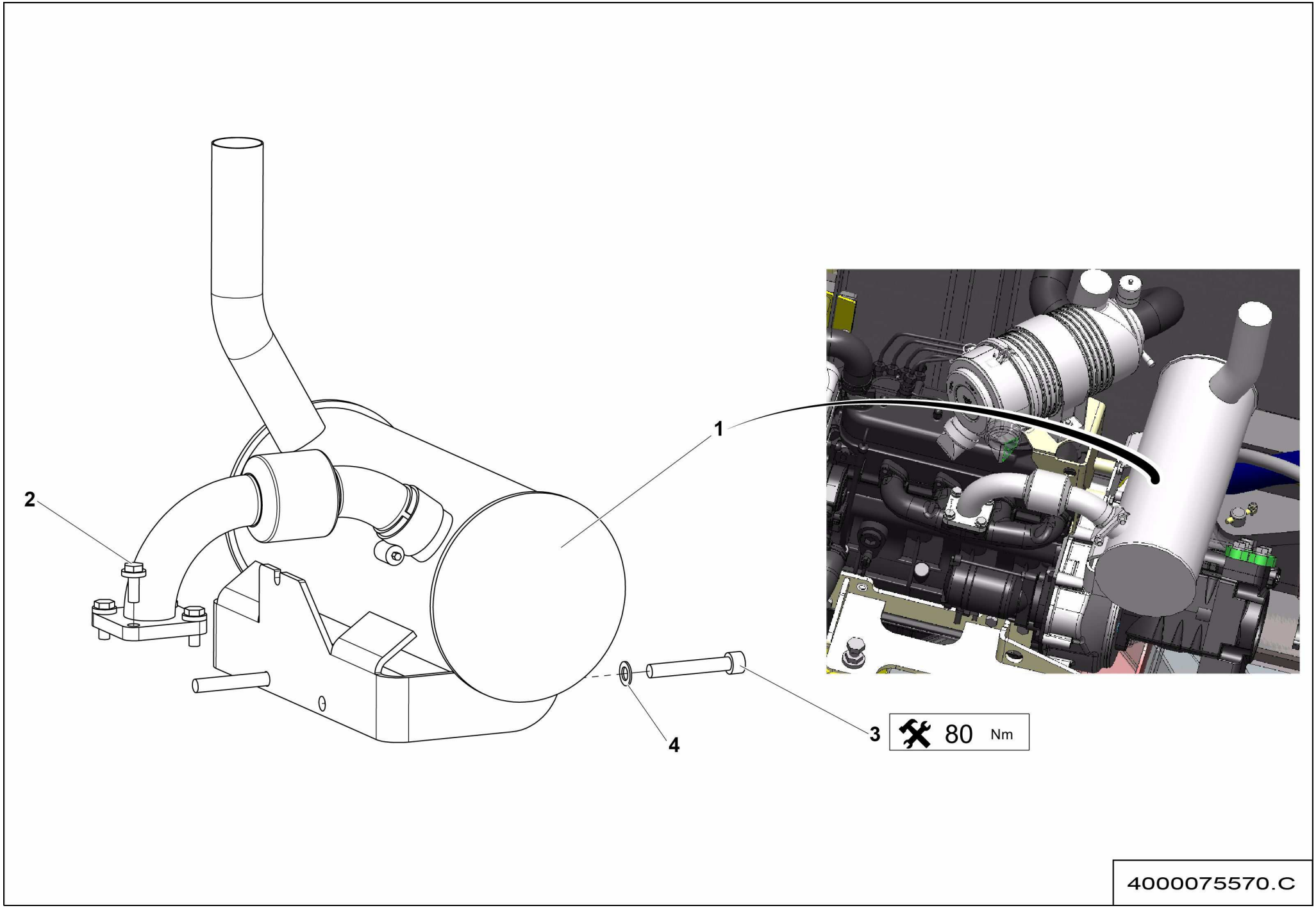
1
2
3
4
80 Nm
4000075570.C

▲ ENSEMBLE ÉCHAPPEMENT
EXHAUST ASSEMBLY

TIER 3

◀ C-315 ▶

Rep.	Désignation	Designation	Specification	Qty	Code	Up to / jusqu'à
1	SILENCIEUX D'ÉCHAPPEMENT	EXHAUST SILENCER	TIER3	1	4000416620	
2	VIS H À EMBASE	FLANGE HEAD CAP SCREW	M8X20-20 CL. 8.8	4	4000030180	
3	VIS CHC	SOCKET CAP SCREW	M10X65-65 P1.25 CL.12.9	2	2700102190	
4	RONDELLE DENT EXTÉRIEUR	OVERLAP TOOTH WASHER	10.5 - 18 - 1.4 - CL.8.8	2	2351301110	

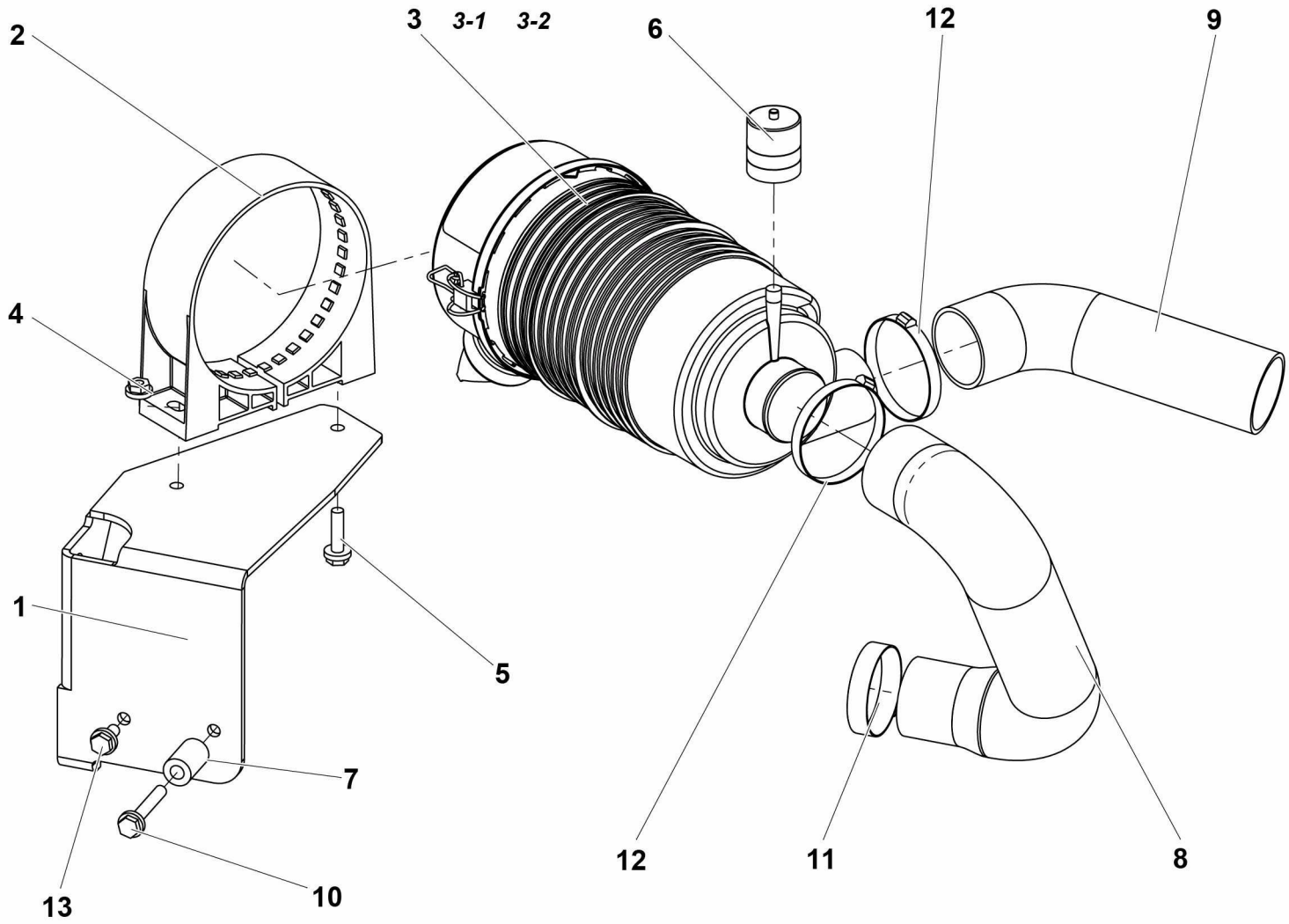

4000075510.A_1

▲ ENSEMBLE FILTRE À AIR
AIR FILTER ASSEMBLY

◀ C-355 ▶

Rep.	Désignation	Designation	Specification	Qty	Code	Up to / jusqu'à
1	TÔLE SUPPORT	SHEET METAL SUPPORT		1	4000075460	
2	BRIDE	FLANGE		1	4000044560	
3	FILTRE À AIR	AIR FILTER		1	4000044550	
3-1	*CARTOUCHE PRIMAIRE*	*PRIMARY CARTRIDGE*		*1*	*4000211710*	
3-2	*CARTOUCHE SECONDAIRE*	*SECONDARY CARTRIDGE*		*1*	*4000211720*	
4	ÉCROU H EMBASE	HEX FLANGE NUT	M8 CL.8	2	2700200300	
5	VIS H À EMBASE	FLANGE HEAD CAP SCREW	M8X30-22 CL. 8.8	2	2700101610	
6	INDICATEUR COLMATAGE AIR	AIR CLOGGING INDICATOR		1	4000018000	
7	TÔLE ENTRETOISE	SPACER PLATE		1	4000075430	
8	DURITE AIR	AIR HOSE		1	4000075440	
9	DURITE AIR	AIR HOSE		1	4000075450	
10	VIS H À EMBASE	FLANGE HEAD CAP SCREW	M8X50-22 CL. 8.8	1	2700102080	
11	COLLIER À VIS	SCREW COLLAR	Ø40-60 X 14 ZB	1	2381401060	
12	COLLIER À VIS	SCREW COLLAR	Ø50-70 X 9 ZB W1	2	2700300620	
13	VIS H À EMBASE	FLANGE HEAD CAP SCREW	M8X16-16 CL.8.8	1	4000099160	

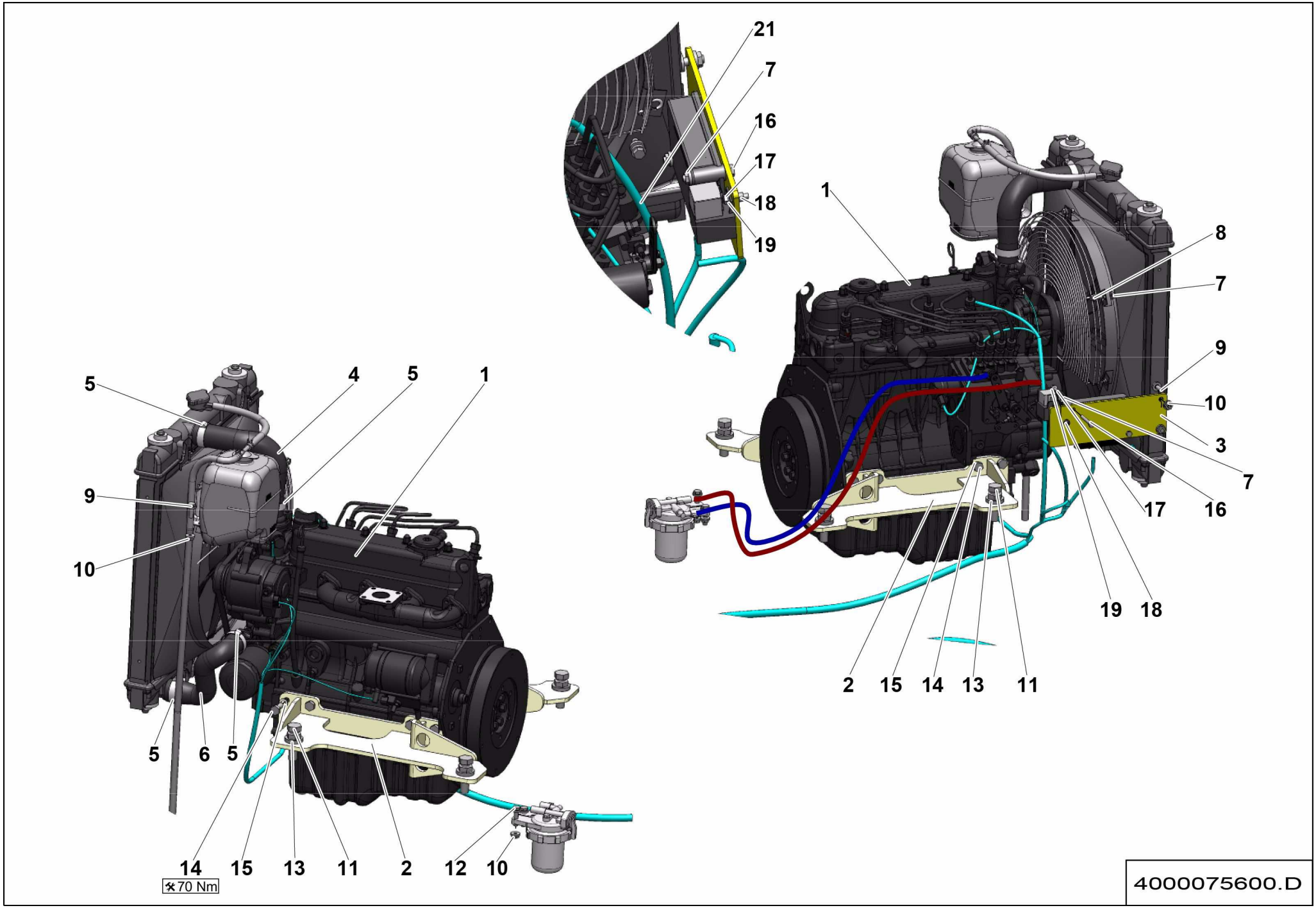
21
7
16
17
18
19
1
8
7
9
10
3
7
17
16
19
18
2
15
14
13
11
5
4
5
1
9
10
5
6
5
14
15
13
11
2
12
10
70 Nm
4000075600.D

▲ ENSEMBLE MOTEUR
MOTOR ASSEMBLY

HA16 RTJ / RTJ O / RTJ PRO

◀ C-450A/ B/C ▶

Rep.	Désignation	Designation	Specification	Qty	Code	Up to / jusqu'à
1	**MOTEUR DIESEL ÉLECTRONIQUE**	**ELECTRONIC DIESEL MOTOR**		**1**	**4000075020**	**SEE DETAILS**
2	TÔLE SUPPORT	SHEET METAL SUPPORT		2	4000075590	
3	TÔLE SUPPORT	SHEET METAL SUPPORT		1	4000049300	
4	DURITE RADIATEUR	HOSE RADIATOR		1	4000075610	
5	COLLIER À VIS	SCREW COLLAR	Ø25-45 X 14 ZB	4	2381401040	
6	DURITE RADIATEUR	HOSE RADIATOR		1	4000075620	
7	ÉCROU H EMBASE	HEX FLANGE NUT	M6 CL.8	6	2700200500	
8	VIS H À EMBASE	FLANGE HEAD CAP SCREW	M6X16-16 CL. 8.8	4	2700102090	
9	VIS H À EMBASE	FLANGE HEAD CAP SCREW	M8X20-20 CL. 8.8	4	4000030180	
10	ÉCROU H EMBASE	HEX FLANGE NUT	M8 CL.8	6	2700200300	
11	VIS H	CAP SCREW	M16X60-60 CL.8.8	4	2331232320	
12	VIS H À EMBASE	FLANGE HEAD CAP SCREW	M8X30-22 CL. 8.8	2	2700101610	
13	ÉCROU H EMBASE	HEX FLANGE NUT	M16 CL.8	4	2700200330	
14	VIS H	CAP SCREW	M10X25-25 P1.25 CL.10.9	16	2700102200	
15	RONDELLE PLATE	ROUND HOLE WASHER	NL 10	16	2700500210	
16	VIS H	CAP SCREW	M6X45-18 CL.8.8	2	2301231470	
17	VIS H	CAP SCREW	M5X20-16 CL.8.8	1	2331231220	
18	ÉCROU EMBASE AUTOFREINÉ	FLANGE HEX LOCKNUT	M5 CL.8 ZB	1	2700200420	
19	RONDELLE PLATE	ROUND HOLE WASHER	5.3 - 12 - 1 - CL.8.8	1	2351112040	
21	**FAISCEAU MOTEUR**	**ENGINE LOOM**		**1**	**4000056590**	**SEE DETAILS**

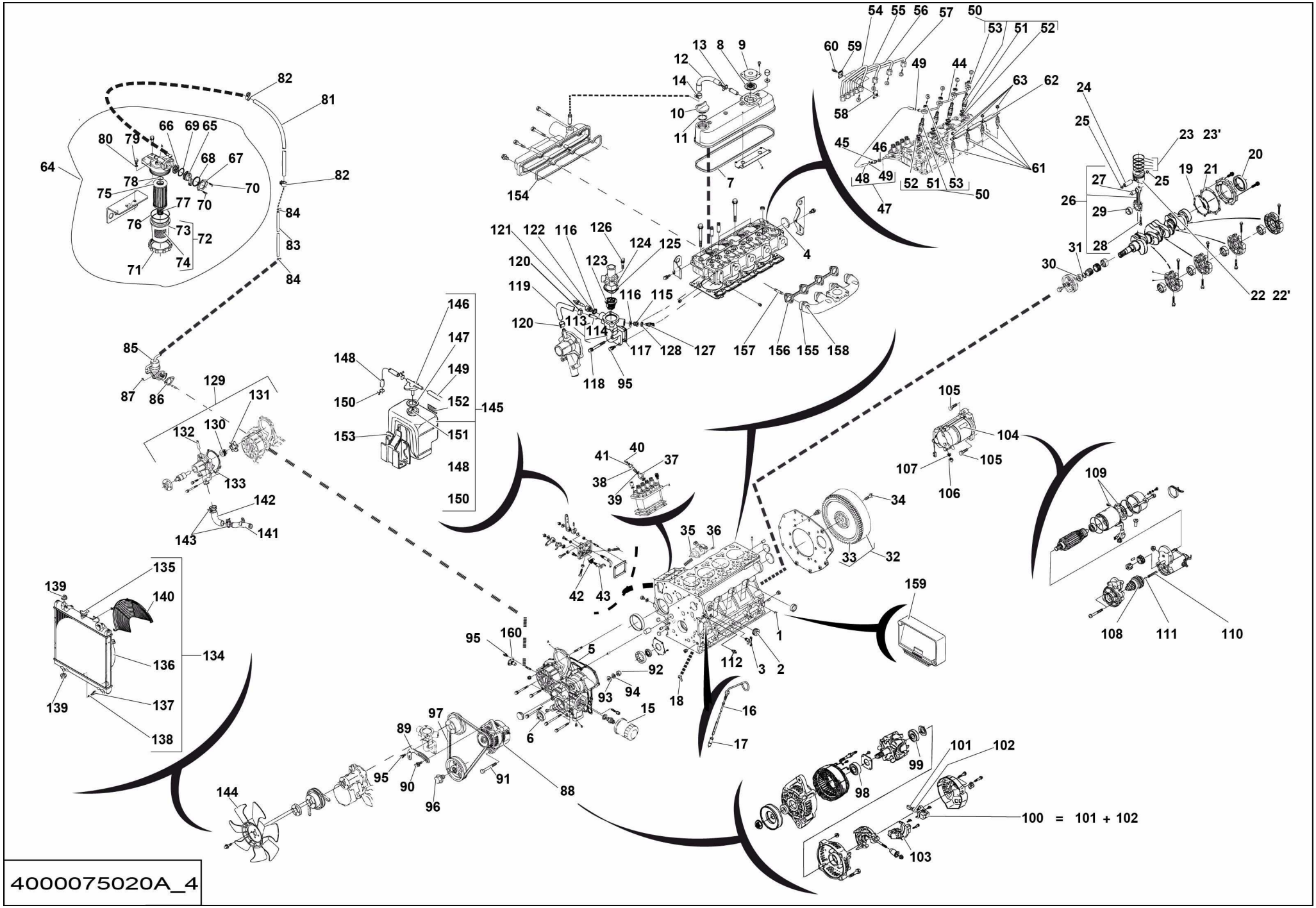
4000075020A_4
100 = 101 + 102

▲ MOTEUR DIESEL ÉLECTRONIQUE
ELECTRONIC DIESEL MOTOR

Rep.	Désignation	Designation	Specification	Qty	Code	Up to / jusqu'à
1	BOUCHON	PLUG		4	4000209410	
2	BOUCHON	PLUG		1	4000209420	
3	ROBINET	VALVE		1	4000209440	
4	JOINT PLAT	GASKET		1	4000209450	
5	JOINT PLAT	GASKET		1	4000209460	
6	JOINT PLAT	GASKET		1	4000209470	
7	JOINT PLAT	GASKET		1	4000209650	
8	ROBINET	VALVE		1	4000209660	
9	CAPOT TÔLE	SHEET METAL COVER		1	4000209670	
10	BOUCHON OPERCULE	SAFETY SEAL PLUG		1	4000209680	
11	JOINT TORIQUE	O-RING		1	4000209690	
12	TUBE HYDRAULIQUE	HYDRAULIC TUBE		1	4000209710	
13	COLLIER DE SERRAGE	TIGHTENING COLLAR		1	4000209740	
14	COLLIER DE SERRAGE	TIGHTENING COLLAR		1	4000209750	
15	FILTRE À HUILE	OIL FILTER		1	4000007250	
16	JAUGE DE NIVEAU	LEVEL GAUGE		1	4000209760	
17	JAUGE DE NIVEAU	LEVEL GAUGE		1	4000209780	
18	BOUCHON OPERCULE	SAFETY SEAL PLUG		1	4000209790	
19	JOINT PLAT	GASKET		1	4000209800	
20	BAGUE D'ÉTANCHÉITÉ	SEALING RING		1	4000209810	
21	JOINT PLAT	GASKET		1	4000209820	
22	PISTON	PISTON		4	4000209850	
22'	PISTON	PISTON	+0.50 MM	4	4000209860	
23	SEGMENT	PISTON RING		4	4000209870	
23'	SEGMENT	PISTON RING	0.5	4	4000209880	
24	PISTON	PISTON	AXE / PIN	4	4000209890	

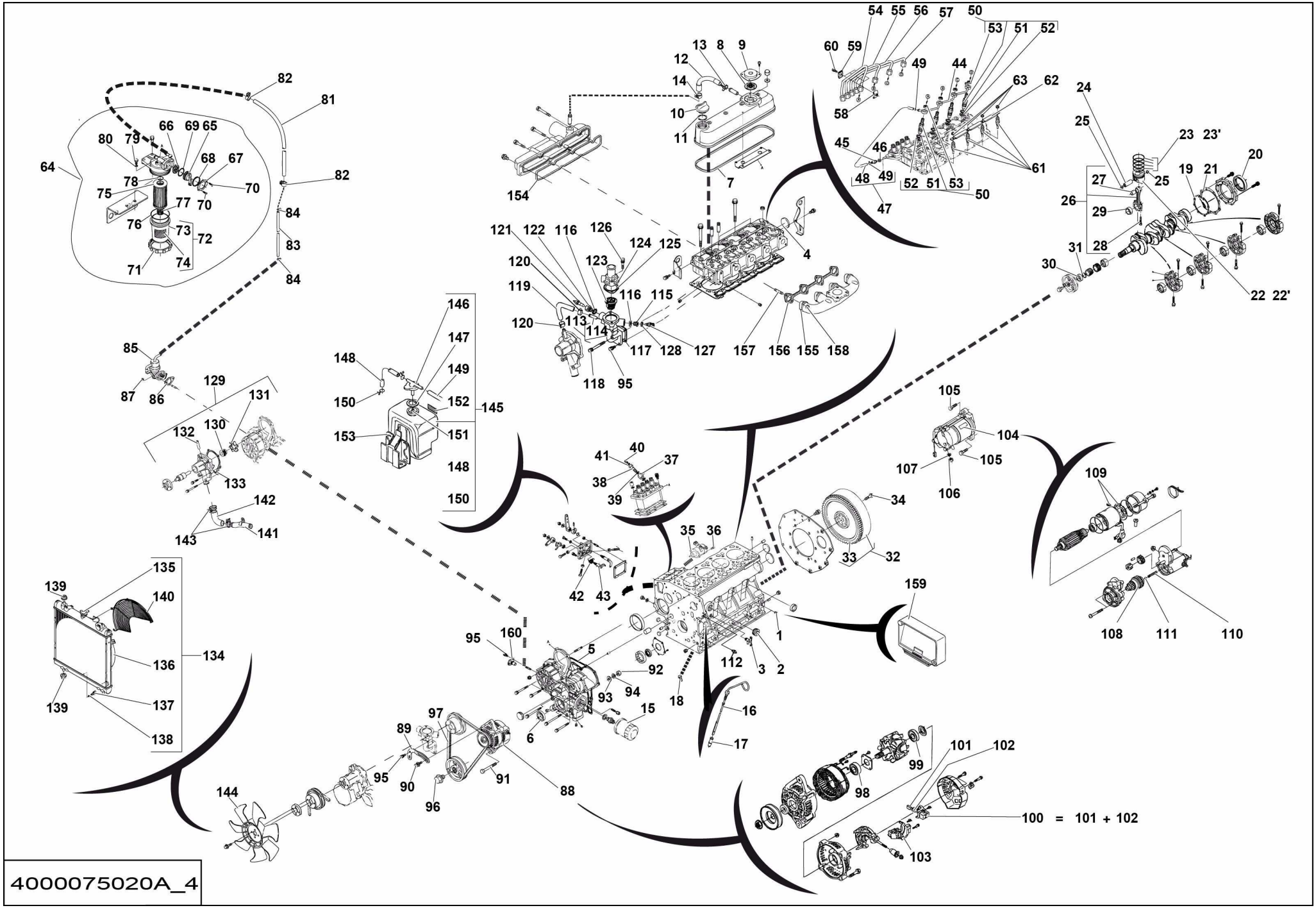
4000075020A_4
100 = 101 + 102

▲ MOTEUR DIESEL ÉLECTRONIQUE
ELECTRONIC DIESEL MOTOR

Rep.	Désignation	Designation	Specification	Qty	Code	Up to / jusqu'à
25	COLLIER DE SERRAGE	TIGHTENING COLLAR		8	4000209900	
26	BIELLE	CONNECTING ROD		4	4000209920	
27	BAGUE DE GUIDAGE	GUIDE RING		4	4000209930	
28	VIS SPECIFIQUE	SPECIAL SCREW		8	4000209940	
29	COUSSINET	BEARING BUSH		4	4000209960	
30	ATTACHE DE FIXATION	FASTENER		1	4000209980	
31	BAGUE	RING		1	4000209990	
32	COURONNE	RING		1	4000210000	
33	COURONNE	RING		1	4000210010	
34	VIS SPECIFIQUE	SPECIAL SCREW		1	4000210020	
35	ÉLECTROVALVE	SOLENOID VALVE		1	4000210060	
36	VIS SPECIFIQUE	SPECIAL SCREW		2	4000210070	
37	EMBOUT COUDÉ	BENDED FITTING		1	4000210090	
38	VIS SPECIFIQUE	SPECIAL SCREW		1	4000210100	
39	JOINT PLAT	GASKET		2	4000210160	
40	VIS SPECIFIQUE	SPECIAL SCREW		1	4000210170	
41	JOINT PLAT	GASKET		1	4000210180	
42	RESSORT DE COMPRESSION	COMPRESSION SPRING		1	4000210190	
43	JOINT PLAT	GASKET		1	4000210200	
44	TUBE HYDRAULIQUE	HYDRAULIC TUBE		1	4000210220	
45	VIS SPECIFIQUE	SPECIAL SCREW		1	4000210240	
46	JOINT PLAT	GASKET		1	4000210250	
47	TUYAU RIGIDE	RIGID PIPE		1	4000210260	
48	TUYAU RIGIDE	RIGID PIPE		1	4000210270	
49	ATTACHE DE FIXATION	FASTENER		2	4000210280	
50	ENSEMBLE PORTE INJECTEUR	NOZZLE HOLDER KIT		4	4000210290	

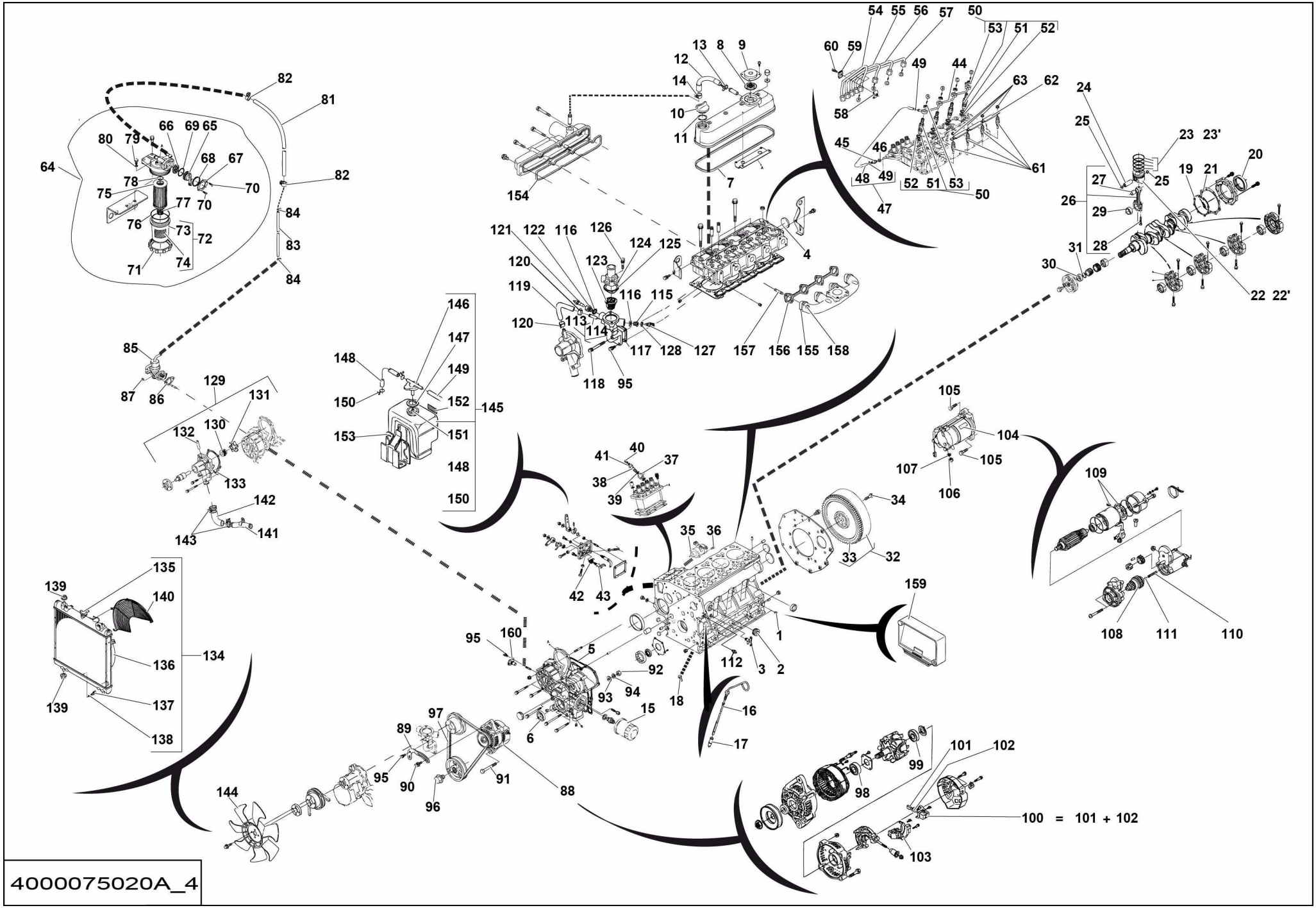
100 = 101 + 102
4000075020A_4

▲ MOTEUR DIESEL ÉLECTRONIQUE
ELECTRONIC DIESEL MOTOR

Rep.	Désignation	Designation	Specification	Qty	Code	Up to / jusqu'à
51	JOINT PLAT	GASKET		4	4000210300	
52	JOINT À LÈVRE	LIPPED SEAL		4	4000210310	
53	ÉCROU H	HEX NUT		4	4000210320	
54	TUYAU RIGIDE	RIGID PIPE		1	4000210330	
55	TUYAU RIGIDE	RIGID PIPE		1	4000210340	
56	TUYAU RIGIDE	RIGID PIPE		1	4000210350	
57	TUYAU RIGIDE	RIGID PIPE		1	4000210360	
58	ATTACHE DE FIXATION	FASTENER		3	4000210370	
59	ATTACHE DE FIXATION	FASTENER		3	4000210400	
60	VIS SPECIFIQUE	SPECIAL SCREW		3	4000210410	
61	BOUGIE DE PRÉCHAUFFAGE	PREHEATER PLUG		4	4000210420	
62	FIL	WIRE		1	4000210430	
63	ÉCROU H	HEX NUT		4	4000210440	
64	FILTRE À GASOIL	DIESEL OIL FILTER		1	4000210480	
65	ATTACHE DE FIXATION	FASTENER		1	4000210470	
66	JOINT PLAT	GASKET		1	4000210490	
67	ROBINET	VALVE		1	4000210500	
68	BUTÉE	STOP		1	4000210510	
69	JOINT TORIQUE	O-RING		1	4000210530	
70	VIS SPECIFIQUE	SPECIAL SCREW		2	4000210540	
71	BAGUE D'ARRET	RING STOP		1	4000210550	
72	TÊTE DE FILTRE	FILTER HEAD		1	4000210610	
73	CAPOT TÔLE	SHEET METAL COVER	POT DE FILTRE / CUP FILTER	1	4000079440	
74	ÉTIQUETTE	LABEL		1	4000210620	
75	CARTOUCHE	CARTRIDGE		1	4000079430	
76	JOINT TORIQUE	O-RING		1	4000079450	

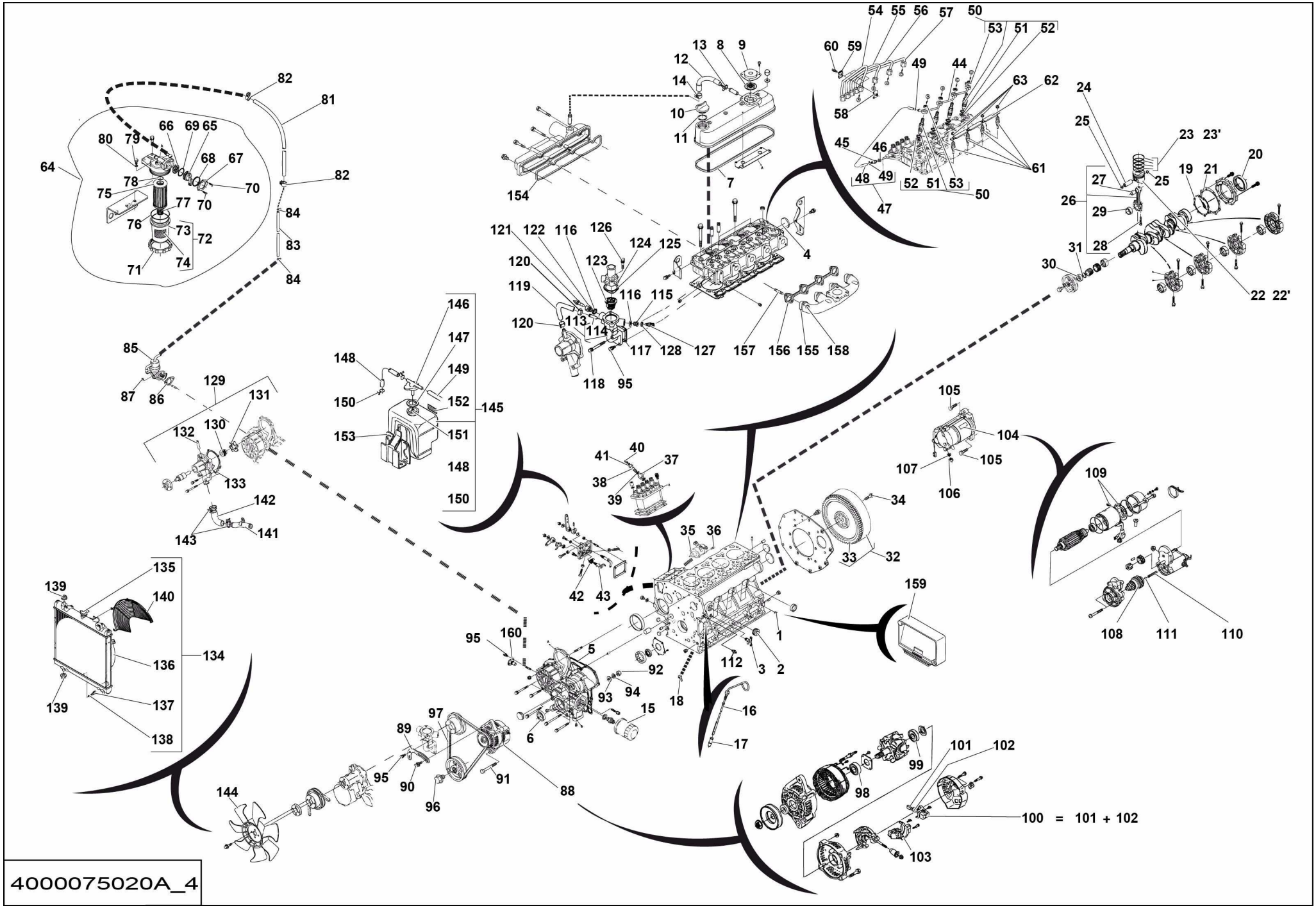
4000075020A_4
100 = 101 + 102

▲ MOTEUR DIESEL ÉLECTRONIQUE
ELECTRONIC DIESEL MOTOR

Rep.	Désignation	Designation	Specification	Qty	Code	Up to / jusqu'à
77	RESSORT DE COMPRESSION	COMPRESSION SPRING		1	4000210520	
78	JOINT TORIQUE	O-RING		1	4000210630	
79	VIS SPECIFIQUE	SPECIAL SCREW		1	4000210640	
80	JOINT TORIQUE	O-RING		1	4000210650	
81	TUYAU RIGIDE	RIGID PIPE		1	4000210660	
82	ATTACHE DE FIXATION	FASTENER		4	4000210670	
83	TUYAU RIGIDE	RIGID PIPE		1	4000210690	
84	ATTACHE DE FIXATION	FASTENER		4	4000210700	
85	POMPE ALIMENTATION MECA	FUEL PUMP		1	4000014700	
86	JOINT PLAT	GASKET		1	4000210710	
87	ÉCROU H	HEX NUT		2	4000210720	
88	ALTERNATEUR	ALTERNATOR	12V 60A	1	4000210730	
89	TENDEUR	TENSIONER		1	4000210740	
90	VIS SPECIFIQUE	SPECIAL SCREW		1	4000210750	
91	VIS SPECIFIQUE	SPECIAL SCREW		1	4000210760	
92	ÉCROU H	HEX NUT		1	4000210770	
93	RONDELLE PLATE	ROUND HOLE WASHER		1	4000210780	
94	RONDELLE GROWER	GROWER WASHER		1	4000210790	
95	VIS SPECIFIQUE	SPECIAL SCREW		5	4000210800	
96	VIS SPECIFIQUE	SPECIAL SCREW		1	4000210810	
97	COURROIE	BELT		1	4000210820	
98	ROULEMENT A BILLE	BALL BEARING		1	4000210830	
99	ROULEMENT A BILLE	BALL BEARING		1	4000210840	
100	PORTE BALAIS	CARBONS BRUSHES HOLDER		1	4000079510	
101	ATTACHE DE FIXATION	FASTENER		2	4000210850	
102	RESSORT DE COMPRESSION	COMPRESSION SPRING		2	4000210860	

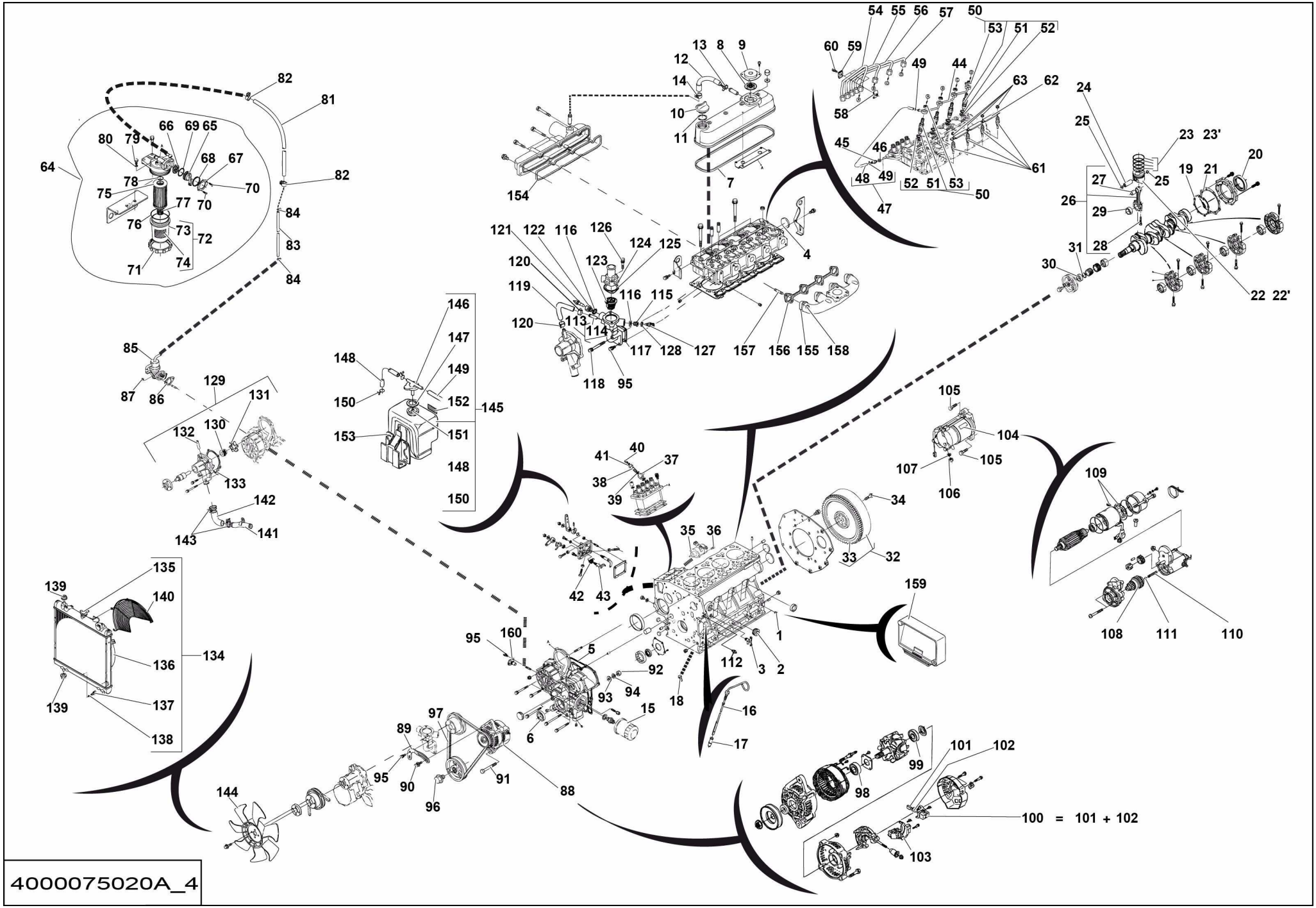
4000075020A_4
100 = 101 + 102

▲ MOTEUR DIESEL ÉLECTRONIQUE
ELECTRONIC DIESEL MOTOR

Rep.	Désignation	Designation	Specification	Qty	Code	Up to / jusqu'à
103	REGULATEUR	REGULATOR		1	4000210870	
104	DEMARREUR	STARTER		1	4000210880	
105	VIS SPECIFIQUE	SPECIAL SCREW		2	4000210890	
106	ÉCROU H	HEX NUT		1	4000210900	
107	RONDELLE GROWER	GROWER WASHER		1	4000210910	
108	EMBRAYAGE	CLUTCH		1	4000210920	
109	KIT	KIT		1	4000210930	
110	RESSORT DE COMPRESSION	COMPRESSION SPRING		1	4000210940	
111	BILLE	BALL		1	4000210950	
112	ACCESSOIRE	ACCESSORIES	MANO-CONTACT / OIL SWITCH	1	4000210960	
113	BRIDE	FLANGE		1	4000211010	
114	TUYAU RIGIDE	RIGID PIPE		1	4000211020	
115	ADAPTATEUR	ADAPTOR		1	4000211030	
116	JOINT PLAT	GASKET		2	4000211040	
117	JOINT PLAT	GASKET		1	4000211050	
118	VIS SPECIFIQUE	SPECIAL SCREW		1	4000211060	
119	TUYAU RIGIDE	RIGID PIPE		1	4000211070	
120	ATTACHE DE FIXATION	FASTENER		2	4000211080	
121	ACCESSOIRE	ACCESSORIES		1	4000211090	
122	ADAPTATEUR	ADAPTOR		1	4000211100	
123	THERMOSTAT TEMP EAU	WATER TEMP THERMOSTAT		1	4000014720	
124	CAPOT TÔLE	SHEET METAL COVER		1	4000211110	
125	JOINT PLAT	GASKET		1	4000211120	
126	VIS SPECIFIQUE	SPECIAL SCREW		2	4000211130	
127	ENSEMBLE DÉTECTEUR	DETECTOR ASSEMBLY		1	4000211140	
128	JOINT À LÈVRE	LIPPED SEAL		1	4000211150	

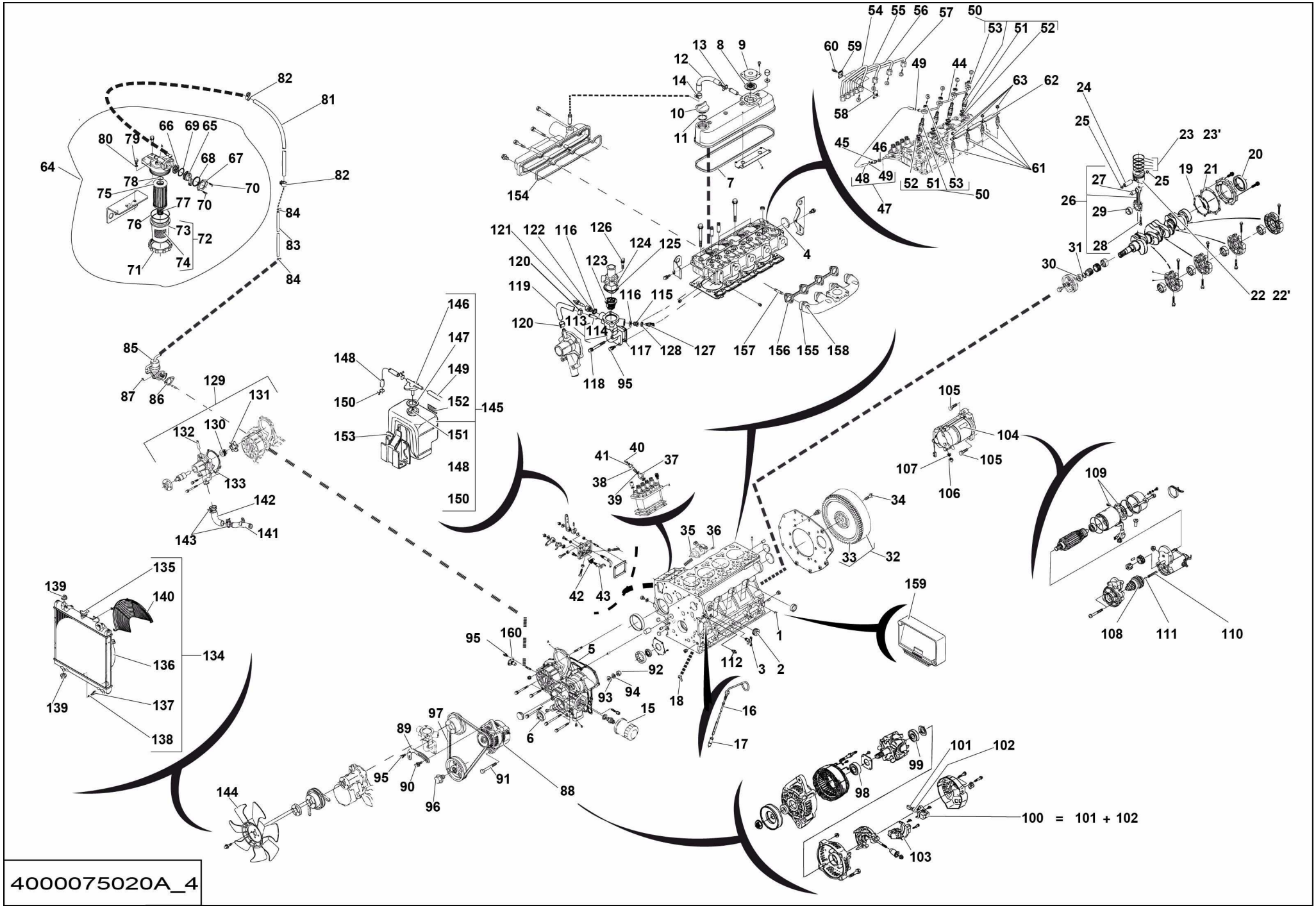
4000075020A_4
100 = 101 + 102

▲ MOTEUR DIESEL ÉLECTRONIQUE
ELECTRONIC DIESEL MOTOR

Rep.	Désignation	Designation	Specification	Qty	Code	Up to / jusqu'à
129	POMPE À EAU	WATER PUMP		1	4000010330	
130	JOINT À LÈVRE	LIPPED SEAL		1	4000211160	
131	POMPE	PUMP	TURBINE DE POMPE WATER PUMP IMPELLER	1	4000211170	
132	TUYAU RIGIDE	RIGID PIPE		1	4000211180	
133	JOINT PLAT	GASKET		1	4000211190	
134	ENSEMBLE RADIATEUR	RADIATOR UNIT		1	4000211200	
135	BOUCHON OPERCULE	SAFETY SEAL PLUG		1	4000211210	
136	ACCESSOIRE	ACCESSORIES	DEFLECTEUR DE VENTILATEUR FAN SHROUD	1	4000211220	
137	BOUCHON OPERCULE	SAFETY SEAL PLUG		1	4000211230	
138	JOINT TORIQUE	O-RING		1	4000211240	
139	CAOUTCHOUC	RUBBER		4	4000211250	
140	GRILLE DE PROTECTION RADIATEUR	RADIATOR PROTECTION		1	2324008190	
141	TUYAU RIGIDE	RIGID PIPE		1	4000211260	
142	TUYAU RIGIDE	RIGID PIPE		1	4000211280	
143	ATTACHE DE FIXATION	FASTENER		2	4000211300	
144	VENTILATEUR	FAN		1	4000211320	
145	ENSEMBLE RÉSERVOIR CARBURANT	FUEL TANK ASSEMBLY	VASE D EXPANSION / RESERVE TANK	1	4000211340	
146	BOUCHON OPERCULE	SAFETY SEAL PLUG		1	4000211360	
147	JOINT PLAT	GASKET		1	4000211370	
148	TUYAU RIGIDE	RIGID PIPE		1	4000211380	
149	TUYAU RIGIDE	RIGID PIPE		1	4000211390	
150	ATTACHE DE FIXATION	FASTENER		2	4000211400	
151	TUYAU RIGIDE	RIGID PIPE		1	4000211410	
152	ÉTIQUETTE	LABEL		1	4000211420	
153	TÔLE DE FIXATION	FASTENING SHEET		1	2324007770	
154	JOINT PLAT	GASKET		1	4000211440	

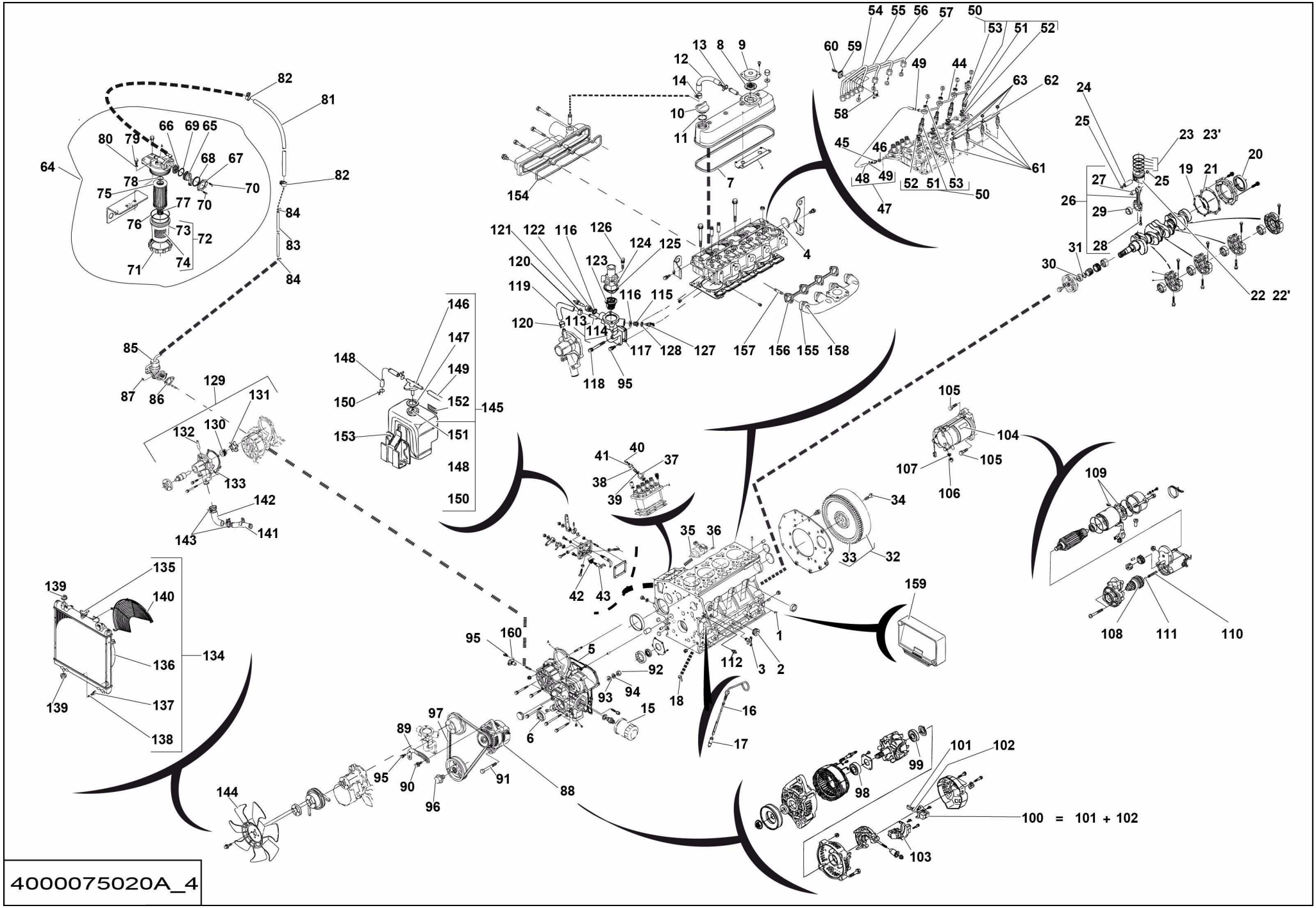
4000075020A_4
100 = 101 + 102

▲ MOTEUR DIESEL ÉLECTRONIQUE
ELECTRONIC DIESEL MOTOR

Rep.	Désignation	Designation	Specification	Qty	Code	Up to / jusqu'à
155	COLLECTEUR D'ÉCHAPPEMENT	EXHAUST MANIFOLD		1	4000211450	
156	JOINT PLAT	GASKET		1	4000211460	
157	GOUJON	STUD		8	4000211470	
158	ÉCROU H	HEX NUT		8	4000211480	
159	CONSOLE	CONSOLE	ECU	1	4000211490	
160	ENSEMBLE DÉTECTEUR	DETECTOR ASSEMBLY		1	4000211510	

R300

P.	SIZE	REF.	NUM.	CONTACTS
1	1	EGV/41	136	4000134630
2	1	EGV/36	135	4000134630

ST300

P.	SIZE	REF.	NUM.
	0.5	CN04/11	174

CN04

P.	SIZE	REF.	NUM.	CONTACTS
1	0.5	KM160/86	162	4000173700
2	2.5	START	165	4000306170
3	1	EGV/21	165	4000213080
4	0.5	ALT/1	102	4000173700
5	1	EGV/22	183	4000213080
6				
7	0.75	EGV/23	2002	4000137700
8	0.75	EGV/24	2001	4000137700
9	1	SPL172	172	4000213080
10	0.5	SP300	173	4000173700
11	0.5	ST300	174	4000173700
12	0.5	KM160/85	0	4000173700

SV300

P.	SIZE	REF.	NUM.	CONTACTS
1	0.75	EGV/20	134	4000134620
2	0.75	EGV/2	133	4000134620
3	0.75	EGV/43	132	4000134620

EGV

P.	SIZE	REF.	NUM.	CONTACTS
2	0.75	SV300/2	133	4000135080
6	0.75	ST302/1	130	4000135080
19	1	SPL0	0	4000135080
20	0.75	SV300/1	134	4000135080
21	1	CN04/3	165	4000135080
22	1	CN04/5	183	4000135080
23	0.75	CN04/7	2002	4000135080
24	0.75	CN04/8	2001	4000135080
31	0.75	ST302/2	131	4000135080
36	1	YA300/2	135	4000135080
37	1	SPL0	0	4000135080
41	1	YA300/1	136	4000135080
43	0.75	SV300/3	132	4000135080
44	1	SPL172	172	4000135080

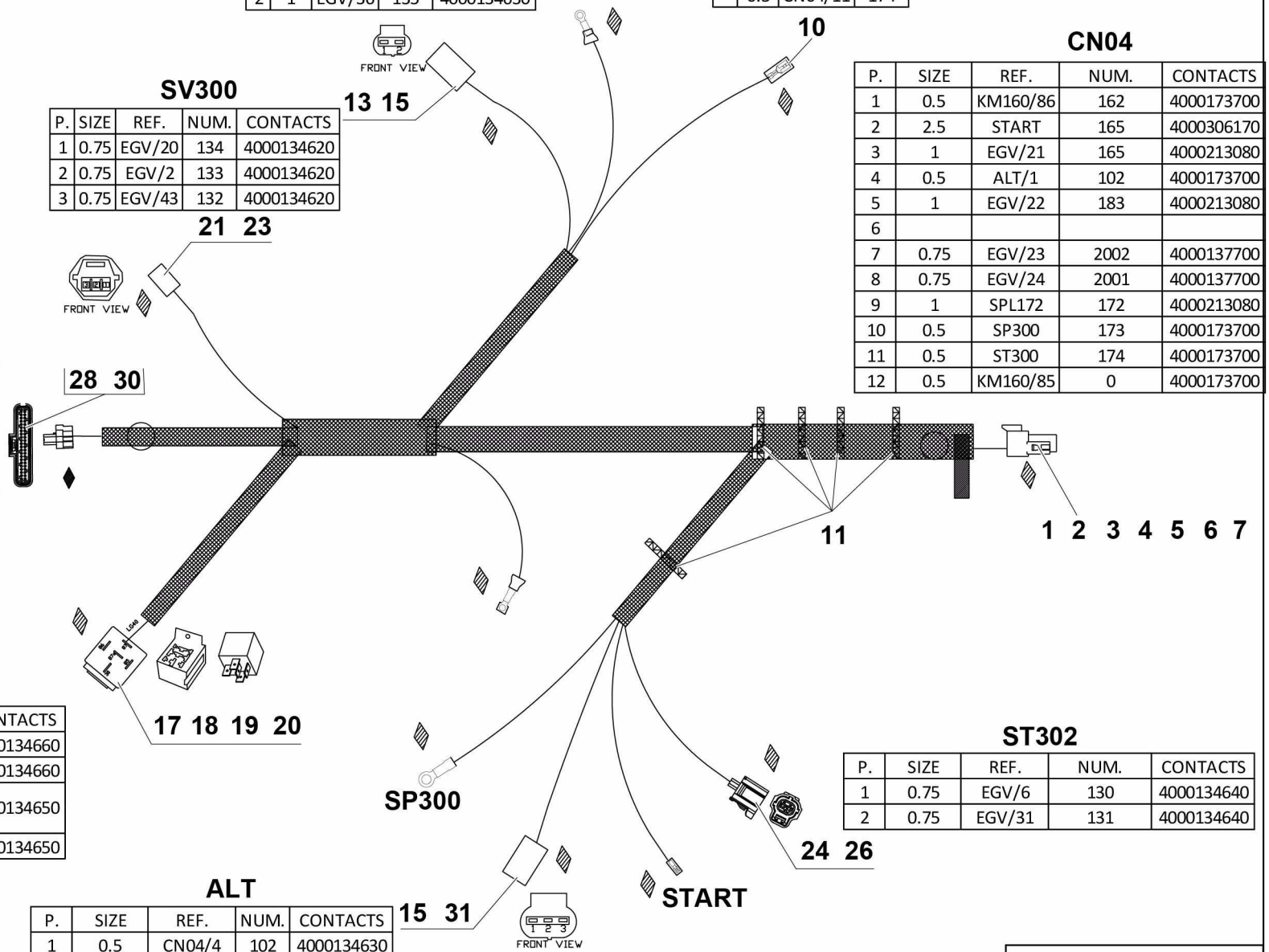

KM160

P.	SIZE	REF.	NUM.	CONTACTS
30	10	FU161	160	4000134660
87	10	R300	161	4000134660
85	0.5	CN04/12	0	4000134650
	1	SPL0	0	
86	0.5	CN04/1	162	4000134650

ST302

P.	SIZE	REF.	NUM.	CONTACTS
1	0.75	EGV/6	130	4000134640
2	0.75	EGV/31	131	4000134640

ALT

P.	SIZE	REF.	NUM.	CONTACTS
1	0.5	CN04/4	102	4000134630
2	1	SPL172	172	4000134630

15 31

4000056590.D_2

▲ FAISCEAU MOTEUR
ENGINE LOOM

◀ C-450A/ B/C-21 ▶

Rep.	Désignation	Designation	Specification	Qty	Code	Up to / jusqu'à
1	CONNECTEUR	CONNECTOR	12 POINTS	1	4000137560	
2	CALE	CHOCK	12 POINTS	1	2901008160	
3	COSSE	LUG		1	4000306170	
4	COSSE	LUG	0.5_1	5	4000173700	
5	COSSE	LUG		2	4000137700	
6	COSSE	LUG		3	4000213080	
7	CAPUCHON	SEALING PLUG		1	4000207120	
10	CAPUCHON	SEALING PLUG		1	2901013870	
11	SERRE CABLE	WIRE CLAMP		5	4000137070	
13	CONNECTEUR	CONNECTOR	2 VOIES / WAYS	1	4000134180	
15	CONTACTS	CONTACTS		4	4000134630	
17	RELAIS	RELAY	12V 70A	1	4000134670	
18	BOÎTIER PLASTIQUE	PLASTIC CASE		1	4000134680	
19	COSSE	LUG		2	4000134650	
20	COSSE	LUG		2	4000134660	
21	CONNECTEUR	CONNECTOR	3 VOIES / WAYS	1	4000134190	
23	CONTACTS	CONTACTS		3	4000134620	
24	CONNECTEUR	CONNECTOR	2 VOIES / WAYS	1	4000134200	
26	CONTACTS	CONTACTS		2	4000134640	
28	CONNECTEUR	CONNECTOR	44 VOIES / WAYS	1	4000134220	
30	DOUILLE	PIN	SUPERSEAL	14	4000100570	
31	CONNECTEUR	CONNECTOR	3 VOIES / WAYS	1	4000134210	

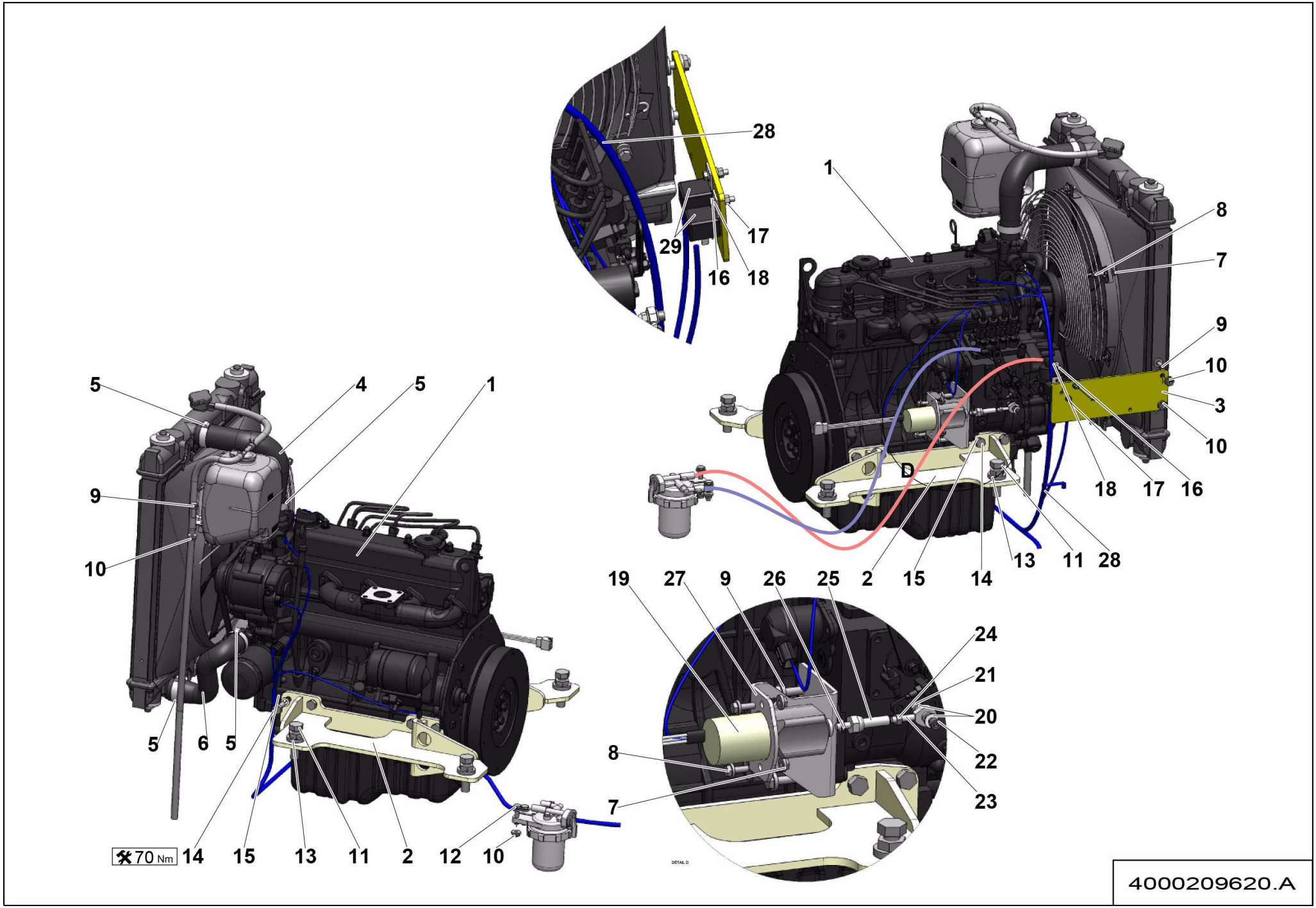
28
29
17
16
18
1
8
7
9
10
3
10
D
18
17
16
13
11
28
2
15
14
5
4
5
1
9
10
5
6
5
70 Nm
14
15
13
11
2
12
10
19
27
9
26
25
24
21
20
22
23
8
7
DETAIL D
4000209620.A

▲ ENSEMBLE MOTEUR
MOTOR ASSEMBLY

TIER 3 HA46 RTJO / RTJ PRO <02/2016

◀ C-450D/ E 1/2 ▶

Rep.	Désignation	Designation	Specification	Qty	Code	Up to / jusqu'à
1	**MOTEUR DIESEL MÉCANIQUE**	**DIESEL MOTOR**		**1**	**4000209610**	**SEE DETAILS**
2	TÔLE SUPPORT	SHEET METAL SUPPORT		2	4000075590	
3	TÔLE SUPPORT	SHEET METAL SUPPORT		1	4000049300	
4	DURITE RADIATEUR	HOSE RADIATOR	A	1	4000075610	
5	COLLIER DE SERRAGE	TIGHTENING COLLAR	Ø25-45 X 14 ZB	4	2381401040	
6	DURITE RADIATEUR	HOSE RADIATOR	B	1	4000075620	
7	ÉCROU H EMBASE	HEX FLANGE NUT	M6 CL.8	6	2700200500	
8	VIS H À EMBASE	FLANGE HEAD CAP SCREW	M6X16-16 CL. 8.8	6	2700102090	
9	VIS H À EMBASE	FLANGE HEAD CAP SCREW	M8X20-20 CL. 8.8	6	4000030180	
10	ÉCROU H EMBASE	HEX FLANGE NUT	M8 CL.8	6	2700200300	
11	VIS H	CAP SCREW	M16X60-60 CL.8.8	4	2331232320	
12	VIS H À EMBASE	FLANGE HEAD CAP SCREW	M8X30-22 CL. 8.8	2	2700101610	
13	ÉCROU H EMBASE	HEX FLANGE NUT	M16 CL.8	4	2700200330	
14	VIS H	CAP SCREW	M10X25-25 P1.25 CL.10.9	16	2700102200	
15	RONDELLE PLATE	ROUND HOLE WASHER	NL 10	16	2700500210	
16	VIS H	CAP SCREW	M5X20-16 CL.8.8	2	2331231220	
17	ÉCROU EMBASE AUTOFREINÉ	FLANGE HEX LOCKNUT	M5 CL.8 ZB	2	2700200420	
18	RONDELLE PLATE	ROUND HOLE WASHER	5.3 - 12 - 1 - CL.8.8	2	2351112040	
19	SOLENOID ARRÊT	STOP SOLENOID		1	2326016890	
20	RONDELLE PLATE	ROUND HOLE WASHER	6.4 - 14 - 1.2 - CL.8.8	2	2351112050	
21	ÉCROU AUTOFREINÉ	SELF-LOCKED NUT	M6 CL. 8	1	2349221490	
22	VIS CHC	SOCKET CAP SCREW	M6X25-25 CL.8.8	1	2308231500	
23	EMBOUT À ROTULE	BALL JOINT END FITTING		1	2326008460	
24	ÉCROU H	HEX NUT	M6 CL. 8	1	2341221050	
25	ROTULE MÂLE	MALE BALL JOINT		1	2326008470	
26	RONDELLE ÉLASTIQUE	SPRING WASHER	W 8	1	2351201070	

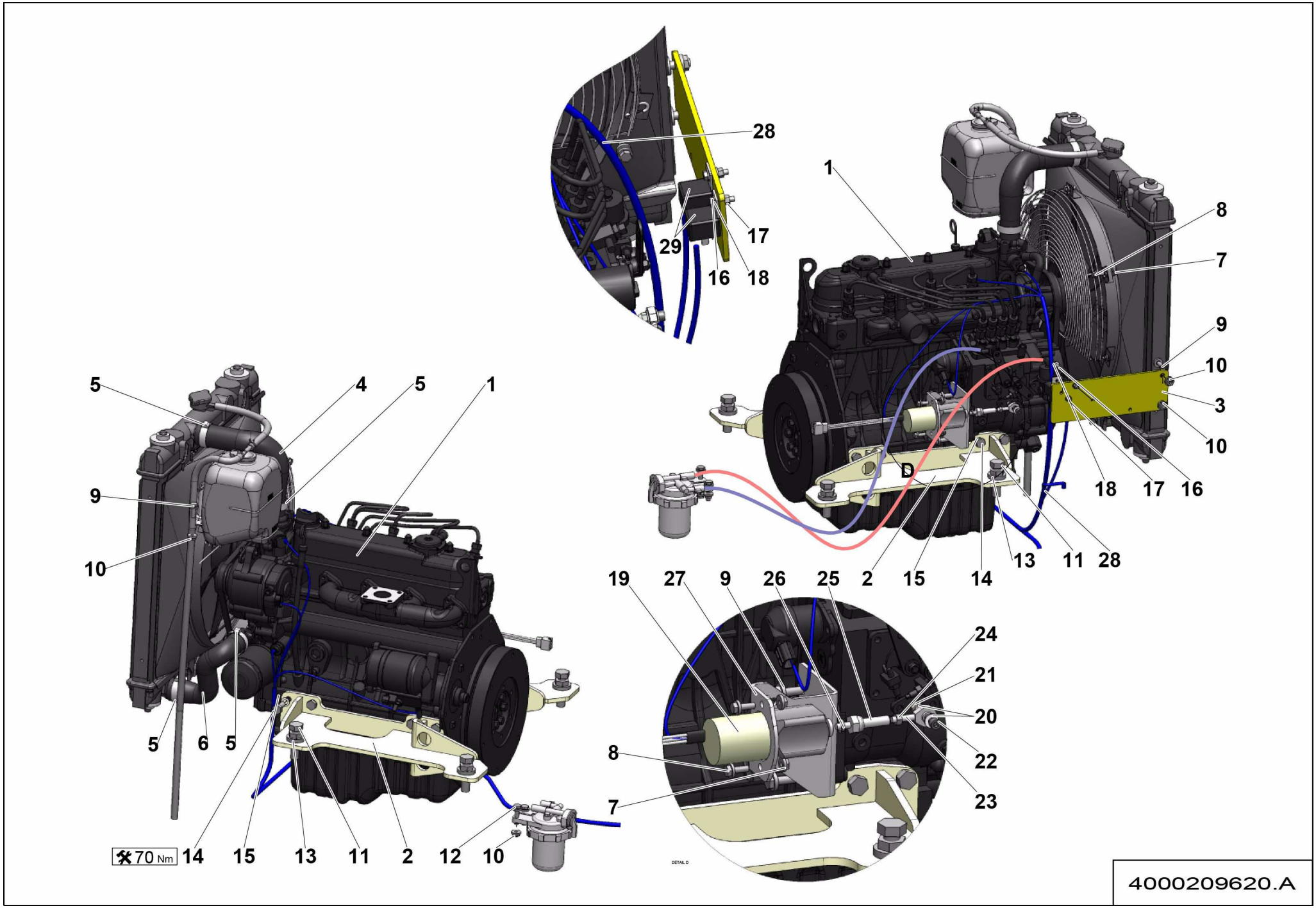
28
29
17
16
18
1
8
7
9
10
3
10
D
18
17
16
13
11
28
2
15
14
5
4
5
1
9
10
5
6
5
70 Nm
14
15
13
11
2
12
10
19
27
9
26
25
24
21
20
22
23
8
7
DETAIL D
4000209620.A

Rep.	Désignation	Designation	Specification	Qty	Code	Up to / jusqu'à
27	SUPPORT	HOLDER	COMMANDE DE REGIME SUPPORT	1	128P351740	
28	**FAISCEAU MOTEUR**	**ENGINE HARNESS**	**TIER3**	**1**	**4000211270**	**SEE DETAILS**
29	RELAIS	RELAY	12V 1RTB	2	2441801860	

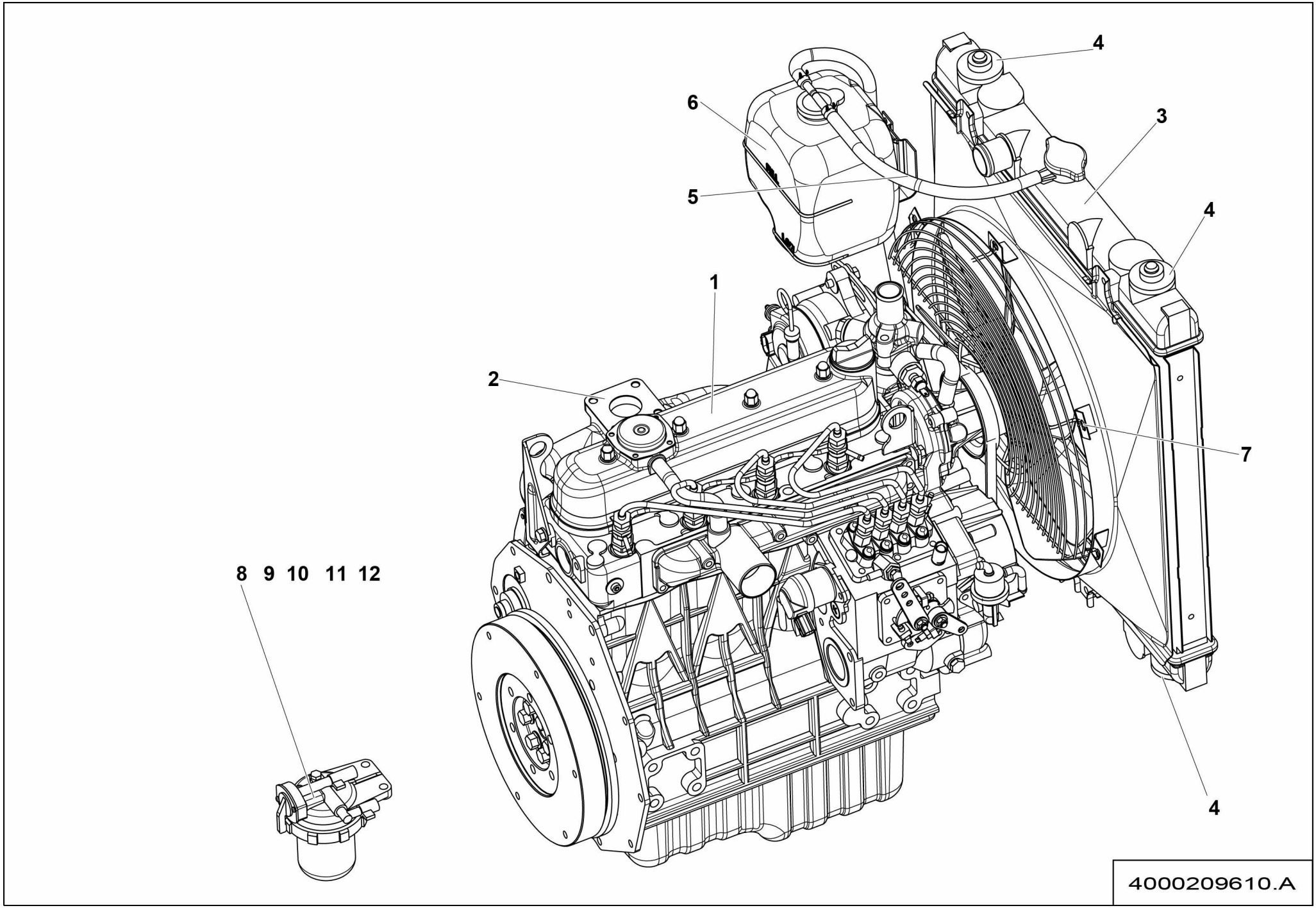
4
6
3
5
4
1
2
7
8 9 10 11 12
4
4000209610.A

▲ MOTEUR DIESEL MÉCANIQUE
DIESEL MOTOR

◀ C-450D/ E-1 ▶

Rep.	Désignation	Designation	Specification	Qty	Code	Up to / jusqu'à
1	**MOTEUR DIESEL MÉCANIQUE**	**DIESEL MOTOR**	**T3**	**1**	**4000209600**	**SEE DETAILS**
2	JOINT ÉCHAPPEMENT	EXHAUST GASKET		1	4000075000	
3	RADIATEUR	RADIATOR		1	4000034600	
4	SILENTBLOC RADIATEUR	RADIATOR SILENTBLOC		4	2324007690	
5	TÔLE DE FIXATION	FASTENING SHEET		1	2324007770	
6	VASE EXPANSION	EXPANSION CHAMBER		1	2324007820	
7	GRILLE DE PROTECTION RADIATEUR	RADIATOR PROTECTION		1	2324008190	
8	FILTRE À GASOIL	DIESEL OIL FILTER		1	4000053030	
9	DURITÉ GASOIL	DIESEL HOSE		1	4000053040	
10	DURITÉ GASOIL	DIESEL HOSE		1	4000053050	
11	COLLIER	COLLAR		1	4000053090	
12	COLLIER	COLLAR		1	4000053100	

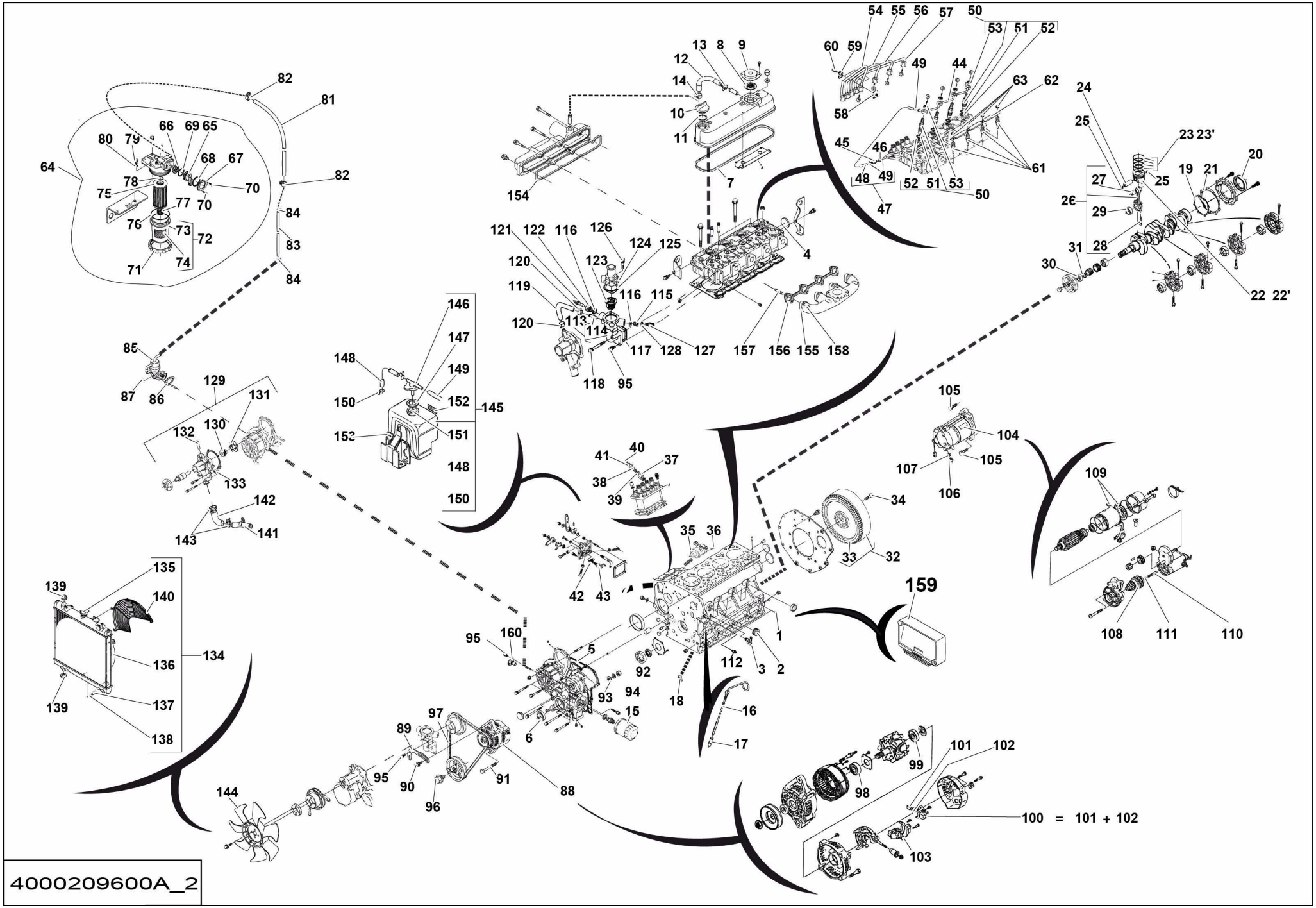
4000209600A_2
100 = 101 + 102

▲ MOTEUR DIESEL MÉCANIQUE
DIESEL MOTOR

Rep.	Désignation	Designation	Specification	Qty	Code	Up to / jusqu'à
1	BOUCHON	PLUG		4	4000209410	
2	BOUCHON	PLUG		1	4000209420	
3	ROBINET	VALVE		1	4000209440	
4	JOINT PLAT	GASKET		1	4000209450	
5	JOINT PLAT	GASKET		1	4000209460	
6	JOINT PLAT	GASKET		1	4000209470	
7	JOINT PLAT	GASKET		1	4000209650	
8	ROBINET	VALVE		1	4000209660	
9	CAPOT TÔLE	SHEET METAL COVER		1	4000209670	
10	BOUCHON OPERCULE	SAFETY SEAL PLUG		1	4000209680	
11	JOINT TORIQUE	O-RING		1	4000209690	
12	TUBE HYDRAULIQUE	HYDRAULIC TUBE		1	4000209710	
13	COLLIER DE SERRAGE	TIGHTENING COLLAR		1	4000209740	
14	COLLIER DE SERRAGE	TIGHTENING COLLAR		1	4000209750	
15	FILTRE À HUILE	OIL FILTER		1	4000007250	
16	JAUGE DE NIVEAU	LEVEL GAUGE		1	4000209760	
17	JAUGE DE NIVEAU	LEVEL GAUGE		1	4000209780	
18	BOUCHON OPERCULE	SAFETY SEAL PLUG		1	4000209790	
19	JOINT PLAT	GASKET		1	4000209800	
20	BAGUE D'ÉTANCHÉITÉ	SEALING RING		1	4000209810	
21	JOINT PLAT	GASKET		1	4000209820	
22	PISTON	PISTON		4	4000209850	
22'	PISTON	PISTON	+0.50 MM	4	4000209860	
23	SEGMENT	PISTON RING		4	4000209870	
23'	SEGMENT	PISTON RING	0.5	4	4000209880	
24	PISTON	PISTON	AXE / PIN	4	4000209890	

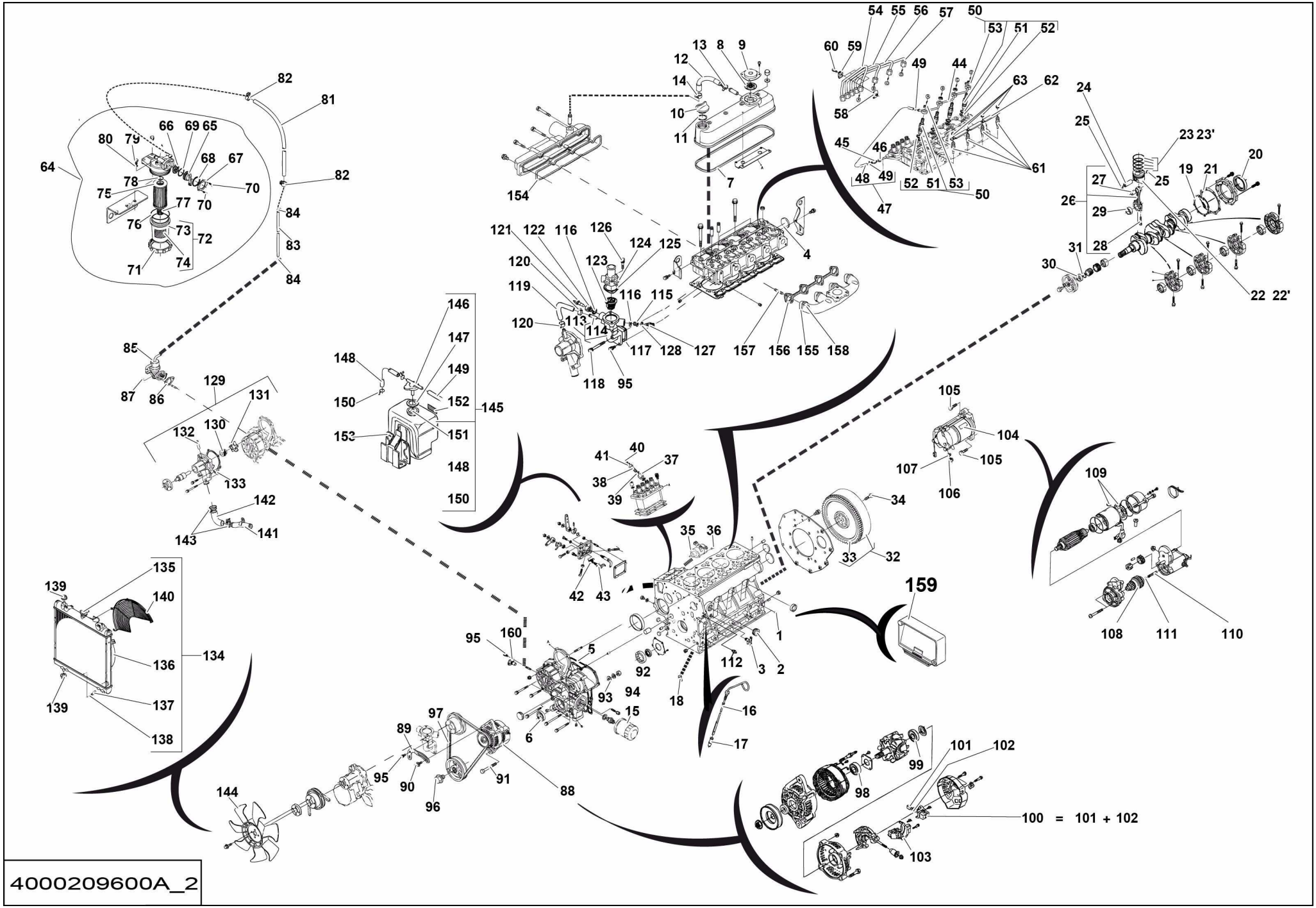
4000209600A_2
100 = 101 + 102

▲ MOTEUR DIESEL MÉCANIQUE
DIESEL MOTOR

Rep.	Désignation	Designation	Specification	Qty	Code	Up to / jusqu'à
25	COLLIER DE SERRAGE	TIGHTENING COLLAR		8	4000209900	
26	BIELLE	CONNECTING ROD		4	4000209920	
27	BAGUE DE GUIDAGE	GUIDE RING		4	4000209930	
28	VIS SPECIFIQUE	SPECIAL SCREW		8	4000209940	
29	COUSSINET	BEARING BUSH		4	4000209960	
30	ATTACHE DE FIXATION	FASTENER		1	4000209980	
31	BAGUE	RING		1	4000209990	
32	COURONNE	RING		1	4000210000	
33	COURONNE	RING		1	4000210010	
34	VIS SPECIFIQUE	SPECIAL SCREW		1	4000210020	
35	ÉLECTROVALVE	SOLENOID VALVE		1	4000210060	
36	VIS SPECIFIQUE	SPECIAL SCREW		2	4000210070	
37	EMBOUT COUDÉ	BENDED FITTING		1	4000210090	
38	VIS SPECIFIQUE	SPECIAL SCREW		1	4000210100	
39	JOINT PLAT	GASKET		2	4000210160	
40	VIS SPECIFIQUE	SPECIAL SCREW		1	4000210170	
41	JOINT PLAT	GASKET		1	4000210180	
42	RESSORT DE COMPRESSION	COMPRESSION SPRING		1	4000210190	
43	JOINT PLAT	GASKET		1	4000210200	
44	TUBE HYDRAULIQUE	HYDRAULIC TUBE		1	4000210220	
45	VIS SPECIFIQUE	SPECIAL SCREW		1	4000210240	
46	JOINT PLAT	GASKET		1	4000210250	
47	TUYAU RIGIDE	RIGID PIPE		1	4000210260	
48	TUYAU RIGIDE	RIGID PIPE		1	4000210270	
49	ATTACHE DE FIXATION	FASTENER		2	4000210280	
50	ENSEMBLE PORTE INJECTEUR	NOZZLE HOLDER KIT		4	4000210290	

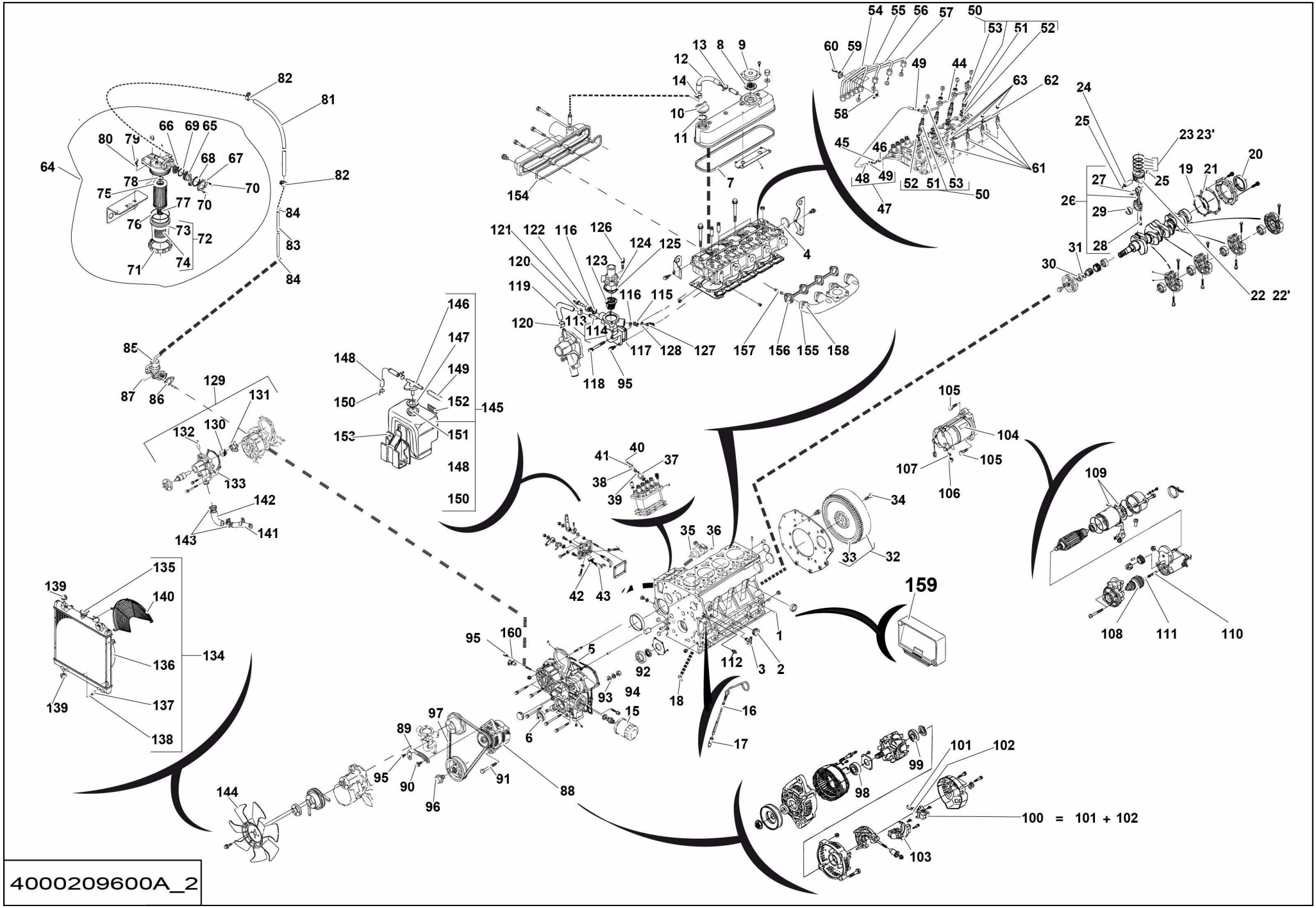
4000209600A_2
100 = 101 + 102

▲ MOTEUR DIESEL MÉCANIQUE
DIESEL MOTOR

Rep.	Désignation	Designation	Specification	Qty	Code	Up to / jusqu'à
51	JOINT PLAT	GASKET		4	4000210300	
52	JOINT À LÈVRE	LIPPED SEAL		4	4000210310	
53	ÉCROU H	HEX NUT		4	4000210320	
54	TUYAU RIGIDE	RIGID PIPE		1	4000210330	
55	TUYAU RIGIDE	RIGID PIPE		1	4000210340	
56	TUYAU RIGIDE	RIGID PIPE		1	4000210350	
57	TUYAU RIGIDE	RIGID PIPE		1	4000210360	
58	ATTACHE DE FIXATION	FASTENER		3	4000210370	
59	ATTACHE DE FIXATION	FASTENER		3	4000210400	
60	VIS SPECIFIQUE	SPECIAL SCREW		3	4000210410	
61	BOUGIE DE PRÉCHAUFFAGE	PREHEATER PLUG		4	4000210420	
62	FIL	WIRE		1	4000210430	
63	ÉCROU H	HEX NUT		4	4000210440	
64	FILTRE À GASOIL	DIESEL OIL FILTER		1	4000210480	
65	ATTACHE DE FIXATION	FASTENER		1	4000210470	
66	JOINT PLAT	GASKET		1	4000210490	
67	ROBINET	VALVE		1	4000210500	
68	BUTÉE	STOP		1	4000210510	
69	JOINT TORIQUE	O-RING		1	4000210530	
70	VIS SPECIFIQUE	SPECIAL SCREW		2	4000210540	
71	BAGUE D'ARRET	RING STOP		1	4000210550	
72	TÊTE DE FILTRE	FILTER HEAD		1	4000210610	
73	CAPOT TÔLE	SHEET METAL COVER	POT DE FILTRE / CUP FILTER	1	4000079440	
74	ÉTIQUETTE	LABEL		1	4000210620	
75	CARTOUCHE	CARTRIDGE		1	4000079430	
76	JOINT TORIQUE	O-RING		1	4000079450	

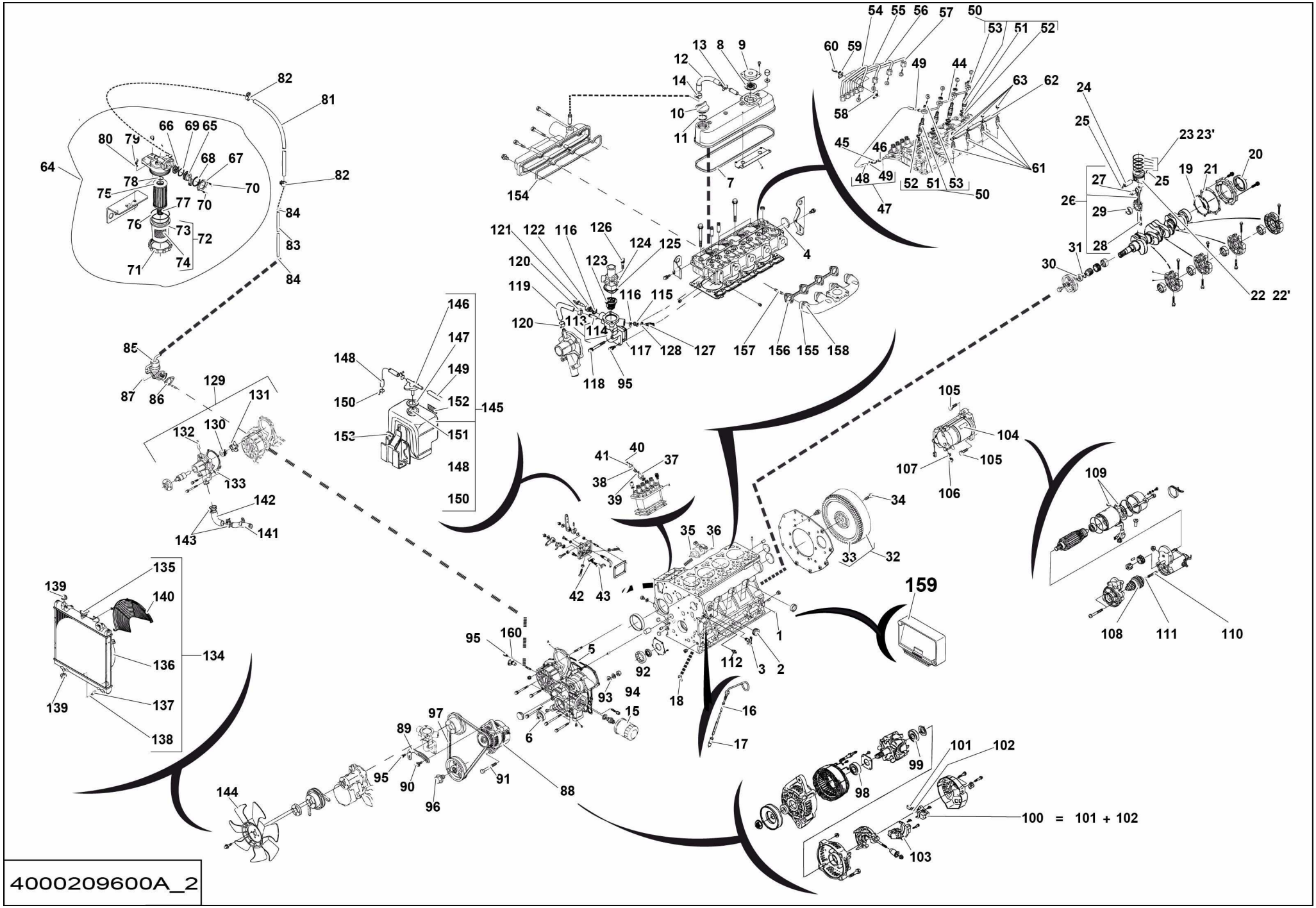
4000209600A_2
100 = 101 + 102

▲ MOTEUR DIESEL MÉCANIQUE
DIESEL MOTOR

Rep.	Désignation	Designation	Specification	Qty	Code	Up to / jusqu'à
77	RESSORT DE COMPRESSION	COMPRESSION SPRING		1	4000210520	
78	JOINT TORIQUE	O-RING		1	4000210630	
79	VIS SPECIFIQUE	SPECIAL SCREW		1	4000210640	
80	JOINT TORIQUE	O-RING		1	4000210650	
81	TUYAU RIGIDE	RIGID PIPE		1	4000210660	
82	ATTACHE DE FIXATION	FASTENER		4	4000210670	
83	TUYAU RIGIDE	RIGID PIPE		1	4000210690	
84	ATTACHE DE FIXATION	FASTENER		4	4000210700	
85	POMPE ALIMENTATION MECA	FUEL PUMP		1	4000014700	
86	JOINT PLAT	GASKET		1	4000210710	
87	ÉCROU H	HEX NUT		2	4000210720	
88	ALTERNATEUR	ALTERNATOR	12V 60A	1	4000210730	
89	TENDEUR	TENSIONER		1	4000210740	
90	VIS SPECIFIQUE	SPECIAL SCREW		1	4000210750	
91	VIS SPECIFIQUE	SPECIAL SCREW		1	4000210760	
92	ÉCROU H	HEX NUT		1	4000210770	
93	RONDELLE PLATE	ROUND HOLE WASHER		1	4000210780	
94	RONDELLE GROWER	GROWER WASHER		1	4000210790	
95	VIS SPECIFIQUE	SPECIAL SCREW		5	4000210800	
96	VIS SPECIFIQUE	SPECIAL SCREW		1	4000210810	
97	COURROIE	BELT		1	4000210820	
98	ROULEMENT A BILLE	BALL BEARING		1	4000210830	
99	ROULEMENT A BILLE	BALL BEARING		1	4000210840	
100	PORTE BALAIS	CARBONS BRUSHES HOLDER		1	4000079510	
101	ATTACHE DE FIXATION	FASTENER		2	4000210850	
102	RESSORT DE COMPRESSION	COMPRESSION SPRING		2	4000210860	

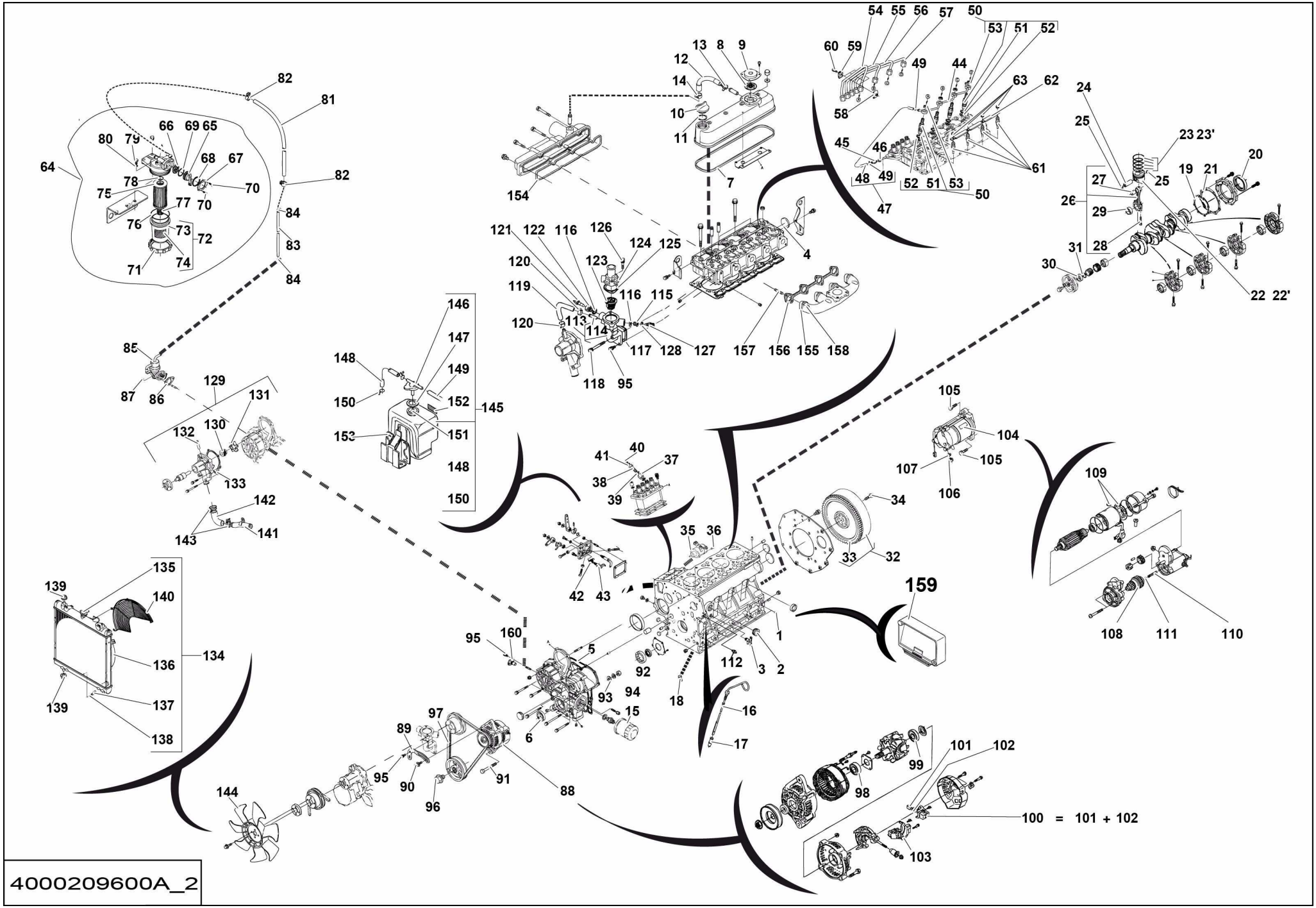
4000209600A_2
100 = 101 + 102

▲ MOTEUR DIESEL MÉCANIQUE
DIESEL MOTOR

Rep.	Désignation	Designation	Specification	Qty	Code	Up to / jusqu'à
103	REGULATEUR	REGULATOR		1	4000210870	
104	DEMARREUR	STARTER		1	4000210880	
105	VIS SPECIFIQUE	SPECIAL SCREW		2	4000210890	
106	ÉCROU H	HEX NUT		1	4000210900	
107	RONDELLE GROWER	GROWER WASHER		1	4000210910	
108	EMBRAYAGE	CLUTCH		1	4000210920	
109	KIT	KIT		1	4000210930	
110	RESSORT DE COMPRESSION	COMPRESSION SPRING		1	4000210940	
111	BILLE	BALL		1	4000210950	
112	ACCESSOIRE	ACCESSORIES	MANO-CONTACT / OIL SWITCH	1	4000210960	
113	BRIDE	FLANGE		1	4000211010	
114	TUYAU RIGIDE	RIGID PIPE		1	4000211020	
115	ADAPTATEUR	ADAPTOR		1	4000211030	
116	JOINT PLAT	GASKET		2	4000211040	
117	JOINT PLAT	GASKET		1	4000211050	
118	VIS SPECIFIQUE	SPECIAL SCREW		1	4000211060	
119	TUYAU RIGIDE	RIGID PIPE		1	4000211070	
120	ATTACHE DE FIXATION	FASTENER		2	4000211080	
121	ACCESSOIRE	ACCESSORIES		1	4000211090	
122	ADAPTATEUR	ADAPTOR		1	4000211100	
123	THERMOSTAT TEMP EAU	WATER TEMP THERMOSTAT		1	4000014720	
124	CAPOT TÔLE	SHEET METAL COVER		1	4000211110	
125	JOINT PLAT	GASKET		1	4000211120	
126	VIS SPECIFIQUE	SPECIAL SCREW		2	4000211130	
127	ENSEMBLE DÉTECTEUR	DETECTOR ASSEMBLY		1	4000211140	
128	JOINT À LÈVRE	LIPPED SEAL		1	4000211150	

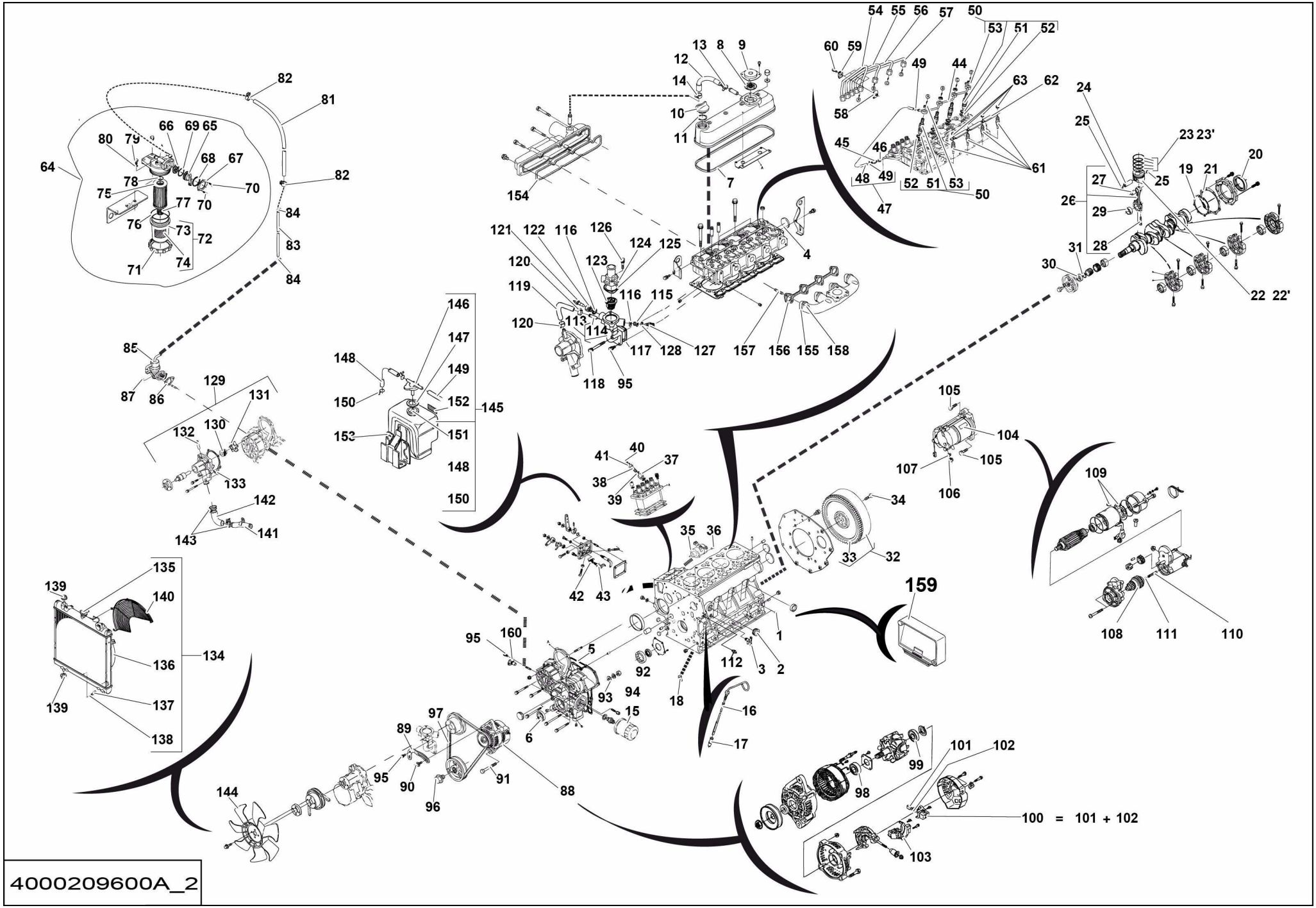
4000209600A_2
100 = 101 + 102

▲ MOTEUR DIESEL MÉCANIQUE
DIESEL MOTOR

Rep.	Désignation	Designation	Specification	Qty	Code	Up to / jusqu'à
129	POMPE À EAU	WATER PUMP		1	4000010330	
130	JOINT À LÈVRE	LIPPED SEAL		1	4000211160	
131	POMPE	PUMP	TURBINE DE POMPE WATER PUMP IMPELLER	1	4000211170	
132	TUYAU RIGIDE	RIGID PIPE		1	4000211180	
133	JOINT PLAT	GASKET		1	4000211190	
134	ENSEMBLE RADIATEUR	RADIATOR UNIT		1	4000211200	
135	BOUCHON OPERCULE	SAFETY SEAL PLUG		1	4000211210	
136	ACCESSOIRE	ACCESSORIES	DEFLECTEUR DE VENTILATEUR FAN SHROUD	1	4000211220	
137	BOUCHON OPERCULE	SAFETY SEAL PLUG		1	4000211230	
138	JOINT TORIQUE	O-RING		1	4000211240	
139	CAOUTCHOUC	RUBBER		4	4000211250	
140	GRILLE DE PROTECTION RADIATEUR	RADIATOR PROTECTION		1	2324008190	
141	TUYAU RIGIDE	RIGID PIPE		1	4000211260	
142	TUYAU RIGIDE	RIGID PIPE		1	4000211280	
143	ATTACHE DE FIXATION	FASTENER		2	4000211300	
144	VENTILATEUR	FAN		1	4000211320	
145	ENSEMBLE RÉSERVOIR CARBURANT	FUEL TANK ASSEMBLY	VASE D EXPANSION / RESERVE TANK	1	4000211340	
146	BOUCHON OPERCULE	SAFETY SEAL PLUG		1	4000211360	
147	JOINT PLAT	GASKET		1	4000211370	
148	TUYAU RIGIDE	RIGID PIPE		1	4000211380	
149	TUYAU RIGIDE	RIGID PIPE		1	4000211390	
150	ATTACHE DE FIXATION	FASTENER		2	4000211400	
151	TUYAU RIGIDE	RIGID PIPE		1	4000211410	
152	ÉTIQUETTE	LABEL		1	4000211420	
153	TÔLE DE FIXATION	FASTENING SHEET		1	2324007770	
154	JOINT PLAT	GASKET		1	4000211440	

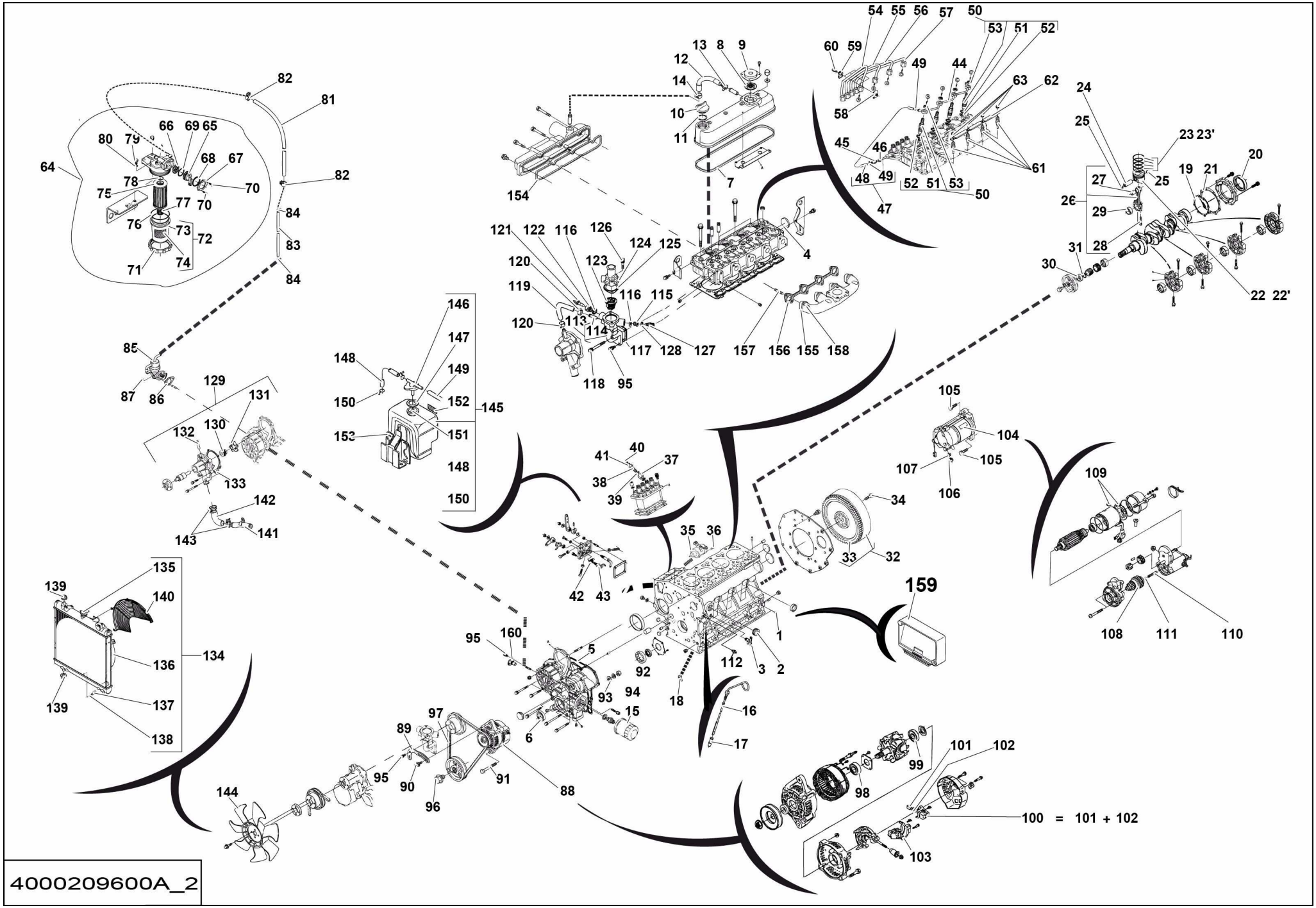
4000209600A_2
100 = 101 + 102

▲ MOTEUR DIESEL MÉCANIQUE
DIESEL MOTOR

Rep.	Désignation	Designation	Specification	Qty	Code	Up to / jusqu'à
155	COLLECTEUR D'ÉCHAPPEMENT	EXHAUST MANIFOLD		1	4000211450	
156	JOINT PLAT	GASKET		1	4000211460	
157	GOUJON	STUD		8	4000211470	
158	ÉCROU H	HEX NUT		8	4000211480	
159	CONSOLE	CONSOLE	ECU	1	4000211490	
160	ENSEMBLE DÉTECTEUR	DETECTOR ASSEMBLY		1	4000211510	

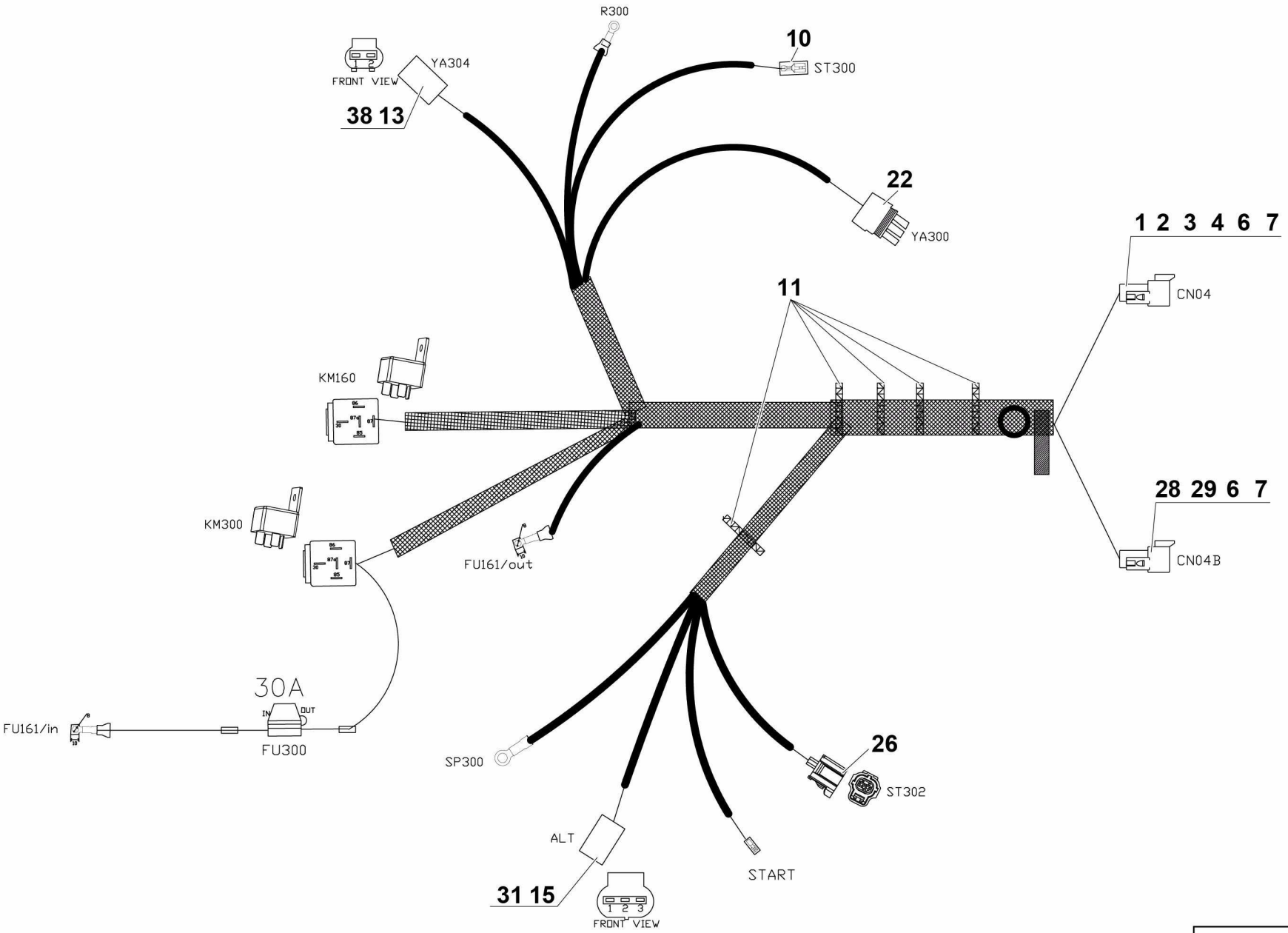

4000211270.C

▲ FAISCEAU MOTEUR
ENGINE HARNESS

◀ C-450D/ E-28 ▶

Rep.	Désignation	Designation	Specification	Qty	Code	Up to / jusqu'à
1	CONNECTEUR	CONNECTOR	12 POINTS	1	4000137560	
2	CALE MÂLE	MALE CHOCK	12 POINTS	1	2901008190	
3	COSSE	LUG		1	4000306170	
4	COSSE	LUG	0.5_1	5	4000173700	
6	COSSE	LUG		3	4000213080	
7	CAPUCHON	SEALING PLUG		1	4000207120	
10	CAPUCHON	SEALING PLUG		1	2901013870	
11	SERRE CABLE	WIRE CLAMP		5	4000137070	
13	CONNECTEUR	CONNECTOR	2 VOIES / WAYS	1	4000309990	
15	CONTACTS	CONTACTS		2	4000134630	
22	CONTACT	CONTACT		3	4000310060	
26	CONTACTS	CONTACTS		2	4000134640	
28	CONNECTEUR	CONNECTOR	6 VOIES / WAYS	1	4000137680	
29	ACCESSOIRE	ACCESSORIES	WEDGELOCK	1	4000132170	
31	CONNECTEUR	CONNECTOR	3 VOIES / WAYS	1	4000134210	
38	COSSE	LUG		2	4000310000	

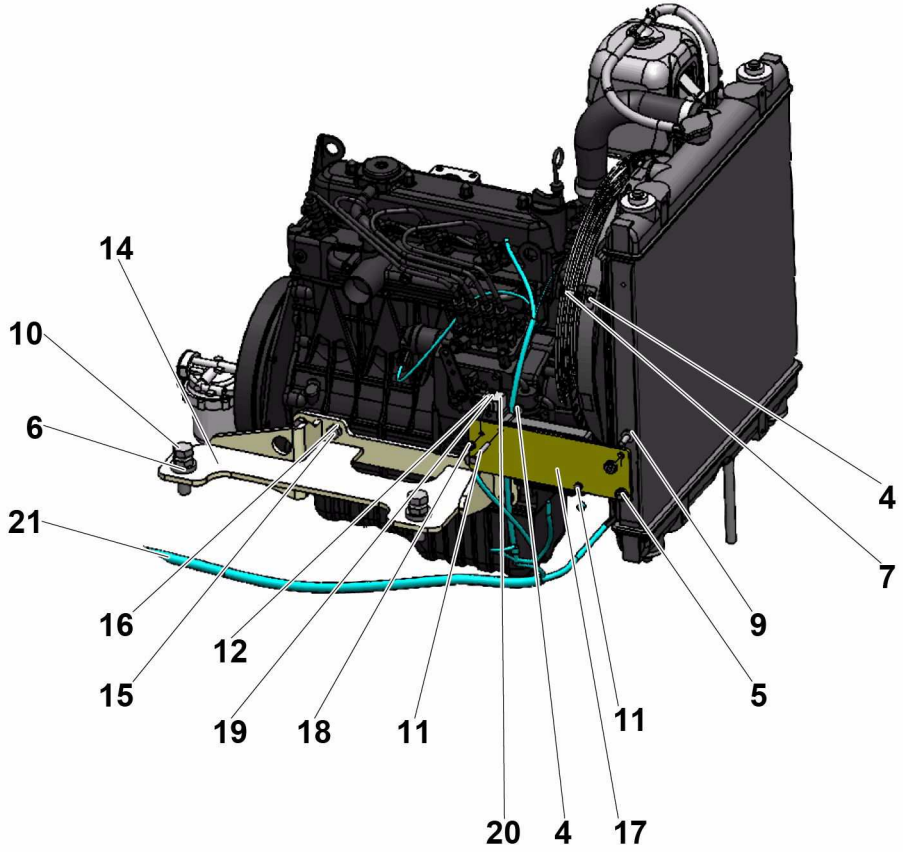

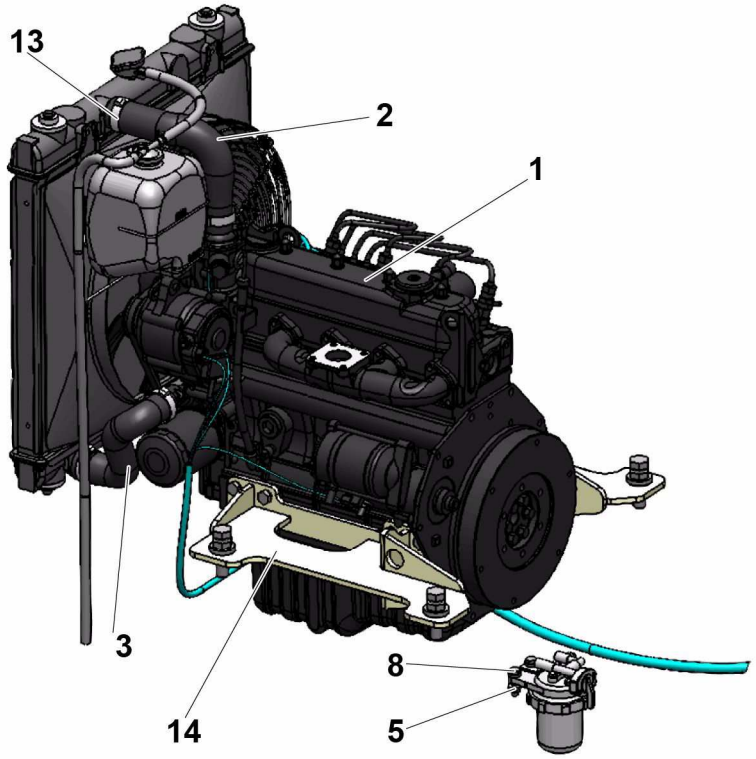

4000499130.A

▲ ENSEMBLE MOTEUR / MOTOR ASSEMBLY — TIER 4 HA46 RTJO / RTJ PRO >02/2016

Rep.	Désignation	Designation	Specification	Qty	Code	Up to / jusqu'à
1	**MOTEUR DIESEL ÉLECTRONIQUE**	**ELECTRONIC DIESEL MOTOR**		**1**	**4000498850**	**SEE DETAILS**
2	DURITE RADIATEUR	HOSE RADIATOR		1	4000075610	
3	DURITE RADIATEUR	HOSE RADIATOR		1	4000075620	
4	ÉCROU H EMBASE	HEX FLANGE NUT	M6 CL.8	6	2700200500	
5	ÉCROU H EMBASE	HEX FLANGE NUT	M8 CL.8	6	2700200300	
6	ÉCROU H EMBASE	HEX FLANGE NUT	M16 CL.8	4	2700200330	
7	VIS H À EMBASE	FLANGE HEAD CAP SCREW	M6X16-16 CL. 8.8	4	2700102090	
8	VIS H À EMBASE	FLANGE HEAD CAP SCREW	M8X30-22 CL. 8.8	2	2700101610	
9	VIS H À EMBASE	FLANGE HEAD CAP SCREW	M8X20-20 CL. 8.8	4	4000030180	
10	VIS H	CAP SCREW	M16X60-60 CL.8.8	4	2331232320	
11	VIS H	CAP SCREW	M6X45-18 CL.8.8	2	2301231470	
12	VIS H	CAP SCREW	M5X20-16 CL.8.8	1	2331231220	
13	COLLIER À VIS	SCREW COLLAR	Ø25-45 X 14 ZB	4	2381401040	
14	TÔLE SUPPORT	SHEET METAL SUPPORT		2	4000075590	
15	VIS H	CAP SCREW	M10X25-25 P1.25 CL.10.9	16	2700102200	
16	RONDELLE PLATE	ROUND HOLE WASHER	NL 10	16	2700500210	
17	TÔLE SUPPORT	SHEET METAL SUPPORT		1	4000049300	
18	ÉCROU EMBASE AUTOFREINÉ	FLANGE HEX LOCKNUT	M5 CL.8 ZB	1	2700200420	
19	RONDELLE PLATE	ROUND HOLE WASHER	5.3 - 12 - 1 - CL.8.8	1	2351112040	
20	RELAIS	RELAY	24V	1	2441801730	
21	**FAISCEAU MOTEUR**	**ENGINE LOOM**		**1**	**4000056590**	**SEE DETAILS PAGE 215**

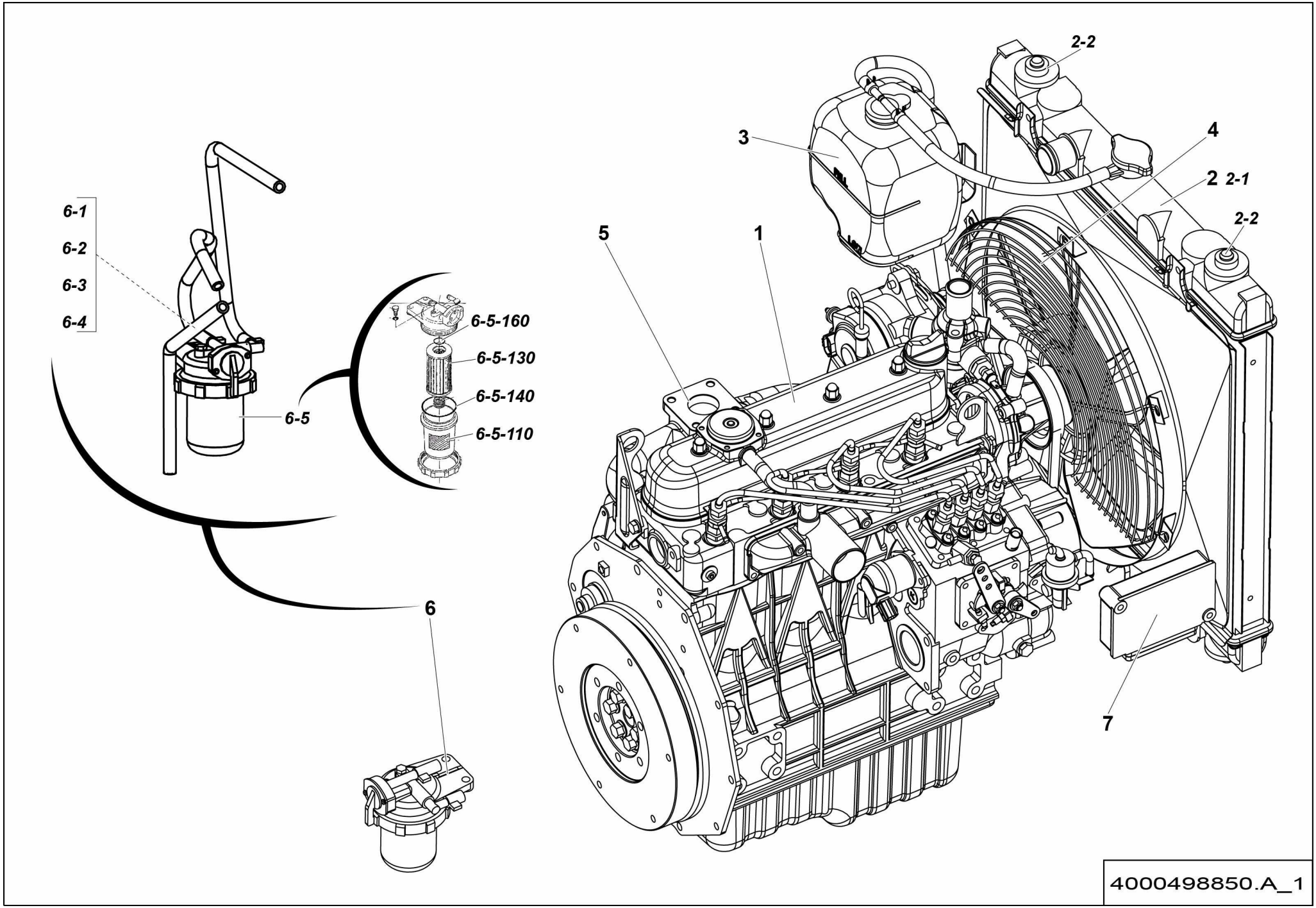
2-2
3
4
2
2-1
2-2
5
1
6-1
6-2
6-3
6-4
6-5-160
6-5-130
6-5-140
6-5-110
6-5
6
7
4000498850.A_1

▲ MOTEUR DIESEL ÉLECTRONIQUE
ELECTRONIC DIESEL MOTOR

Rep.	Désignation	Designation	Specification	Qty	Code	Up to / jusqu'à
1	MOTEUR DIESEL ÉLECTRONIQUE	ELECTRONIC DIESEL MOTOR	19KW	1	4000498830	
2	KIT RADIATEUR	RADIATOR KIT		1	4000054050	
2-1	*RADIATEUR*	*RADIATOR*		*1*	*4000034600*	
2-2	*AMORTISSEUR DE VIBRATION*	*VIBRATION DAMPER*		*4*	*2820309290*	
3	VASE EXPANSION	EXPANSION CHAMBER		1	4000053060	
4	GRILLE DE PROTECTION RADIATEUR	RADIATOR PROTECTION		1	2324008190	
5	JOINT ÉCHAPPEMENT	EXHAUST GASKET		1	4000075000	
6	FILTRE À GASOIL	DIESEL OIL FILTER		1	2324007810	
6-1	*DURITÉ GASOIL*	*DIESEL HOSE*		*1*	*4000053040*	
6-2	*DURITÉ GASOIL*	*DIESEL HOSE*		*1*	*4000053050*	
6-3	*COLLIER*	*COLLAR*		*1*	*4000053090*	
6-4	*COLLIER*	*COLLAR*		*1*	*4000053100*	
6-5	*FILTRE À GASOIL*	*DIESEL OIL FILTER*		*1*	*4000053030*	
6-5-110	*POT DE FILTRE*	*CUP FILTER*		*1*	*4000079440*	
6-5-130	*CARTOUCHE*	*CARTRIDGE*		*1*	*4000079430*	
6-5-140	*JOINT TORIQUE*	*O-RING*		*1*	*4000079450*	
6-5-160	*JOINT TORIQUE*	*O-RING*		*1*	*4000210630*	
7	CALCULATEUR	CALCULATOR		1	4000075010	

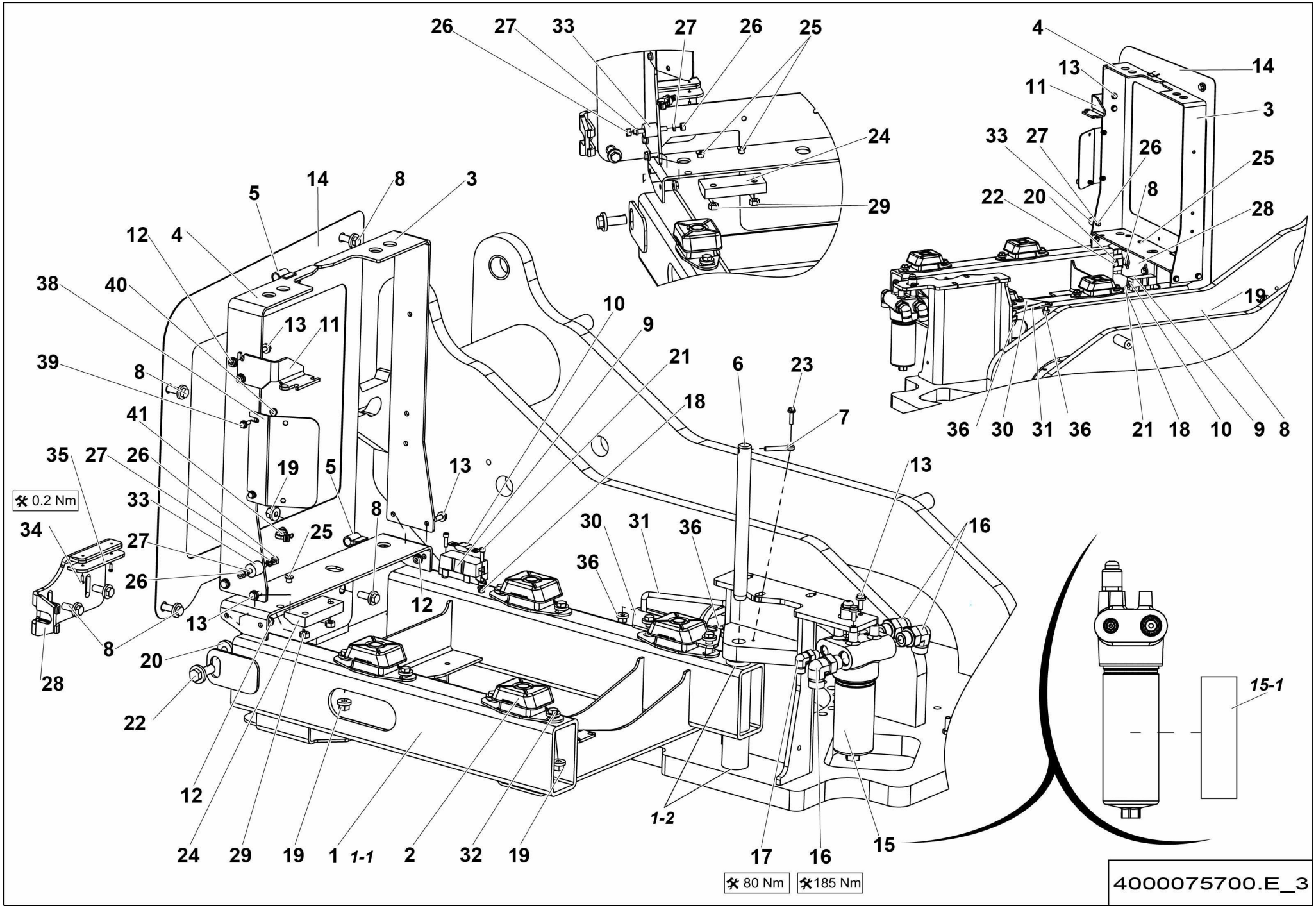
26
27
33
27
26
25
24
29
4
14
13
11
3
33
27
26
25
22
20
8
28
19
36
30
31
36
21
18
10
9
8
5
14
8
3
12
4
38
40
13
11
39
8
41
35
27
26
19
5
13
33
25
8
34
27
26
30
31
36
36
16
13
13
8
20
28
22
12
12
24
29
19
1
1-1
2
32
19
1-2
17
16
15
15-1
0.2 Nm
80 Nm
185 Nm
4000075700.E_3

▲ ENSEMBLE SUPPORT MOTEUR THERMIQUE
THERMAL ENGINE SUPPORT ASSEMBLY

◀ C-690 1/2 ▶

Rep.	Désignation	Designation	Specification	Qty	Code	Up to / jusqu'à
1	BERCEAU MOTEUR	ENGINE TRAY WELDING		1	4000075060	
1-1	*BERCEAU MOTEUR*	*ENGINE TRAY WELDING*		*1*	*4000075050*	
1-2	*BAGUE POLYMÈRE EPAULÉE*	*FLANGE POLYMER BEARING*	*S5717 28 25 21.5*	*2*	*2390150050*	
2	AMORTISSEUR DE VIBRATION	VIBRATION DAMPER	35SH S022283 CDC020979	4	4000075680	
3	TÔLE SUPPORT	SHEET METAL SUPPORT		1	4000075150	
4	TÔLE SUPPORT	SHEET METAL SUPPORT		1	4000075070	
5	GALON FEUTRÉ	FELT BRAID	DE 3 A 5 JOINT D 20	1.99M	4000106460	
6	AXE AVEC PERÇAGE	PIN WITH DRILLING		1	4000049440	
7	CHAPE MÂLE LISSE	CLEVIS PIN	D8 X50	1	173D158320	
8	VIS H À EMBASE	FLANGE HEAD CAP SCREW	M12X30-30 CL. 8.8	6	2700101710	
9	PORTE FUSIBLE	FUSE HOLDER		1	2441608140	
10	RELAIS	RELAY		1	2440602490	
11	TÔLE SUPPORT	SHEET METAL SUPPORT		1	4000048870	
12	ÉCROU H EMBASE	HEX FLANGE NUT	M8 CL.8	6	2700200300	
13	VIS H À EMBASE	FLANGE HEAD CAP SCREW	M8X20-20 CL. 8.8	8	4000030180	
14	TÔLE PROTECT RADIATEUR	RADIATOR PROTECTION		1	4000075330	
15	FILTRE PRESSION	PRESSURE FILTER	S022080 AVEC CLAPET / WITH VALVE	1	4000049490	
15-1	*ÉLÉMENT FILTRANT*	*FILTER ELEMENT*		*1*	*2427002910*	
16	COUDE MÂLE	MALE EVEN BEND	1'1/16-12UNF/1'3/16 90°	3	2369112600	
17	COUDE MÂLE	MALE EVEN BEND	3/4-16UNF 11/16 90°	1	2369112530	
18	ÉCROU EMBASE AUTOFREINÉ	FLANGE HEX LOCKNUT	M6 CL.8 ZB	2	2700200430	
19	ÉCROU EMBASE AUTOFREINÉ	FLANGE HEX LOCKNUT	M12 CL.8 ZB	9	2700200460	
20	ÉCROU H EMBASE	HEX FLANGE NUT	M16 CL.8	1	2700200330	
21	VIS CHC	SOCKET CAP SCREW	M6X20-20 CL.8.8	2	2308231490	
22	VIS H À EMBASE	FLANGE HEAD CAP SCREW	M16X40-38 CL. 8.8	1	2700101760	
23	VIS H À EMBASE	FLANGE HEAD CAP SCREW	M6X25-18 CL. 8.8	1	2700101560	

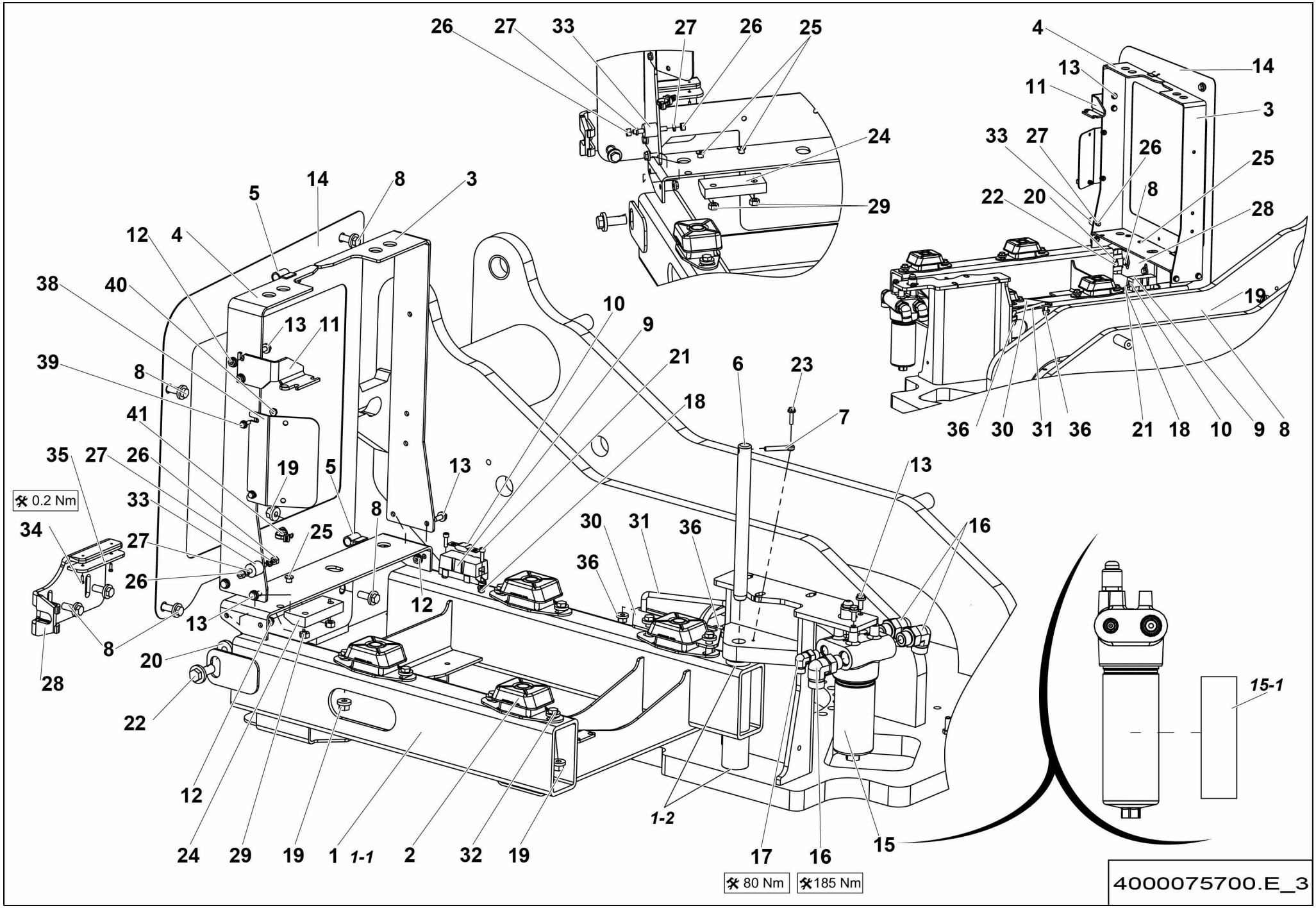
26
27
33
27
26
25
24
29
4
14
13
11
3
33
27
26
25
22
20
8
28
19
36
30
31
36
21
18
10
9
8
5
14
8
3
12
4
38
40
13
11
39
8
41
35
27
26
19
5
13
33
25
8
34
27
26
30
31
36
36
16
13
13
8
20
28
22
12
12
24
29
19
1
1-1
2
32
19
1-2
17
16
15
15-1
0.2 Nm
80 Nm
185 Nm
4000075700.E_3

▲ ENSEMBLE SUPPORT MOTEUR THERMIQUE
THERMAL ENGINE SUPPORT ASSEMBLY

◀ C-690 2/2 ▶

Rep.	Désignation	Designation	Specification	Qty	Code	Up to / jusqu'à
24	PATIN D'APPUI	SUPPORT PAD		1	184P283300	
25	VIS CHC EXTMT. BASSE	EXTRA LOW HD SCK CAP SCREW	M10X25-25 CL.10.9	2	2700100610	
26	ÉCROU H	HEX NUT	M8 CL. 8	2	2341221070	
27	RONDELLE ÉLASTIQUE	SPRING WASHER	W 8	2	2351201070	
28	TÔLE DE FIXATION	FASTENING SHEET		1	4000098540	
29	ÉCROU H	HEX NUT	M10 CL. 8	2	2341221080	
30	TÔLE DE GUIDAGE	GUIDE PLATE		1	4000101420	
31	BEQUILLE	SUPPORT		1	4000101430	
32	VIS H À EMBASE	FLANGE HEAD CAP SCREW	M12X40-40 CL. 8.8	8	4000137440	
33	AMORTISSEUR DE VIBRATION	VIBRATION DAMPER		1	2326012930	
34	VIS SPECIFIQUE	SPECIAL SCREW	TC-S M4X12 PA6.6	2	4000204390	
35	PATIN DE PROTECTION	PROTECTION PAD		1	4000204260	
36	ÉCROU EMBASE AUTOFREINÉ	FLANGE HEX LOCKNUT	M10 CL.8 ZB	2	2700200450	
38	TÔLE DE PROTECTION	PROTECTIVE PLATE		1	4000276510	
39	VIS H À EMBASE	FLANGE HEAD CAP SCREW	M6X16-16 CL. 8.8	2	2700102090	
40	ÉCROU H EMBASÉ	HEX FLANGE NUT	M6 CL.8	2	2700200500	
41	SERRE CABLE	WIRE CLAMP		1	4000137070	

A: HA16 RTJ
B: HA16 RTJ O
C: HA16 RTJ PRO
D: HA46 RTJ O
E: HA46 RTJ PRO

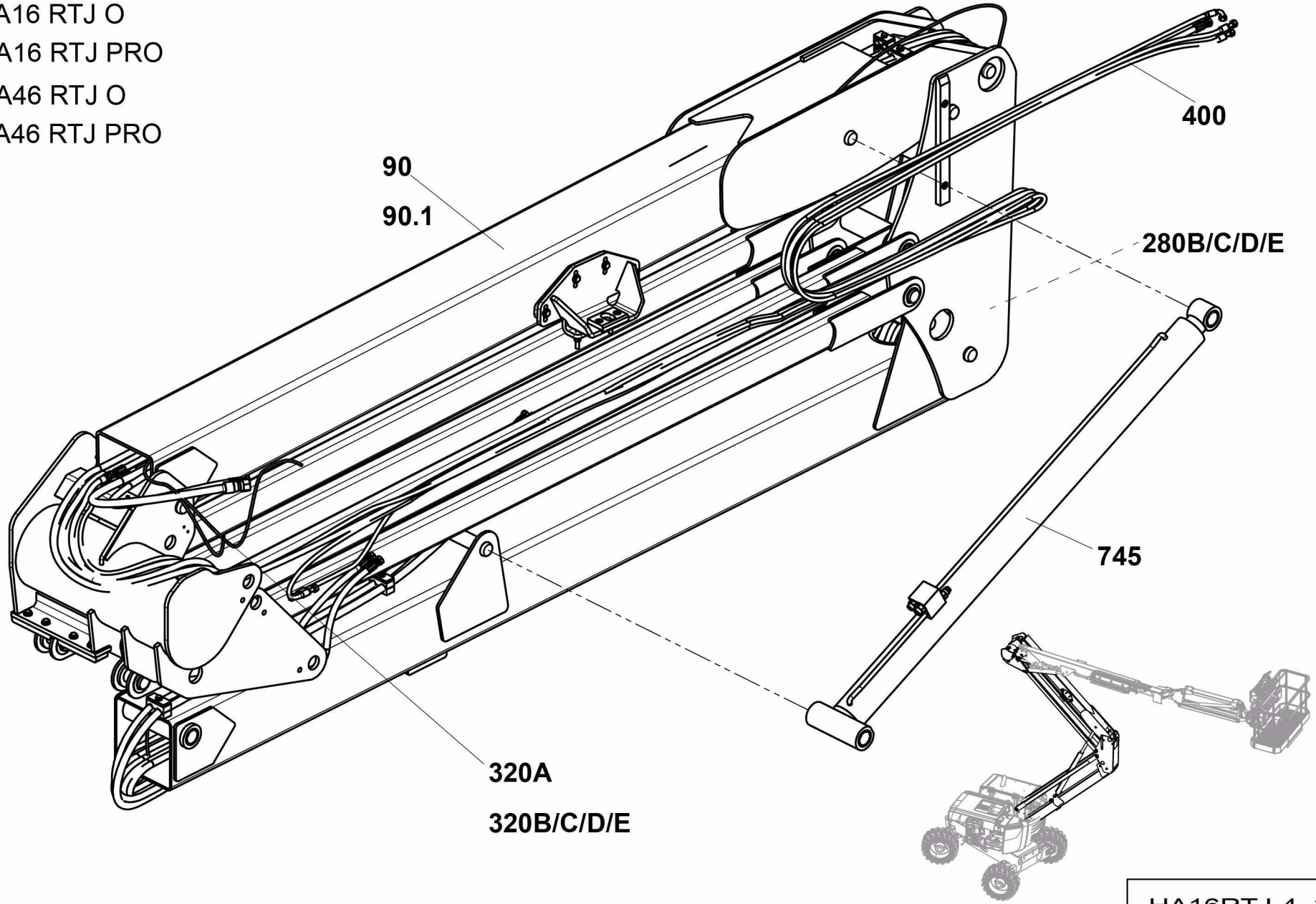

HA16RTJ-4_2

▲ GROUPE BRAS ARTICULÉS
ARTICULATED ARM GROUP

◀ D ▶

Rep.	Désignation	Designation	Specification	Up to / jusqu'à
90	**ENSEMBLE BRAS**	**ARM ASSEMBLY**	**4WS**	**<02/2016**
90.1	**ENSEMBLE BRAS**	**ARM ASSEMBLY**		**>02/2016**
280B/C/ D/E	**ENSEMBLE DÉTECTEUR**	**DETECTOR ASSEMBLY**	**RTJ O - RTJ PRO**	
320A	**ENSEMBLE FAISCEAUX**	**BUNDLES**	**RTJ**	
320B/C/ D/E	**ENSEMBLE FAISCEAUX**	**BUNDLES**	**RTJ O - RTJ PRO**	
400	**ENSEMBLE FLEXIBLES**	**HOSE ASSEMBLIES**		
745	**ENSEMBLE VÉRIN LEVAGE BRAS**	**ARM LIFTING CYLINDER ASSEMBLY**		

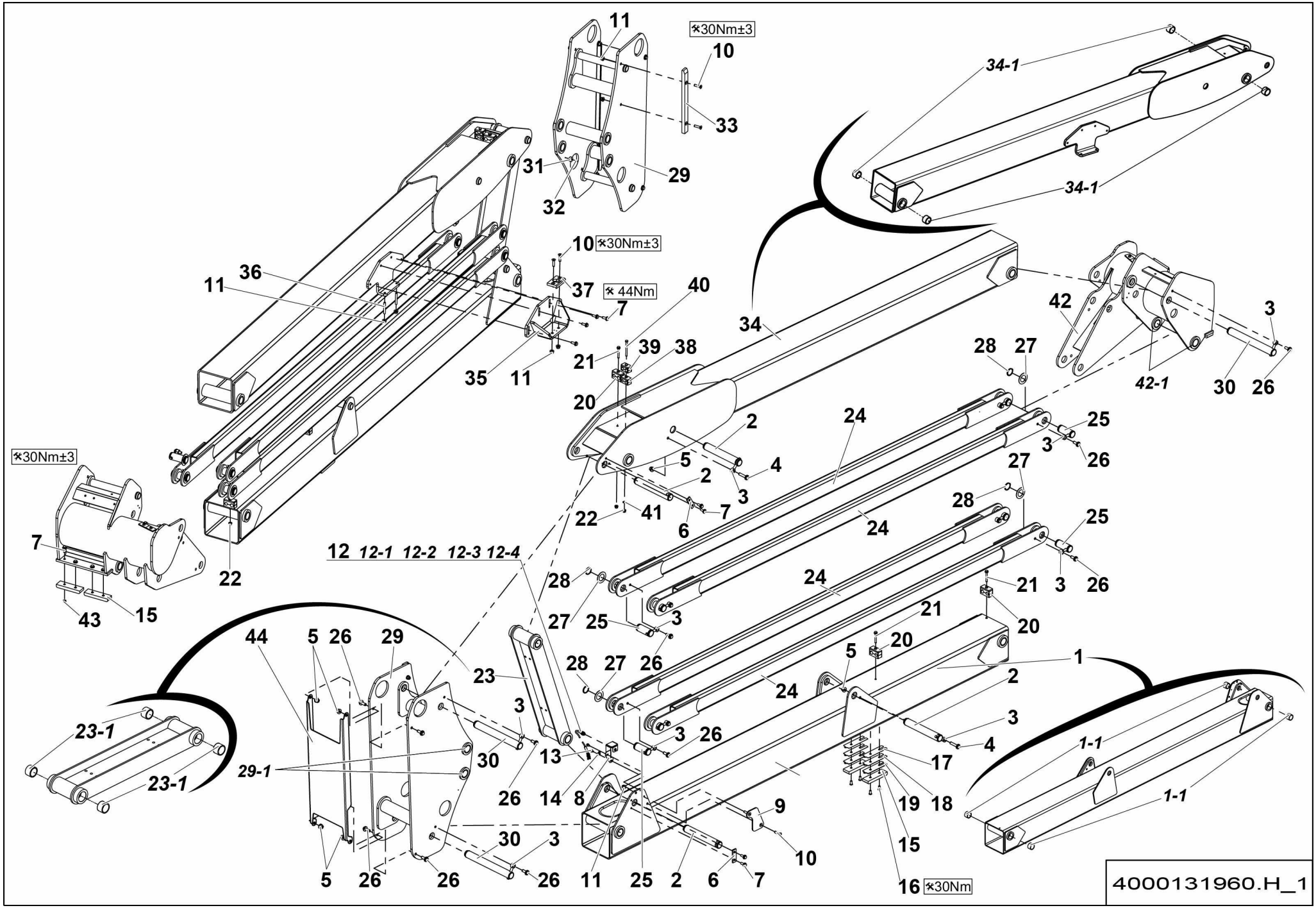
11
30Nm±3
10
33
29
31
32
34-1
34-1
10 30Nm±3
36
11
37
44Nm
7
40
35
11
21
39
38
20
34
42
3
42-1
30
26
28
27
2
24
25
3
26
5
4
2
3
7
6
22
41
27
28
24
25
3
26
30Nm±3
7
22
12 12-1 12-2 12-3 12-4
28
27
25
3
26
24
21
3
26
21
20
20
43
15
44
5
26
29
23
28
27
26
5
1
2
24
3
3
4
23-1
23-1
29-1
30
13
3
26
17
1-1
1-1
26
14
8
9
19
18
15
30
3
10
5
26
26
26
11
25
2
6
7
16 30Nm
4000131960.H_1

▲ ENSEMBLE BRAS
ARM ASSEMBLY

4WS **<02/2016** ◀ **D-90 1/3** ▶

Rep.	Désignation	Designation	Specification	Qty	Code	Up to / jusqu'à
1	BRAS	ARM		1	4000072350	
1-1	*BAGUE FIBRE*	*FIBER BEARING*	*S5717 404830*	*4*	*2390190980*	
2	AXE AVEC PERÇAGE	PIN WITH DRILLING		4	4000073020	
3	CHAPE MÂLE LISSE	CLEVIS PIN	D12 X80	13	178D161200	
4	VIS H À EMBASE	FLANGE HEAD CAP SCREW	M12X55-30 CL. 8.8	2	4000059280	
5	ÉCROU EMBASE AUTOFREINÉ	FLANGE HEX LOCKNUT	M12 CL.8 ZB	6	2700200460	
6	PLAQUETTE ARRET AXE	PIN STOP PLATE	DIA.40-DIA.45	2	4000037120	
7	VIS H À EMBASE	FLANGE HEAD CAP SCREW	M10X25-25 CL. 8.8	12	4000030190	
8	TÔLE PROTECTION CAPTEUR	SENSOR PROTECTION COVER		1	4000206420	
9	PLAQUE DECOUPÉE	CUT SHEET METAL		1	4000206290	
10	VIS FHC	FHC SCREW	M10X40-40 CL.10.9	6	2307331930	
11	ÉCROU EMBASE AUTOFREINÉ	FLANGE HEX LOCKNUT	M10 CL.8 ZB	8	2700200450	
12	DÉTECTEUR DE PROXIMITE	PROXIMITY DETECTOR		1	2901001850	
12-1	*COSSE*	*LUG*	*FEMELLE / FEMALE*	*1*	*2901000820*	
12-2	*PRESSE-ÉTOUPE*	*GLAND*		*1*	*2901001810*	
12-3	*CACHE COSSE*	*TERMINAL COVER*	*2 VOIES / WAYS*	*1*	*2901001820*	
12-4	*CONNECTEUR MÂLE*	*MALE CONNECTOR*	*2 VOIES / WAYS*	*1*	*2901013820*	
13	VIS H À EMBASE	FLANGE HEAD CAP SCREW	M6X10-10 CL. 8.8	2	4000059270	
14	COLLIER DE SERRAGE	TIGHTENING COLLAR	DIA5 X 15	1	2700300630	
15	PATIN DE FROTTEMENT	FRICTION PAD		4	164P323990	
16	VIS CHC EXTMT. BASSE	EXTRA LOW HD SCK CAP SCREW	CHC M10X20-20 CL.10.9	4	2700100420	
17	CALE	CHOCK	EP. 0.5MM-TH. 0.0239INCH	2	164P320920	
18	CALE	CHOCK	EP. 1MM-TH. 0.0359INCH	2	164P335250	
19	CALE	CHOCK	EP. 2MM-TH. 0.0747INCH	2	164P335260	
20	COLLIER SERIE DOUBLE	CLAMP TWIN SERIE	3 17.1-20 PP GD AS	3	4000130080	
21	VIS H À EMBASE	FLANGE HEAD CAP SCREW	M8X60-22 CL. 8.8	3	2700101630	

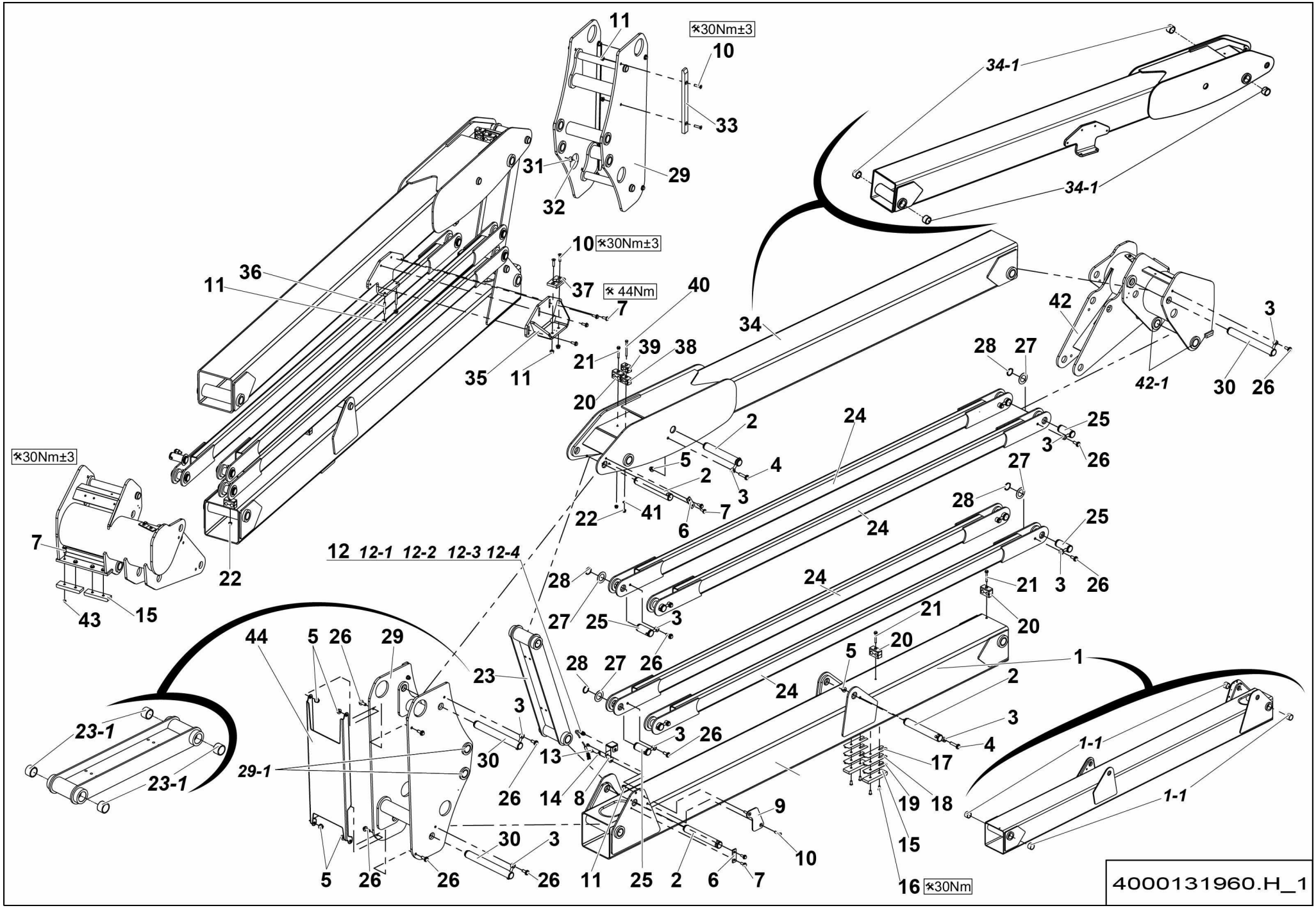
11
30Nm±3
10
33
29
31
32
34-1
34-1
10 30Nm±3
36
11
37
44Nm
7
40
35
11
21
39
38
20
34
42
3
42-1
30
26
28
27
24
2
25
3
26
5
4
2
3
7
6
22
41
27
28
24
25
3
26
30Nm±3
7
22
12 12-1 12-2 12-3 12-4
28
27
25
3
24
21
3
26
21
20
43
15
44
5
26
29
23
28
27
26
20
5
1
2
24
3
23-1
3
26
4
29-1
30
13
17
1-1
23-1
26
14
8
19
18
1-1
9
30
3
15
10
5
26
26
26
11
25
2
6
7
16 30Nm
4000131960.H_1

▲ ENSEMBLE BRAS
ARM ASSEMBLY

4WS **<02/2016** ◀ **D-90 2/3** ▶

Rep.	Désignation	Designation	Specification	Qty	Code	Up to / jusqu'à
22	ÉCROU EMBASE AUTOFREINÉ	FLANGE HEX LOCKNUT	M8 CL.8 ZB	3	2700200440	
23	BIELLETTE	LINK ROD		1	4000072380	
23-1	*BAGUE FIBRE*	*FIBER BEARING*	*S5717 404830*	*4*	*2390190980*	
24	TIRANT	TIE ROD		4	4000072360	
25	AXE PERCÉ ET RAINURÉ	PIN DRILLED AND SLOTTED		8	4000074920	
26	VIS H À EMBASE	FLANGE HEAD CAP SCREW	M12X30-30 CL. 8.8	15	2700101710	
27	CALE	CHOCK	DIAMETRE EXT 65 INT 40 EP 2MM	8	121P333960	
28	ANNEAU ÉLASTIQUE EXTER	EXTER RETAINING RING	40 X 2.5	8	2479001080	
29	PIECE LIAISON BRAS	ARM LINK PART		1	4000072370	
29-1	*BAGUE FIBRE*	*FIBER BEARING*	*S5717 404830*	*4*	*2390190980*	
30	AXE AVEC PERÇAGE	PIN WITH DRILLING		3	4000073040	
31	AIMANT	MAGNET	S6107 DIA 26 X 11	1	2901001860	
32	VIS FHC	FHC SCREW	FHC M4X16-16 S020312	1	2700102060	
33	PATIN DE GUIDAGE	GUIDE PAD		1	4000096370	
34	BRAS	ARM		1	4000072390	
34-1	*BAGUE FIBRE*	*FIBER BEARING*	*S5717 404830*	*4*	*2390190980*	
35	TÔLE SUPPORT	SHEET METAL SUPPORT		1	4000203560	
36	VIS STHC BOUT PLAT	SCREW STHC FLAT POINT	M10X70	2	2316132130	
37	PATIN D'APPUI	SUPPORT PAD		1	4000053800	
38	COLLIER SERIE DOUBLE	CLAMP TWIN SERIE	2 16-12.7 PP GD AS	1	2700300530	
39	COLLIER SERIE DOUBLE	CLAMP TWIN SERIE	2 17.2-17.2 PP GD AS	1	2389003500	
40	VIS H	CAP SCREW	M8X90-22 CL.8.8	1	2331231450	
41	RONDELLE PLATE	ROUND HOLE WASHER	8.4 - 18 - 1.5 - CL.8.8	1	2351112070	
42	PIECE LIAISON FLÈCHE	BOOM LINK PART		1	4000072410	
42-1	*BAGUE FIBRE*	*FIBER BEARING*	*S5717 404830*	*2*	*2390190980*	
43	ÉCROU BAS	THIN NUT	HM M10 CL.4	4	2341222040	

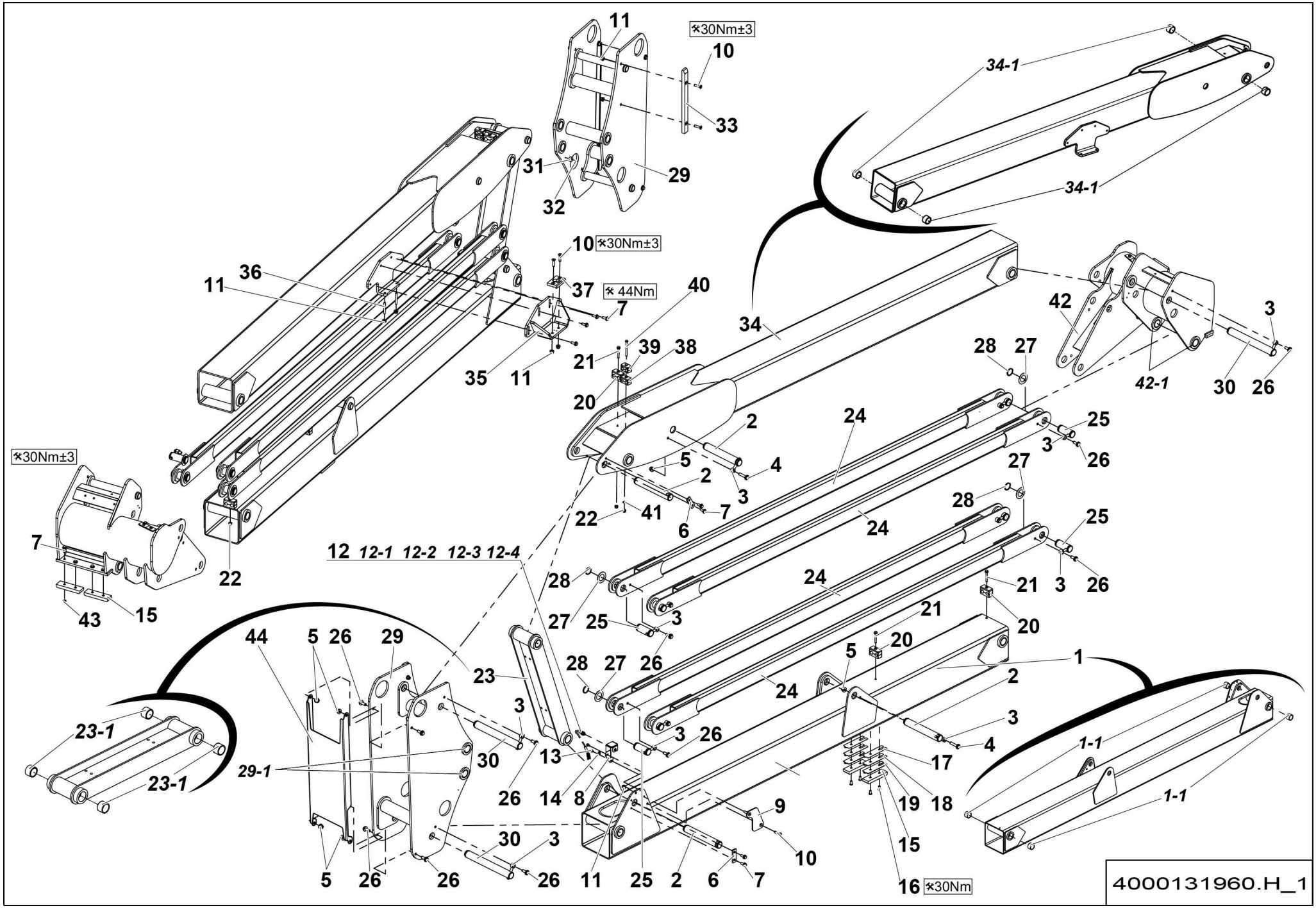
11
30Nm±3
10
33
29
31
32
34-1
34-1
10 30Nm±3
36
11
37
44Nm
7
40
35
11
21
39
38
20
34
42
3
42-1
30
26
28
27
2
24
25
3
26
5
4
2
3
7
6
22
41
27
28
24
25
3
26
30Nm±3
7
22
12 12-1 12-2 12-3 12-4
28
27
25
3
26
24
21
3
26
21
20
20
43
15
44
5
26
29
23
28
27
26
5
1
2
24
3
23-1
3
26
4
29-1
30
13
17
1-1
23-1
26
14
8
19
18
1-1
9
30
3
15
10
5
26
26
26
11
25
2
6
7
16 30Nm
4000131960.H_1

Rep.	Désignation	Designation	Specification	Qty	Code	Up to / jusqu'à
44	TÔLE DE PROTECTION	PROTECTIVE PLATE		1	4000244430	

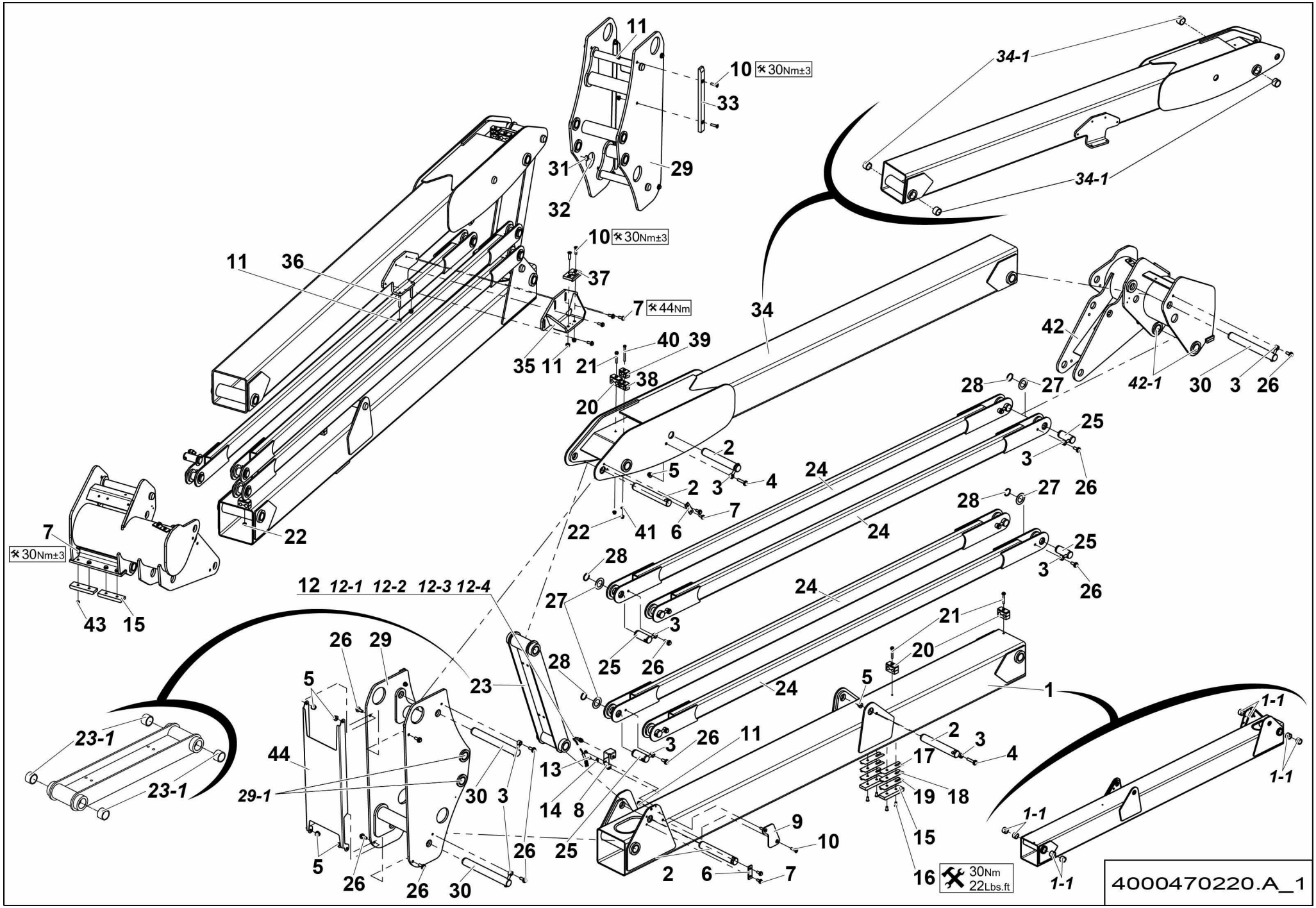
11
10 30Nm±3
33
31
29
32
34-1
34-1
10 30Nm±3
37
11
36
7 44Nm
34
42
40 39
35 11 21
38
20
42-1
30 3 26
28 27
25
2
3
26
5
2 3 4
24
7
22
41 6
24
28 27 26
25
3
26
7
30Nm±3
22
28
12 12-1 12-2 12-3 12-4
24
43 15
27
3
21
20
26 29
28
25 26
5
23
24
5
1
1-1
23-1
2
3
4
44
3 26 11
17
1-1
23-1
29-1
30 3
13
19 18
14 8
1-1
9
15
10
5
26
25
26 26 30
2 6 7
16
30Nm
22Lbs.ft
1-1
4000470220.A_1

▲ ENSEMBLE BRAS
ARM ASSEMBLY

>02/2016

Rep.	Désignation	Designation	Specification	Qty	Code	Up to / jusqu'à
1	BRAS	ARM		1	4000418230	
1-1	*BAGUE FIBRE*	*FIBER BEARING*	*S5717 404830*	*8*	*2390190980*	
2	AXE AVEC PERÇAGE	PIN WITH DRILLING		4	4000073020	
3	CHAPE MÂLE LISSE	CLEVIS PIN	D12 X80	13	178D161200	
4	VIS H À EMBASE	FLANGE HEAD CAP SCREW	M12X55-30 CL. 8.8	2	4000059280	
5	ÉCROU EMBASE AUTOFREINÉ	FLANGE HEX LOCKNUT	M12 CL.8 ZB	6	2700200460	
6	PLAQUETTE ARRET AXE	PIN STOP PLATE	DIA.40-DIA.45	2	4000037120	
7	VIS H À EMBASE	FLANGE HEAD CAP SCREW	M10X25-25 CL. 8.8	12	4000030190	
8	TÔLE PROTECTION CAPTEUR	SENSOR PROTECTION COVER		1	4000206420	
9	PLAQUE DECOUPÉE	CUT SHEET METAL		1	4000206290	
10	VIS FHC	FHC SCREW	M10X40-40 CL.10.9	6	2307331930	
11	ÉCROU EMBASE AUTOFREINÉ	FLANGE HEX LOCKNUT	M10 CL.8 ZB	8	2700200450	
12	DÉTECTEUR DE PROXIMITE	PROXIMITY DETECTOR		1	2901001850	
12-1	*COSSE*	*LUG*	*FEMELLE / FEMALE*	*1*	*2901000820*	
12-2	*PRESSE-ÉTOUPE*	*GLAND*		*1*	*2901001810*	
12-3	*CACHE COSSE*	*TERMINAL COVER*	*2 VOIES / WAYS*	*1*	*2901001820*	
12-4	*CONNECTEUR MÂLE*	*MALE CONNECTOR*	*2 VOIES / WAYS*	*1*	*2901013820*	
13	VIS H À EMBASE	FLANGE HEAD CAP SCREW	M6X10-10 CL. 8.8	2	4000059270	
14	COLLIER DE SERRAGE	TIGHTENING COLLAR	DIA5 X 15	1	2700300630	
15	PATIN DE FROTTEMENT	FRICTION PAD		4	164P323990	
16	VIS CHC EXTMT. BASSE	EXTRA LOW HD SCK CAP SCREW	CHC M10X20-20 CL.10.9	4	2700100420	
17	CALE	CHOCK	EP. 0.5MM-TH. 0.0239INCH	2	164P320920	
18	CALE	CHOCK	EP. 1MM-TH. 0.0359INCH	2	164P335250	
19	CALE	CHOCK	EP. 2MM-TH. 0.0747INCH	2	164P335260	
20	COLLIER SERIE DOUBLE	CLAMP TWIN SERIE	3 17.1-20 PP GD AS	3	4000130080	
21	VIS H À EMBASE	FLANGE HEAD CAP SCREW	M8X60-22 CL. 8.8	3	2700101630	

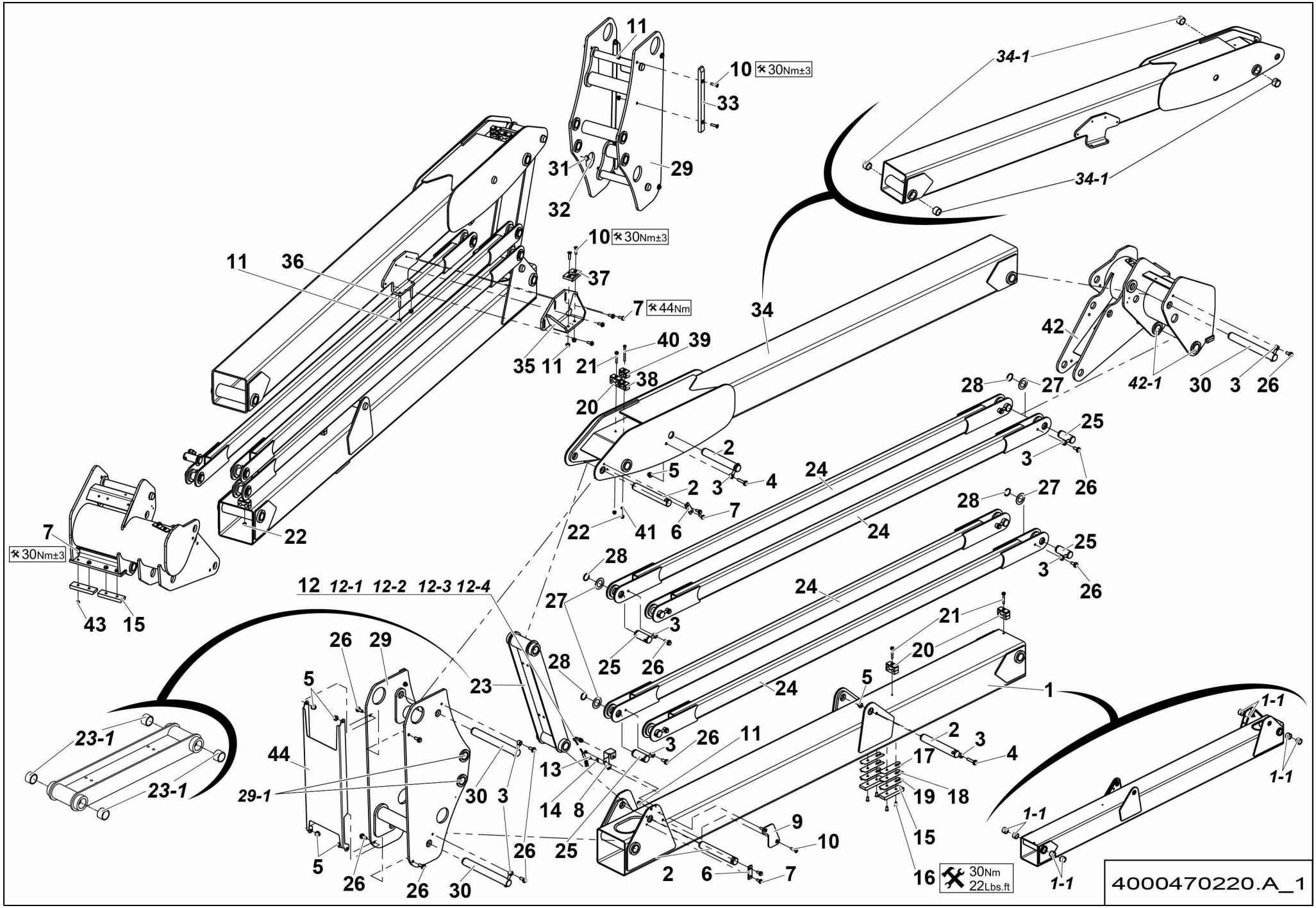
11
10 30Nm±3
33
31
29
32
34-1
34-1
10 30Nm±3
37
11
36
7 44Nm
34
42
40 39
35 11 21
38
20
42-1
30 3 26
28 27
25
2
3
26
5
2 3 4
24
7
22 41 6
24
28 27 26
7
30Nm±3
22
28
25
3
26
12 12-1 12-2 12-3 12-4
24
43 15
27
3
21
26 29
25 26
20
28
5
23
24
5
1
1-1
23-1
2
3
4
44
3 26 11
17
1-1
23-1
29-1
30 3
13
19 18
14 8
1-1
9
15
10
5
26
25
26 26 30
2 6 7
16
30Nm
22Lbs.ft
1-1
4000470220.A_1

▲ ENSEMBLE BRAS
ARM ASSEMBLY

>02/2016

Rep.	Désignation	Designation	Specification	Qty	Code	Up to / jusqu'à
22	ÉCROU EMBASE AUTOFREINÉ	FLANGE HEX LOCKNUT	M8 CL.8 ZB	3	2700200440	
23	BIELLETTE	LINK ROD		1	4000072380	
23-1	*BAGUE FIBRE*	*FIBER BEARING*	*S5717 404830*	*4*	*2390190980*	
24	TIRANT	TIE ROD		4	4000072360	
25	AXE PERCÉ ET RAINURÉ	PIN DRILLED AND SLOTTED		8	4000074920	
26	VIS H À EMBASE	FLANGE HEAD CAP SCREW	M12X30-30 CL. 8.8	15	2700101710	
27	CALE	CHOCK	DIAMETRE EXT 65 INT 40 EP 2MM	8	121P333960	
28	ANNEAU ÉLASTIQUE EXTER	EXTER RETAINING RING	40 X 2.5	8	2479001080	
29	PIECE LIAISON BRAS	ARM LINK PART		1	4000072370	
29-1	*BAGUE FIBRE*	*FIBER BEARING*	*S5717 404830*	*4*	*2390190980*	
30	AXE AVEC PERÇAGE	PIN WITH DRILLING		3	4000073040	
31	AIMANT	MAGNET	S6107 DIA 26 X 11	1	2901001860	
32	VIS FHC	FHC SCREW	FHC M4X16-16 S020312	1	2700102060	
33	PATIN DE GUIDAGE	GUIDE PAD		1	4000096370	
34	BRAS	ARM		1	4000072390	
34-1	*BAGUE FIBRE*	*FIBER BEARING*	*S5717 404830*	*4*	*2390190980*	
35	TÔLE SUPPORT	SHEET METAL SUPPORT		1	4000203560	
36	VIS STHC BOUT PLAT	SCREW STHC FLAT POINT	M10X70	2	2316132130	
37	PATIN D'APPUI	SUPPORT PAD		1	4000053800	
38	COLLIER SERIE DOUBLE	CLAMP TWIN SERIE	2 16-12.7 PP GD AS	1	2700300530	
39	COLLIER SERIE DOUBLE	CLAMP TWIN SERIE	2 17.2-17.2 PP GD AS	1	2389003500	
40	VIS H	CAP SCREW	M8X90-22 CL.8.8	1	2331231450	
41	RONDELLE PLATE	ROUND HOLE WASHER	8.4 - 18 - 1.5 - CL.8.8	1	2351112070	
42	PIECE LIAISON FLÈCHE	BOOM LINK PART		1	4000072410	
42-1	*BAGUE FIBRE*	*FIBER BEARING*	*S5717 404830*	*2*	*2390190980*	
43	ÉCROU BAS	THIN NUT	HM M10 CL.4	4	2341222040	

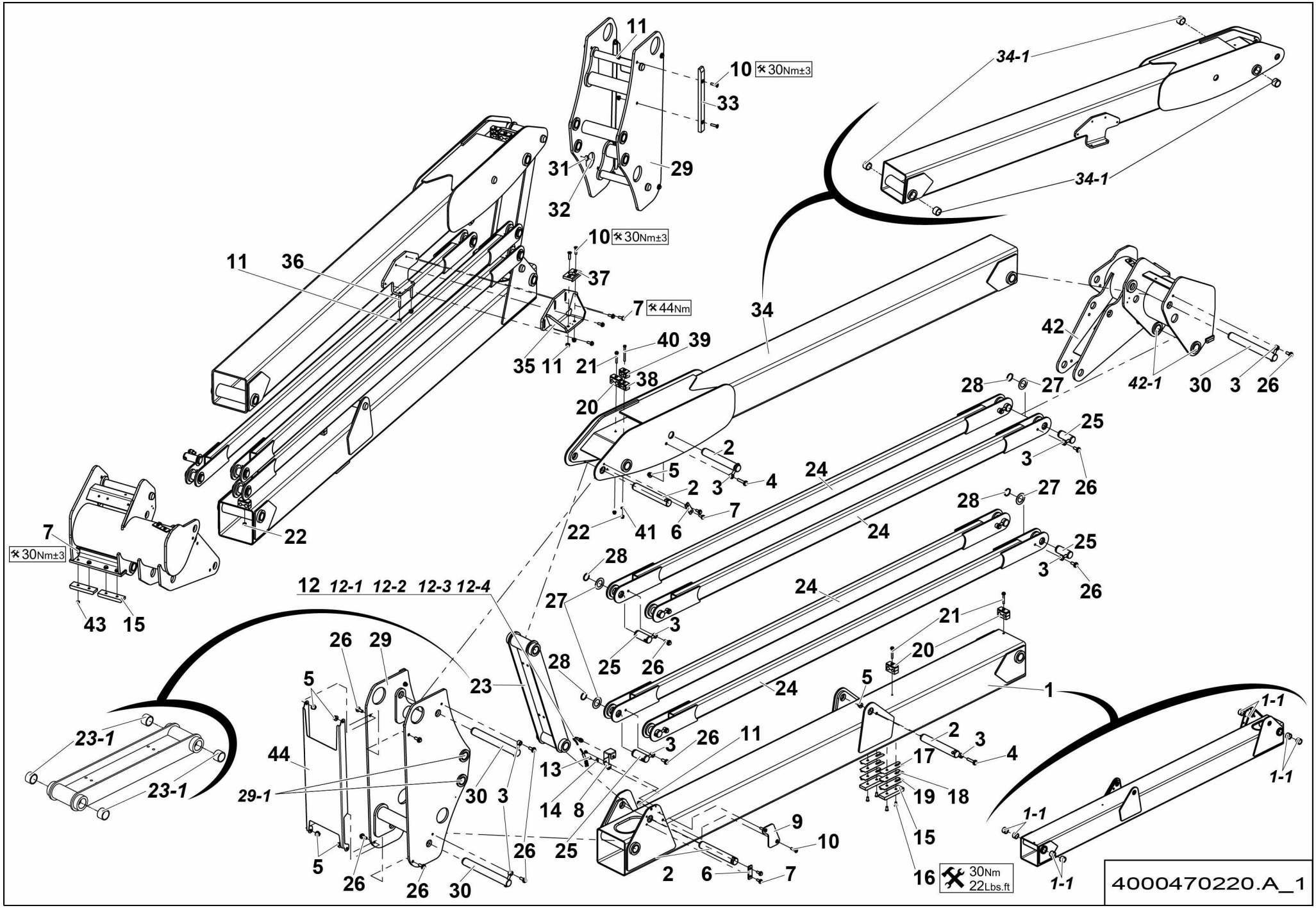
11
10 30Nm±3
33
31
29
32
34-1
34-1
10 30Nm±3
37
11
36
7 44Nm
34
42
40 39
35 11 21
38
20
42-1
30 3 26
28
27
25
2
5
3
4
24
3
26
2 3
7
28
27 26
22
41 6
24
7
30Nm±3
22
28
25
3
26
12 12-1 12-2 12-3 12-4
24
43 15
27
3
21
26 29
25 26
20
28
5
23
24
5
1
1-1
23-1
2
3
44
3 26 11
17
4
13
23-1
29-1
30 3
14 8
19 18
1-1
1-1
9
15
10
5
26
25
26 26 30
2 6 7
16
30Nm
22Lbs.ft
1-1
4000470220.A_1

▲ ENSEMBLE BRAS
ARM ASSEMBLY

>02/2016

Rep.	Désignation	Designation	Specification	Qty	Code	Up to / jusqu'à
44	TÔLE DE PROTECTION	PROTECTIVE PLATE		1	4000244430	

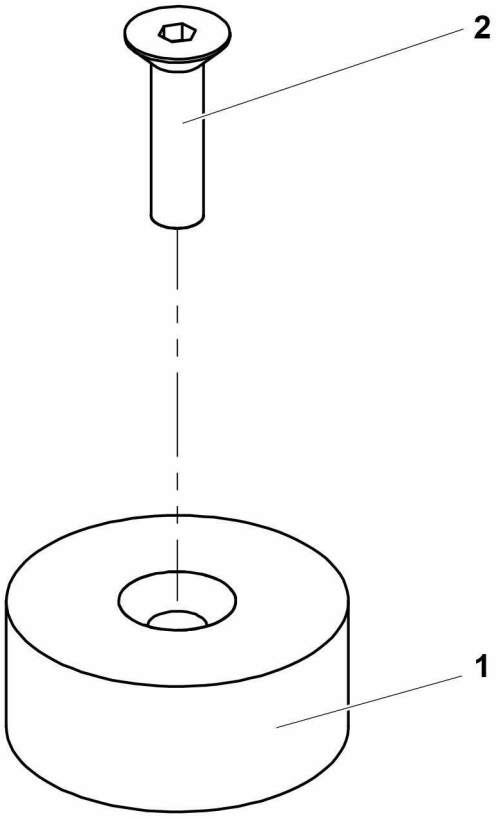

4000072340.C

▲ ENSEMBLE DÉTECTEUR
DETECTOR ASSEMBLY

RTJ O - RTJ PRO

◀ D-280B/ C/D/E ▶

Rep.	Désignation	Designation	Specification	Qty	Code	Up to / jusqu'à
1	AIMANT	MAGNET	S6107 DIA 26 X 11	1	2901001860	
2	VIS FHC	FHC SCREW	FHC M4X16-16 S020312	1	2700102060	

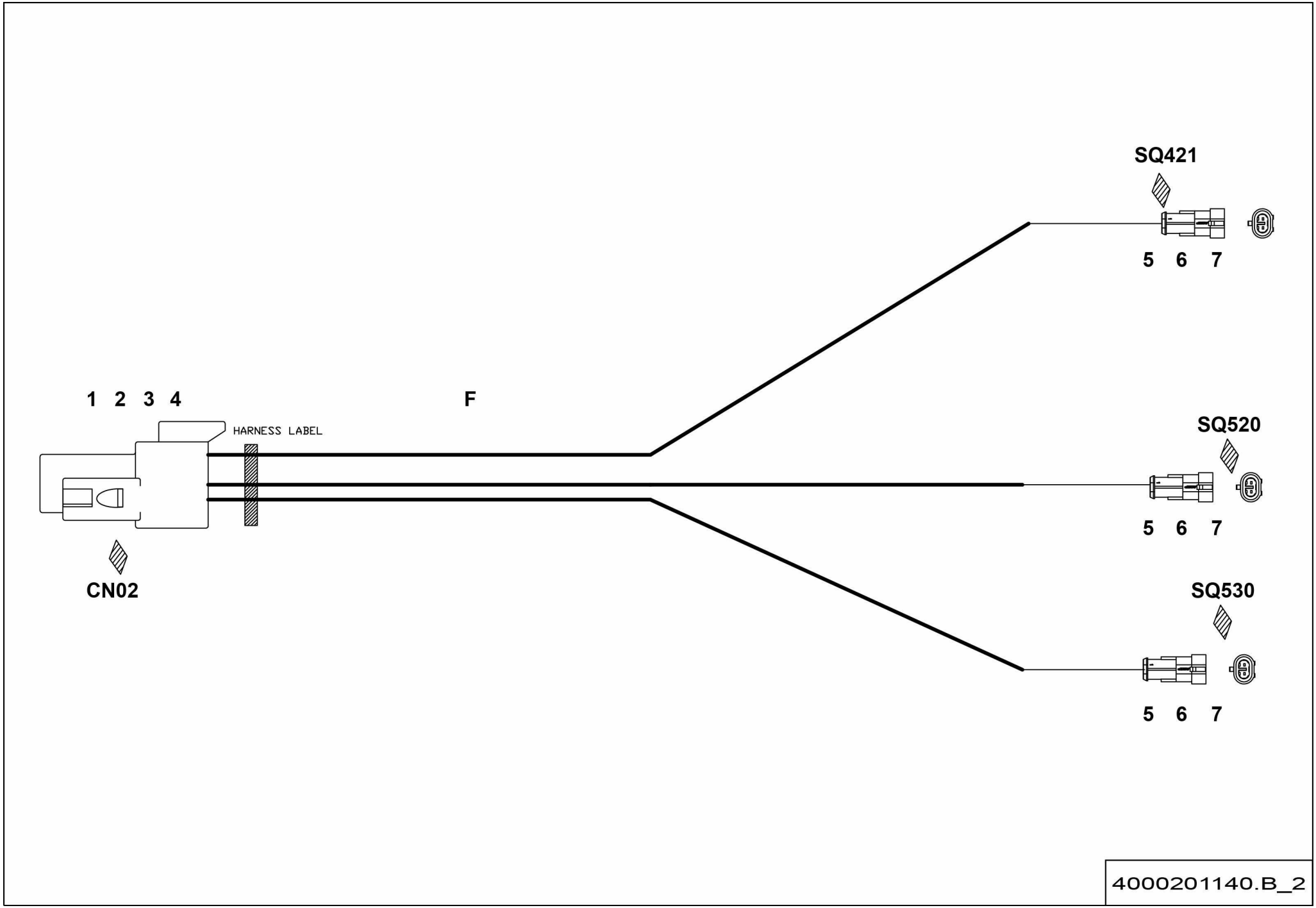
SQ421
5 6 7
1 2 3 4
F
HARNESS LABEL
SQ520
5 6 7
CN02
SQ530
5 6 7
4000201140.B_2

▲ ENSEMBLE FAISCEAUX BUNDLES RTJ ◀ D-320A ▶

Rep.	Désignation	Designation	Specification	Qty	Code	Up to / jusqu'à
F	FAISCEAU	LOOM		1	4000201150	
1	CONNECTEUR	CONNECTOR	12 VOIES / WAYS	1	4000134810	
2	ACCESSOIRE	ACCESSORIES	WEDGELOCK	1	4000206490	
3	COSSE	LUG	PIN SIZE 20	6	4000132200	
4	OBTURATEUR	SEAL	ROUGE / RED	6	2901014340	
5	CONNECTEUR	CONNECTOR	FEMELLE / FEMALE 2 VOIES / WAYS	3	2901001790	
6	CONTACT MÂLE	MALE CONTACT		6	2901001800	
7	JOINT PLAT	GASKET		6	2901001810	

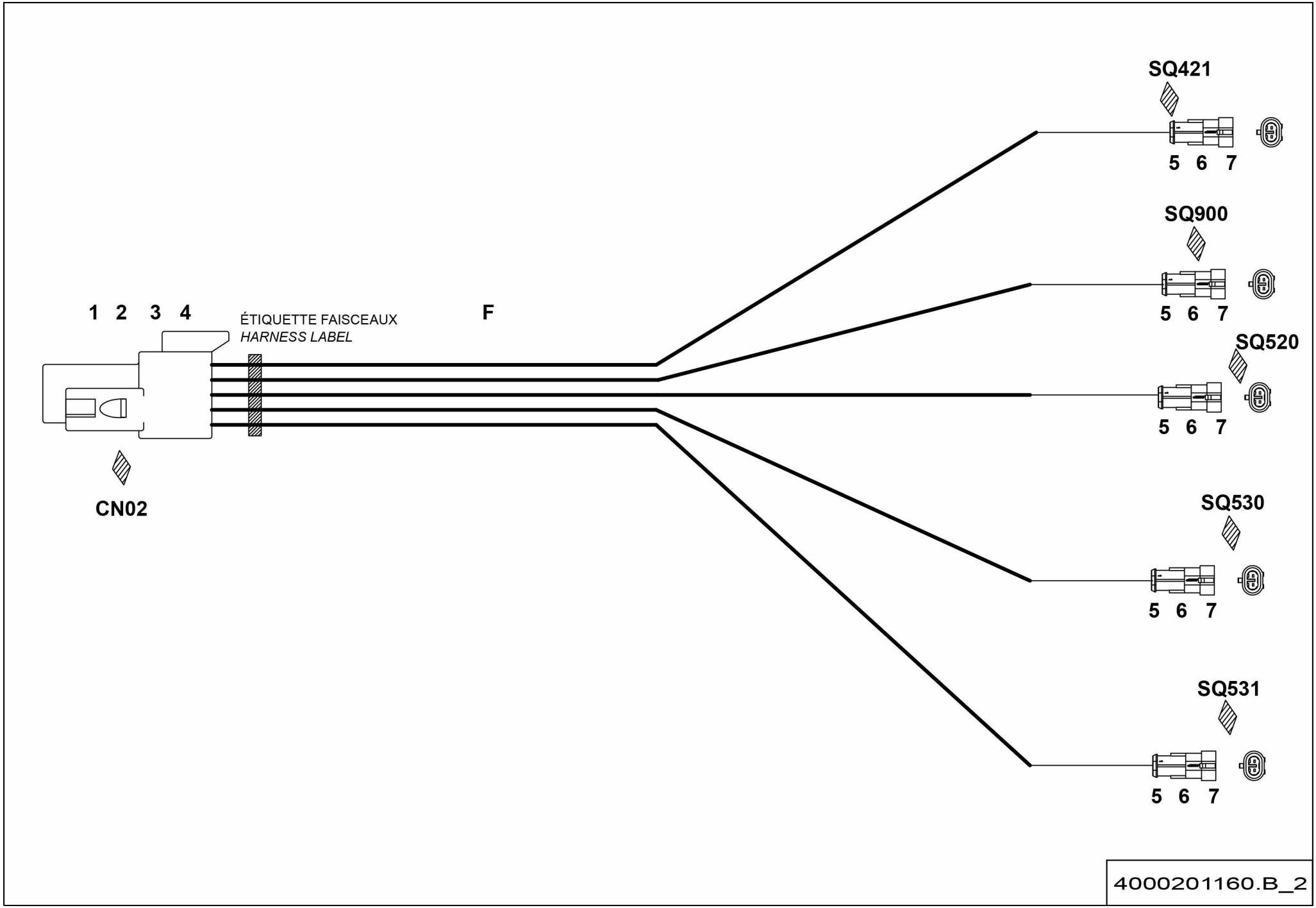
SQ421
5 6 7
SQ900
5 6 7
SQ520
5 6 7
SQ530
5 6 7
SQ531
5 6 7
1 2 3 4
ÉTIQUETTE FAISCEAUX
HARNESS LABEL
F
CN02
4000201160.B_2

▲ ENSEMBLE FAISCEAUX BUNDLES

RTJ O - RTJ PRO

◀ D-320B/ C/D/E ▶

Rep.	Désignation	Designation	Specification	Qty	Code	Up to / jusqu'à
F	FAISCEAU	LOOM		1	4000042810	
1	CONNECTEUR	CONNECTOR	12 VOIES / WAYS	1	4000134810	
2	ACCESSOIRE	ACCESSORIES	WEDGELOCK	1	4000206490	
3	COSSE	LUG	PIN SIZE 20	10	4000132200	
4	OBTURATEUR	SEAL	ROUGE / RED	2	2901014340	
5	CONNECTEUR	CONNECTOR	FEMELLE / FEMALE 2 VOIES / WAYS	5	2901001790	
6	CONTACT MÂLE	MALE CONTACT		10	2901001800	
7	JOINT PLAT	GASKET		10	2901001810	

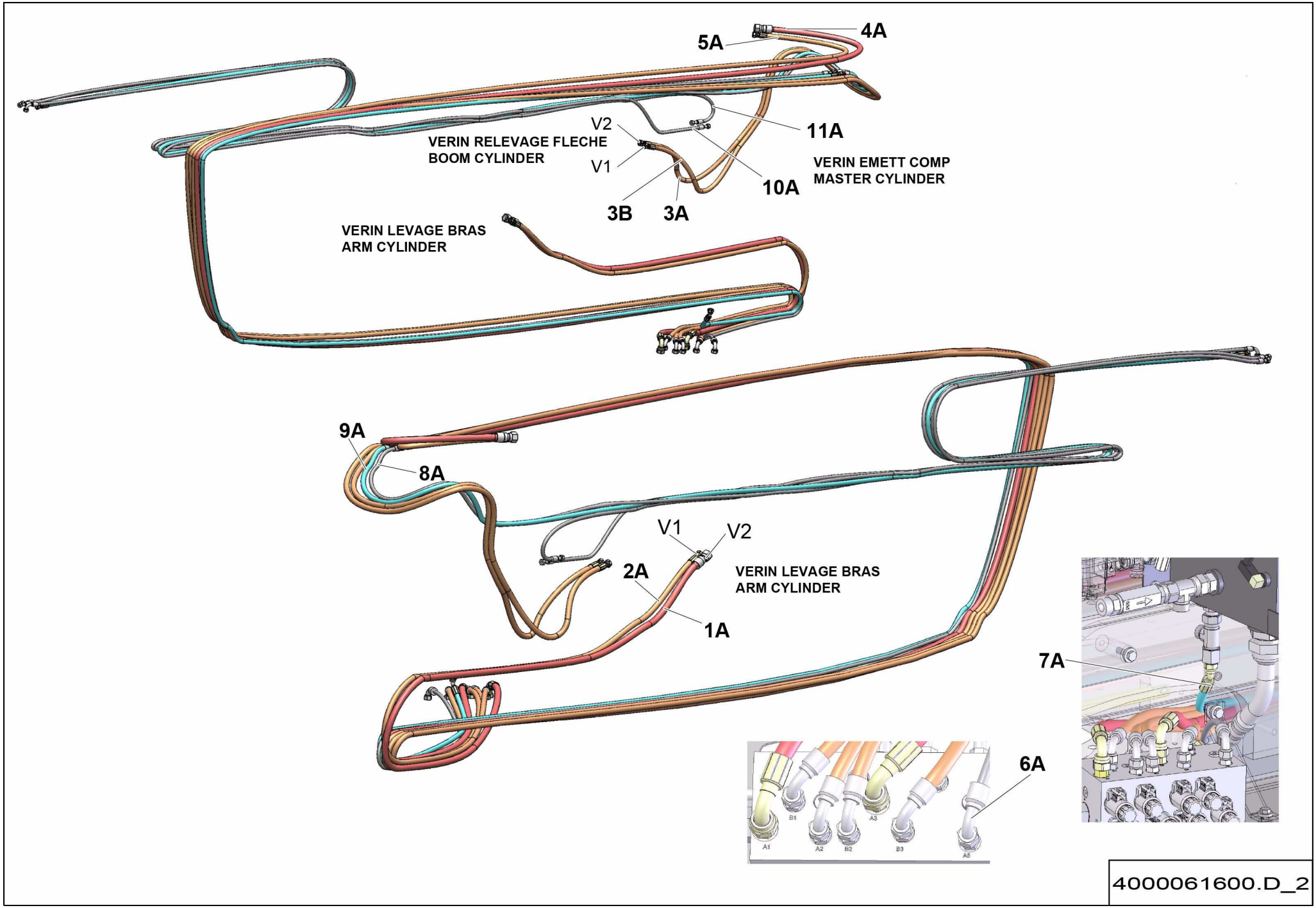
5A
4A
11A
V2
VERIN RELEVAGE FLECHE
BOOM CYLINDER
V1
VERIN EMETT COMP
MASTER CYLINDER
10A
3B
3A
VERIN LEVAGE BRAS
ARM CYLINDER
9A
8A
V1
V2
2A
VERIN LEVAGE BRAS
ARM CYLINDER
1A
7A
6A
4000061600.D_2

▲ ENSEMBLE FLEXIBLES
HOSE ASSEMBLIES

Rep.	Désignation	Designation	Specification	Qty	Code	Up to / jusqu'à
1A	FLEXIBLE HYDRAULIQUE	HYDRAULIC HOSE	ORFS 1/2P LG3100 S5469	1	2502013310	
2A	FLEXIBLE HYDRAULIQUE	HYDRAULIC HOSE	ORFS-3_8P-LG3080-R16-F 11_16-16 F90 11_16-16	1	4000034170	
3A	FLEXIBLE HYDRAULIQUE	HYDRAULIC HOSE	ORFS-3_8P-LG10350-R16- F90 11_16-16 - F 11_16-16	1	4000136920	
3B	FLEXIBLE HYDRAULIQUE	HYDRAULIC HOSE	ORFS-3_8P-LG10350-R16- F90 11_16-16 - F 11_16-16	1	4000136920	
4A	FLEXIBLE HYDRAULIQUE	HYDRAULIC HOSE	ORFS-1_2P-LG9160-R16- F 13_16-16 - F90 13_16-16	1	4000212670	
5A	FLEXIBLE HYDRAULIQUE	HYDRAULIC HOSE	ORFS-3_8P-LG9090-R16- F 11_16-16 - F90 11_16-16	1	4000212650	
6A	FLEXIBLE HYDRAULIQUE	HYDRAULIC HOSE	ORFS-1_4P-LG8580-1SC- F90 9_16-18 - F 9_16-18	1	4000103830	
7A	FLEXIBLE HYDRAULIQUE	HYDRAULIC HOSE	ORFS-3_8P-LG8590-1SC- F45 11_16-16 - F 11_16-16	1	4000103840	
8A	FLEXIBLE HYDRAULIQUE	HYDRAULIC HOSE	ORFS-1_4P-LG6800-1SC- F90 9_16-18 - M 9_16-18	1	4000136950	
9A	FLEXIBLE HYDRAULIQUE	HYDRAULIC HOSE	ORFS-3_8P-LG6800-1SC- F 11_16-16 - M 11_16-16	1	4000103860	
10A	FLEXIBLE HYDRAULIQUE	HYDRAULIC HOSE	ORFS-1_4P-LG5750-1SC- F 9_16-18 - F 9_16-18	1	4000136960	
11A	FLEXIBLE HYDRAULIQUE	HYDRAULIC HOSE	ORFS-1_4P-LG5950-1SC- F 9_16-18 - F 9_16-18	1	4000136980	

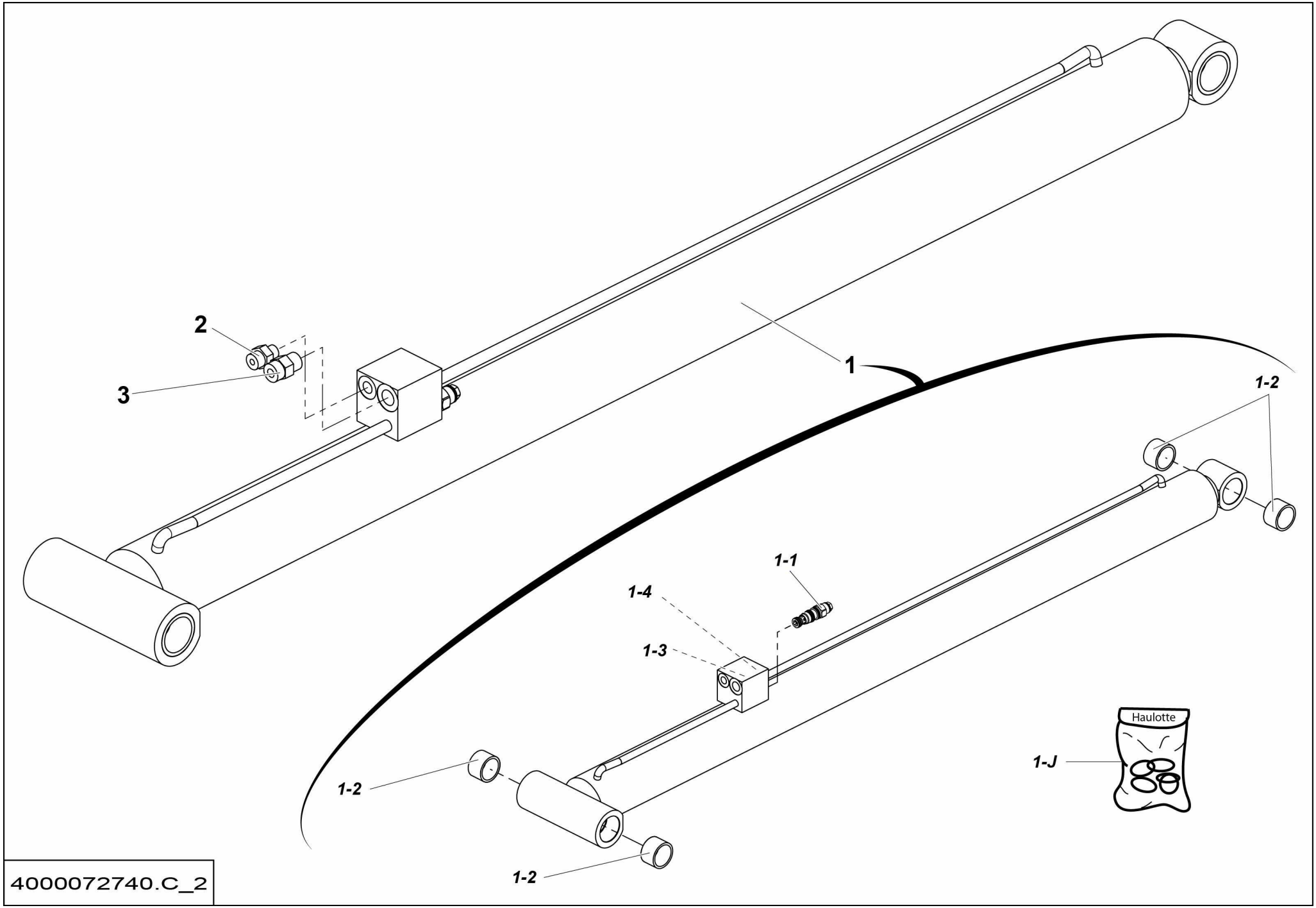
2
3
1
1-2
1-1
1-4
1-3
1-2
1-2
Haulotte
1-J
4000072740.C_2

▲ ENSEMBLE VÉRIN LEVAGE BRAS
ARM LIFTING CYLINDER ASSEMBLY

◀ D-745 ▶

Rep.	Désignation	Designation	Specification	Qty	Code	Up to / jusqu'à
1	VÉRIN DBLE EFF SPLE TIGE	DUAL ACTING SGLE ROD CYL		1	4000072750	
1-1	*VALVE D'EQUILIBRAGE*	*COUNTERBALANCE VALVE*	*210 BAR*	*1*	*2505007100*	
1-2	*BAGUE FIBRE*	*FIBER BEARING*	*S5717 404830*	*4*	*2390190980*	
1-3	*GICLEUR*	*SPRAY NOZZLE*	*DIA. 0.8*	*1*	*4000138800*	
1-4	*BOUCHON*	*PLUG*	*1-8 BSPP*	*1*	*4000138820*	
1-J	*POCHETTE DE JOINTS*	*SEAL KIT*	*S022507*	*1*	*4000173720*	
2	UNION MÂLE	MALE UNION	9/16-18 UNF 11/16-16	1	2501000060	
3	UNION MÂLE	MALE UNION	3.4-16 UNF 13.16-16	1	2501000040	

A: HA16 RTJ

B: HA16 RTJ O

C: HA16 RTJ PRO

D: HA46 RTJ O

E: HA46 RTJ PRO

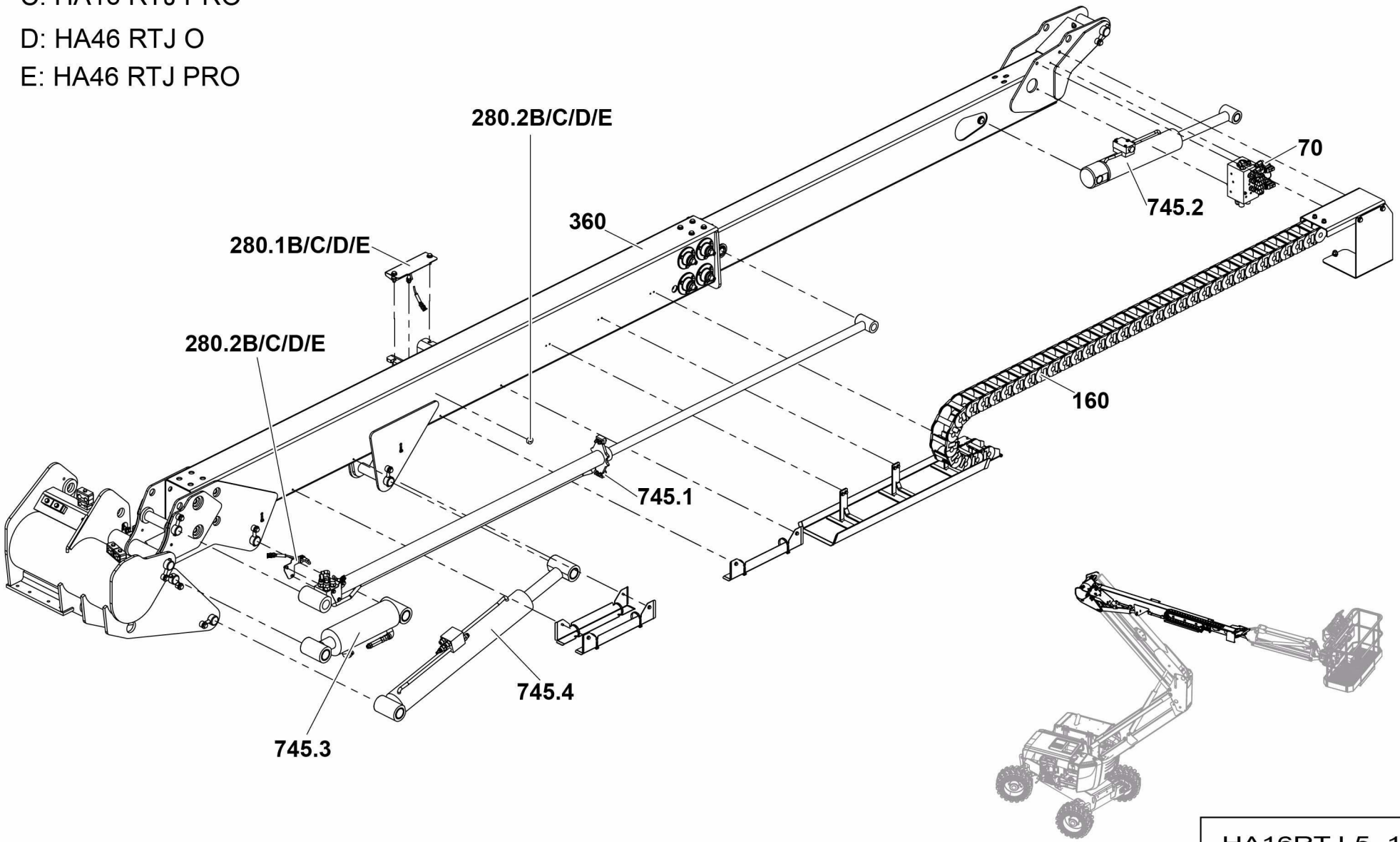

HA16RTJ-5_1

▲ GROUPE FLÈCHE TÉLESCOPIQUE
TELESCOPIC BOOM GROUP

◀ E ▶

Rep.	Désignation	Designation	Specification	Up to / jusqu'à
70	ENSEMBLE BLOC HYDRAULIQUE	HYDRAULIC BLOCK ASSEMBLY	ON-OFF	
160	ENSEMBLE CHAÎNE GUIDE FLEXIBLE	FLEXIBLE GUIDE CHAIN ASSEMBLY		
280B/C/ D/E.1	ENSEMBLE DÉTECTEUR	DETECTOR ASSEMBLY	RTJ O - RTJ PRO	
280B/C/ D/E.2	ENSEMBLE DÉTECTEUR	DETECTOR ASSEMBLY	RTJ O - RTJ PRO	
360	ENSEMBLE FLÈCHE	BOOM ASSEMBLY		
745.1	ENSEMBLE VÉRIN TÉLESCOPAGE	TELESCOPING CYLINDER ASSEMBLY		
745.2	ENSEMBLE VÉRIN RÉCEPTEUR COMPENSATEUR	COMPENSATING INPUT CYLINDER ASSEMBLY		
745.3	ENSEMBLE VÉRIN ÉMETTEUR COMPENSATEUR	COMPENSATING OUTPUT CYLINDER ASSEMBLY		
745.4	ENSEMBLE VÉRIN LEVAGE FLÈCHE	BOOM LIFTING CYLINDER ASSEMBLY		

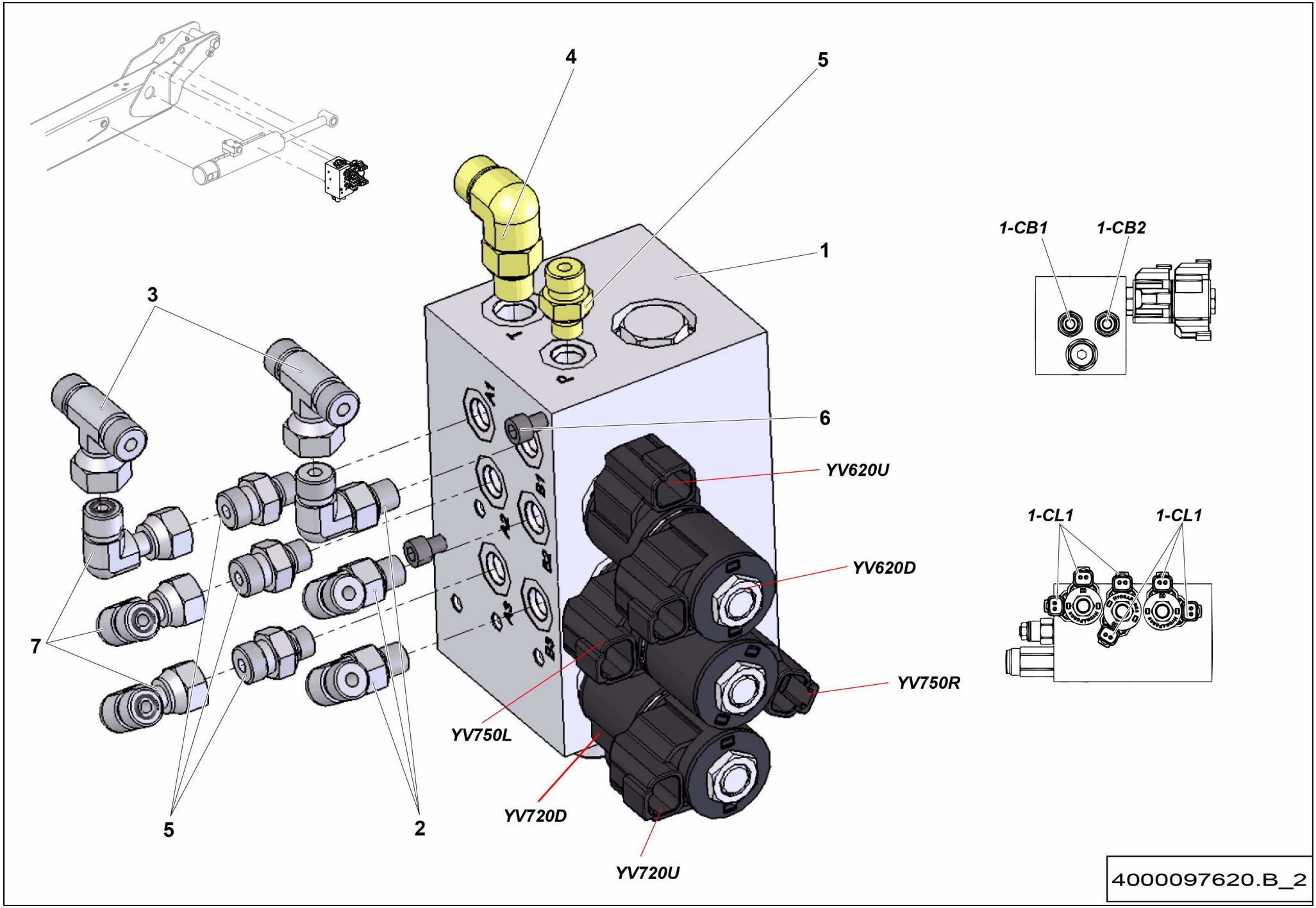
4
5
1
3
6
YV620U
YV620D
YV750R
YV750L
YV720D
YV720U
7
5
2
1-CB1
1-CB2
1-CL1
1-CL1
4000097620.B_2

▲ ENSEMBLE BLOC HYDRAULIQUE ON-OFF
HYDRAULIC BLOCK ASSEMBLY

Rep.	Désignation	Designation	Specification	Qty	Code	Up to / jusqu'à
1	BLOC MVTS TOUT OU RIEN	ON/OFF MOVEMENTS BLOCK	23	1	4000064120	
CB1	*VALVE D'EQUILIBRAGE*	*COUNTERBALANCE VALVE*		*1*	*4000206890*	
CB2	*VALVE D'EQUILIBRAGE*	*COUNTERBALANCE VALVE*		*1*	*4000206890*	
CL1	*BOBINE*	*COIL*		*6*	*4000043550*	
2	COUDE MÂLE	MALE EVEN BEND	90°7/16-20 UNF /9/16	3	2369112500	
3	TE ÉGAL	EQUAL T-PIECE	9/16	2	2369112270	
4	COUDE MÂLE	MALE EVEN BEND	9/16-16 UNF 11/16-16 90°	1	2369112520	
5	UNION MÂLE	MALE UNION	7/16-20UNF/9/16-18	4	2369111870	
6	VIS CHC	SOCKET CAP SCREW	M6X100-100 CL.8.8	2	2308233880	
7	COUDE ORIENTABLE	ADJUSTABLE BEND	9 16-18UNF A 90 ORFS	3	2501000900	

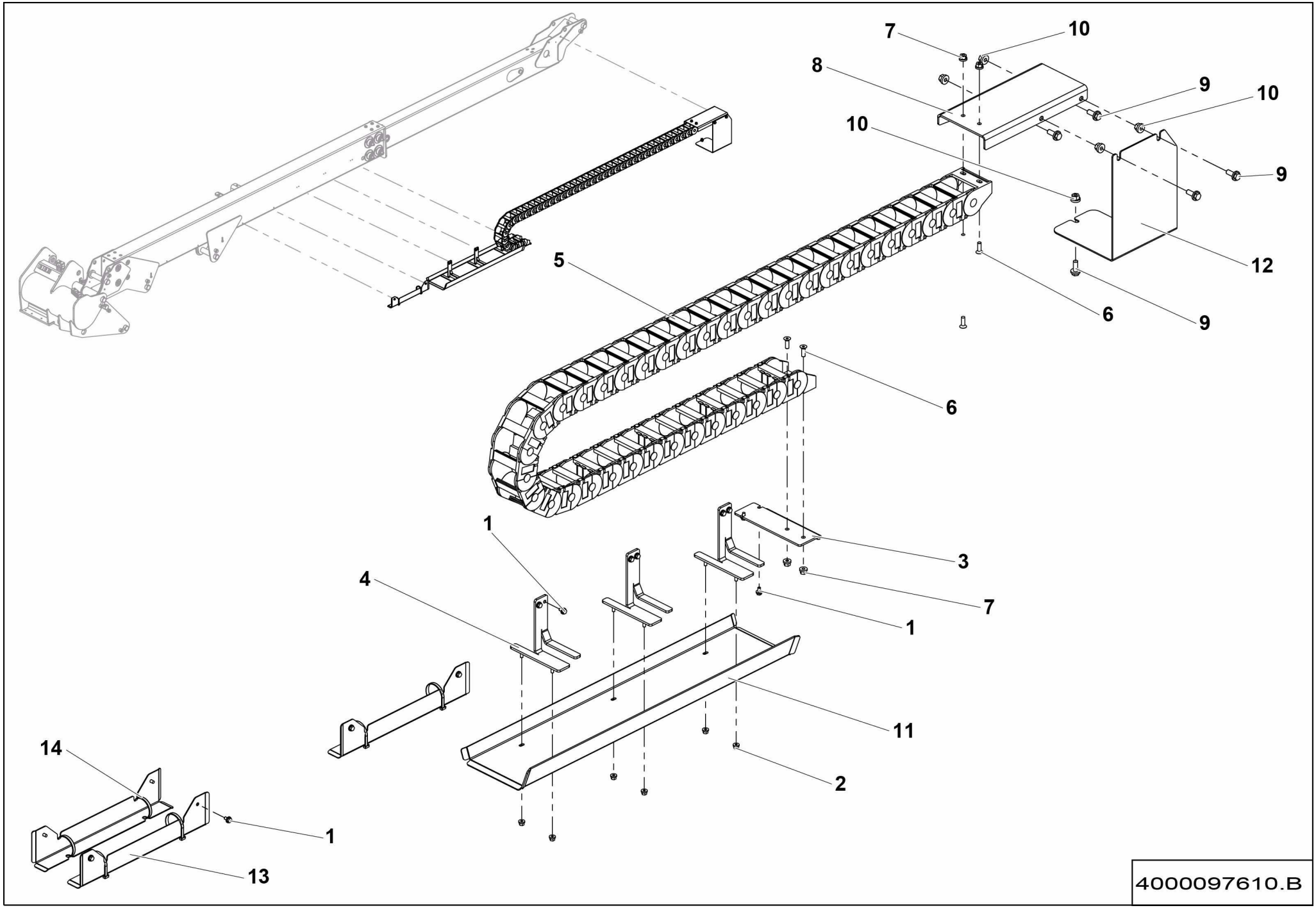
7
10
8
9
10
10
9
12
5
6
9
6
1
3
4
7
1
11
14
2
1
13
4000097610.B

▲ ENSEMBLE CHAÎNE GUIDE FLEXIBLE
FLEXIBLE GUIDE CHAIN ASSEMBLY

Rep.	Désignation	Designation	Specification	Qty	Code	Up to / jusqu'à
1	VIS H À EMBASE	FLANGE HEAD CAP SCREW	M6X10-10 CL. 8.8	14	4000059270	
2	ÉCROU EMBASE AUTOFREINÉ	FLANGE HEX LOCKNUT	M6 CL.8 ZB	6	2700200430	
3	TÔLE SUPPORT	SHEET METAL SUPPORT		1	4000083450	
4	TÔLE DE GUIDAGE	GUIDE PLATE		3	4000076010	
5	CHAÎNE DE GUIDAGE	GUIDING CHAIN		1	4000075320	
6	VIS FHC	FHC SCREW	M8X25-25 CL.10.9	4	2307331710	
7	ÉCROU EMBASE AUTOFREINÉ	FLANGE HEX LOCKNUT	M8 CL.8 ZB	4	2700200440	
8	TÔLE SUPPORT	SHEET METAL SUPPORT		1	4000085490	
9	VIS H À EMBASE	FLANGE HEAD CAP SCREW	M10X25-25 CL. 8.8	5	4000030190	
10	ÉCROU EMBASE AUTOFREINÉ	FLANGE HEX LOCKNUT	M10 CL.8 ZB	5	2700200450	
11	TÔLE DE PROTECTION	PROTECTIVE PLATE		1	4000083420	
12	TÔLE DE PROTECTION	PROTECTIVE PLATE		1	4000106590	
13	TÔLE DE GUIDAGE	GUIDE PLATE		3	4000106480	
14	COLLIER DE SERRAGE	TIGHTENING COLLAR	7.8X365	6	2389001700	

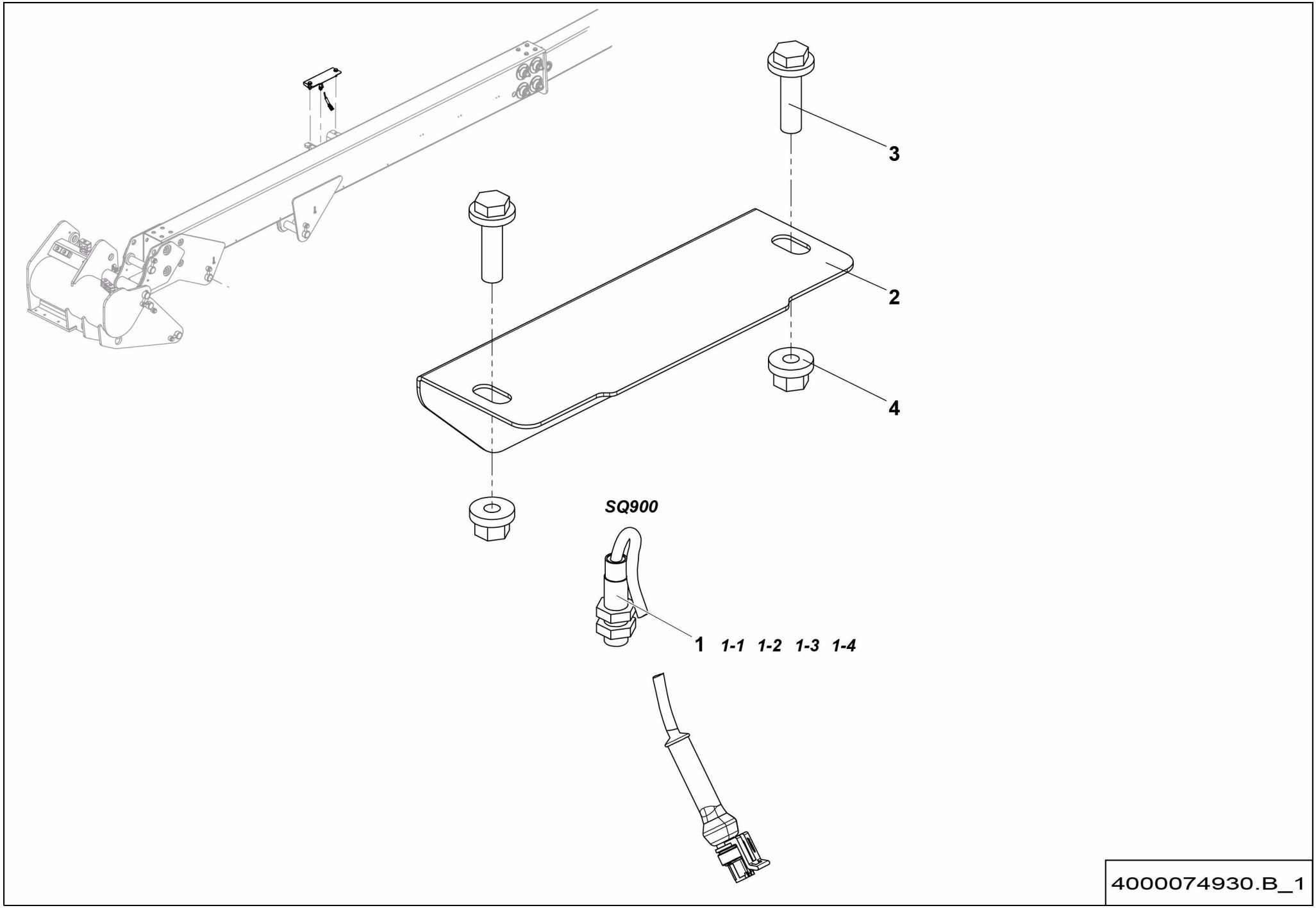
3
2
4
SQ900
1 1-1 1-2 1-3 1-4
4000074930.B_1

▲ ENSEMBLE DÉTECTEUR DETECTOR ASSEMBLY

RTJ O - RTJ PRO

◀ E-280B/ C/D/E.1 ▶

Rep.	Désignation	Designation	Specification	Qty	Code	Up to / jusqu'à
1	DÉTECTEUR DE PROXIMITE	PROXIMITY DETECTOR		1	2901001850	
1-1	*CONTACT FEMELLE*	*FEMALE CONTACT*		*1*	*2901000820*	
1-2	*JOINT ÉTANCHÉITÉ*	*SEAL*		*1*	*2901001810*	
1-3	*CACHE COSSE*	*TERMINAL COVER*	*2 VOIES / WAYS*	*1*	*2901001820*	
1-4	*CONNECTEUR MÂLE*	*MALE CONNECTOR*	*2 VOIES / WAYS*	*1*	*2901013820*	
2	TÔLE PROTECTION CAPTEUR	SENSOR PROTECTION COVER		1	4000129550	
3	VIS H À EMBASE	FLANGE HEAD CAP SCREW	M10X35-26 CL. 8.8	2	2700101660	
4	ÉCROU EMBASE AUTOFREINÉ	FLANGE HEX LOCKNUT	M10 CL.8 ZB	2	2700200450	

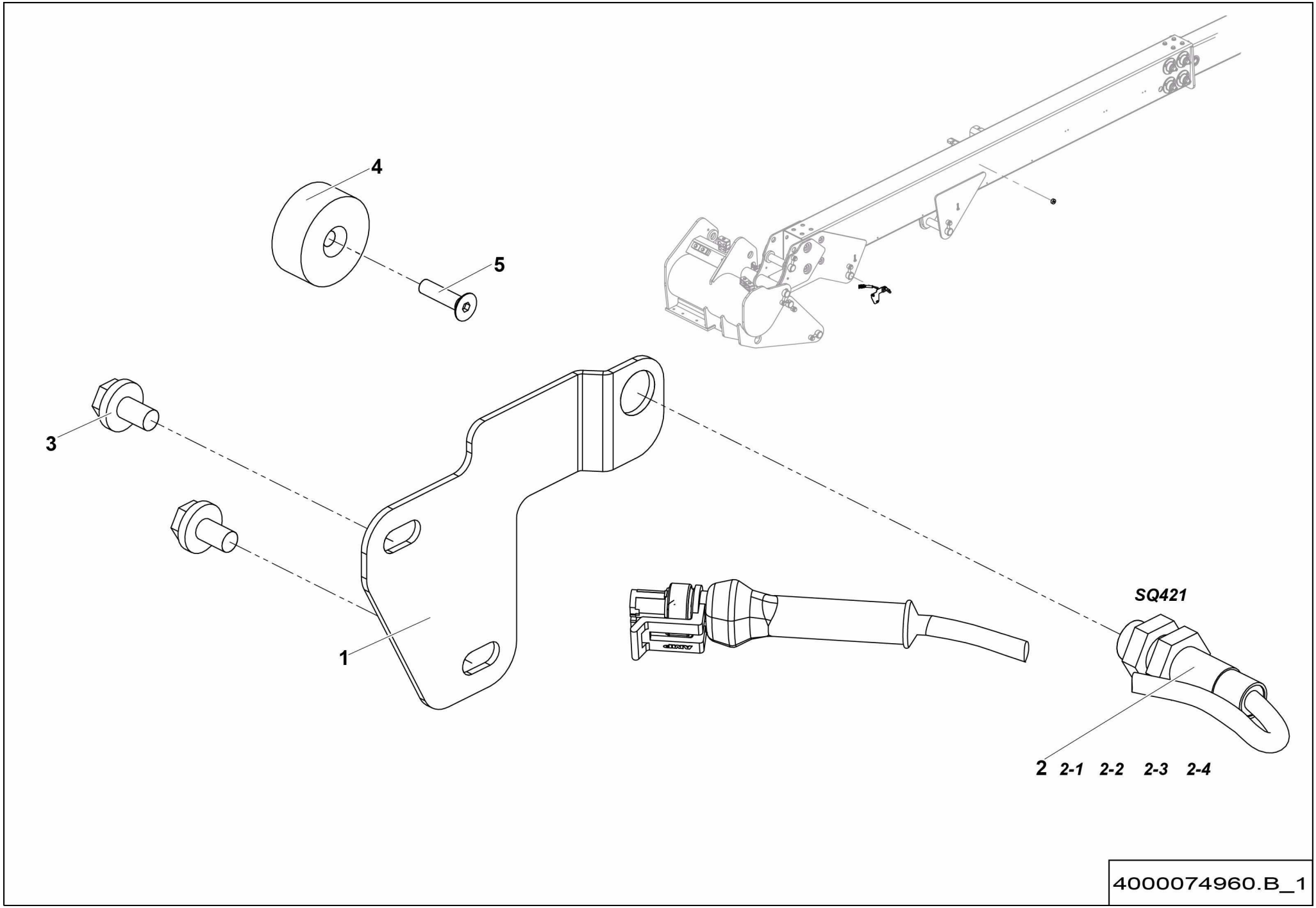
4
5
3
1
SQ421
2 2-1 2-2 2-3 2-4
4000074960.B_1

▲ ENSEMBLE DÉTECTEUR DETECTOR ASSEMBLY

RTJ O - RTJ PRO

◀ E-280B/ C/D/E.2 ▶

Rep.	Désignation	Designation	Specification	Qty	Code	Up to / jusqu'à
1	TÔLE SUPPORT	SHEET METAL SUPPORT		1	4000083210	
2	DÉTECTEUR DE PROXIMITE	PROXIMITY DETECTOR		1	2901001850	
2-1	*CONTACT FEMELLE*	*FEMALE CONTACT*		*1*	*2901000820*	
2-2	*JOINT ÉTANCHÉITÉ*	*SEAL*		*1*	*2901001810*	
2-3	*CACHE COSSE*	*TERMINAL COVER*	*2 VOIES / WAYS*	*1*	*2901001820*	
2-4	*CONNECTEUR MÂLE*	*MALE CONNECTOR*	*2 VOIES / WAYS*	*1*	*2901013820*	
3	VIS H À EMBASE	FLANGE HEAD CAP SCREW	M6X10-10 CL. 8.8	2	4000059270	
4	AIMANT	MAGNET	S6107 DIA 26 X 11	1	2901001860	
5	VIS FHC	FHC SCREW	M4X16-16 S020312	1	2700102060	

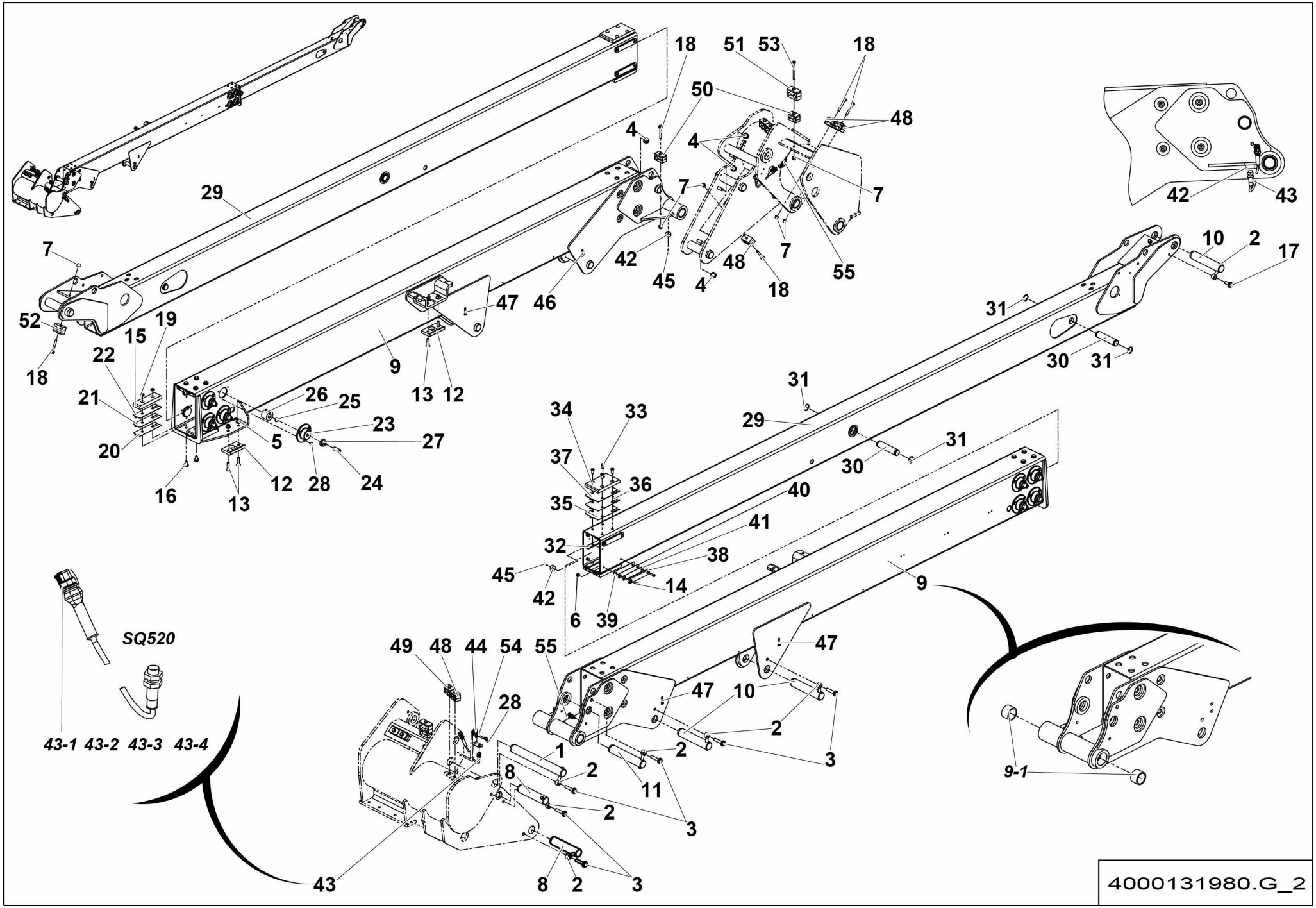
18
51
53
18
50
48
4
4
7
7
29
42
43
7
42
45
4
48
7
18
55
10
2
17
47
46
31
52
19
15
22
9
13
12
30
31
18
21
26
25
23
27
5
20
16
13
12
28
24
31
34
33
29
31
37
36
30
40
35
41
32
38
45
14
42
6
39
9
SQ520
49
48
44
54
55
47
47
10
28
2
1
2
2
3
8
11
2
3
43-1
43-2
43-3
43-4
9-1
43
8
2
3
4000131980.G_2

▲ ENSEMBLE FLÈCHE
BOOM ASSEMBLY

Rep.	Désignation	Designation	Specification	Qty	Code	Up to / jusqu'à
1	AXE AVEC PERÇAGE	PIN WITH DRILLING		1	4000073040	
2	CHAPE MÂLE LISSE	CLEVIS PIN	D12 X80	7	178D161200	
3	VIS H À EMBASE	FLANGE HEAD CAP SCREW	M12X55-30 CL. 8.8	6	4000059280	
4	ÉCROU EMBASE AUTOFREINÉ	FLANGE HEX LOCKNUT	M12 CL.8 ZB	6	2700200460	
5	ÉCROU EMBASE AUTOFREINÉ	FLANGE HEX LOCKNUT	M10 CL.8 ZB	4	2700200450	
6	ÉCROU EMBASE AUTOFREINÉ	FLANGE HEX LOCKNUT	M6 CL.8 ZB	8	2700200430	
7	ÉCROU EMBASE AUTOFREINÉ	FLANGE HEX LOCKNUT	M8 CL.8 ZB	6	2700200440	
8	AXE AVEC PERÇAGE	PIN WITH DRILLING		2	4000129330	
9	FUT	SHAFT		1	4000074940	
9-1	*BAGUE FIBRE*	*FIBER BEARING*	*S5717 404830*	*1*	*2390190980*	
10	AXE AVEC PERÇAGE	PIN WITH DRILLING		3	4000075220	
11	AXE AVEC PERÇAGE	PIN WITH DRILLING		1	4000075250	
12	PATIN D'APPUI	SUPPORT PAD		2	4000053800	
13	VIS FHC	FHC SCREW	M10X40-40 CL.10.9	4	2307331930	
14	VIS FHC	FHC SCREW	M6X25-25 CL.10.9	8	2307331510	
15	PATIN DE FROTTEMENT	FRICTION PAD		6	164P323990	
16	VIS H À EMBASE	FLANGE HEAD CAP SCREW	M10X16-16 CL. 8.8	8	2700101650	
17	VIS H À EMBASE	FLANGE HEAD CAP SCREW	M12X30-30 CL. 8.8	1	2700101710	
18	VIS H À EMBASE	FLANGE HEAD CAP SCREW	M8X60-22 CL. 8.8	5	2700101630	
19	ÉCROU BAS	THIN NUT	HM M10 CL.4	8	2341222040	
20	CALE	CHOCK	EP. 0.5MM-TH. 0.0239INCH	6	164P320920	
21	CALE	CHOCK	EP. 1MM-TH. 0.0359INCH	6	164P335250	
22	CALE	CHOCK	EP. 2MM-TH. 0.0747INCH	6	164P335260	
23	TÔLE SUPPORT	SHEET METAL SUPPORT		8	4000132530	
24	VIS À BOUT CUVETTE	SCREW STHC CUP POINT	HC M16-40-45H DC	8	2316132200	
25	ENTRETOISE	SPACER		8	179P204580	

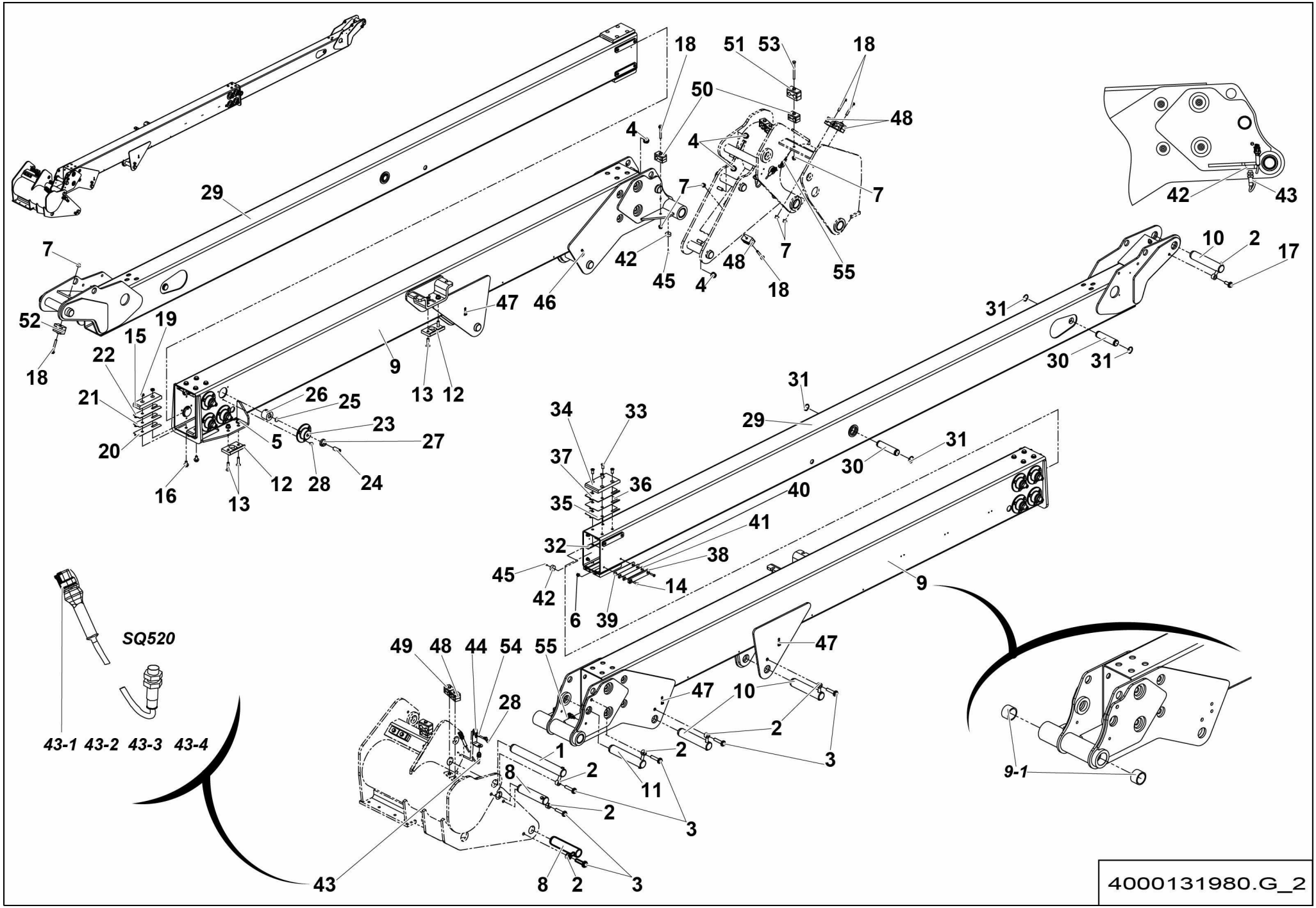
18
51
53
18
50
48
4
4
7
7
29
42
43
7
42
45
4
48
7
18
55
10
2
17
47
46
31
52
19
15
22
9
13
12
30
31
18
21
26
25
23
27
5
20
16
13
12
28
24
31
34
33
29
37
36
30
31
35
40
41
32
38
45
14
42
6
39
9
SQ520
49
48
44
54
55
47
47
10
28
2
1
2
2
3
8
11
2
3
43-1
43-2
43-3
43-4
9-1
43
8
2
3
4000131980.G_2

▲ ENSEMBLE FLÈCHE
BOOM ASSEMBLY

Rep.	Désignation	Designation	Specification	Qty	Code	Up to / jusqu'à
26	PATIN D'USURE	WEAR PAD		8	179P206420	
27	ÉCROU H EMBASE	HEX FLANGE NUT	M16 CL.8	8	2700200330	
28	VIS H À EMBASE	FLANGE HEAD CAP SCREW	M6X10-10 CL. 8.8	26	4000059270	
29	TÉLESCOPE	TELESCOPE		1	4000074950	
30	AXE AVEC RAINURE	PIN WITH SLOT		2	4000042480	
31	ANNEAU ÉLASTIQUE EXTER	EXTER RETAINING RING	30 X 1.5	4	2700900010	
32	PLAQUE DE FIXATION	FIXING PLATE		4	164P324020	
33	VIS CHC EXTMT. BASSE	EXTRA LOW HD SCK CAP SCREW	CHC M10X20-20 CL.10.9	8	2700100420	
34	PATIN DE FROTTEMENT	FRICTION PAD		1	4000209230	
35	CALE	CHOCK	EP. 0.5MM-TH. 0.0239INCH	1	4000209240	
36	CALE	CHOCK	EP. 1MM-TH. 0.0359INCH	1	4000209250	
37	CALE	CHOCK	EP. 2MM-TH. 0.0747INCH	1	4000209260	
38	PATIN	PAD		4	178C152620	
39	CALE	CHOCK	EP 2 MM	4	178D159990	
40	CALE	CHOCK	EP 1 MM	4	178D159980	
41	CALE	CHOCK	140 X 25 EP 0.5MM	4	178D160500	
42	AIMANT	MAGNET	S6107 DIA 26 X 11	2	2901001860	
43	DÉTECTEUR DE PROXIMITE	PROXIMITY DETECTOR		1	2901001850	
43-1	*CONTACT FEMELLE*	*FEMALE CONTACT*		*1*	*2901000820*	
43-2	*JOINT ÉTANCHÉITÉ*	*SEAL*		*1*	*2901001810*	
43-3	*CACHE COSSE*	*TERMINAL COVER*	*2 VOIES / WAYS*	*1*	*2901001820*	
43-4	*CONNECTEUR MÂLE*	*MALE CONNECTOR*	*2 VOIES / WAYS*	*1*	*2901013820*	
44	TÔLE SUPPORT	SHEET METAL SUPPORT		1	4000080130	
45	VIS FHC	FHC SCREW	FHC M4X16-16 S020312	2	2700102060	
46	COLLIER	COLLAR	POLYAMIDE 7.8X365	1	2389001700	
47	COLLIER	COLLAR	POLYAMIDE 7.8X365	3	2389001700	

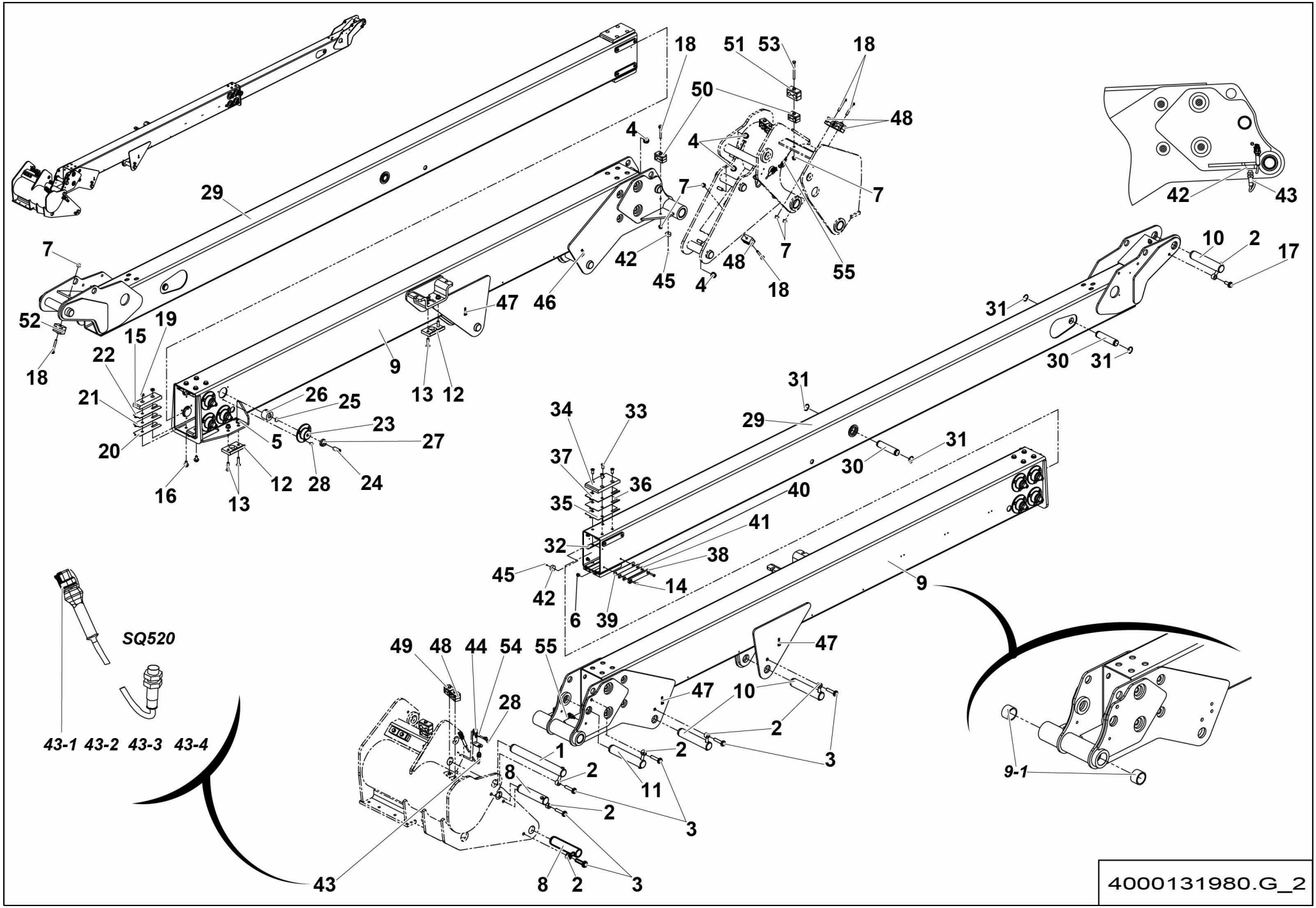
18
51
53
18
50
48
4
4
7
7
29
42
43
7
42
45
4
48
7
55
18
10
2
17
7
52
19
15
22
18
21
20
16
13
12
28
24
5
27
23
25
26
13
12
9
47
46
31
30
31
31
29
31
30
34
33
37
36
35
40
41
32
38
45
42
14
6
39
9
SQ520
43-1
43-2
43-3
43-4
49
48
44
54
55
47
47
10
28
2
1
2
2
3
8
11
2
3
43
8
2
3
9-1
4000131980.G_2

ENSEMBLE FLÈCHE
BOOM ASSEMBLY

Rep.	Désignation	Designation	Specification	Qty	Code	Up to / jusqu'à
48	COLLIER SERIE DOUBLE	CLAMP TWIN SERIE	2 17.2-17.2 PP GD AS	3	2389003500	
49	COLLIER SERIE DOUBLE	CLAMP TWIN SERIE	2 16-12.7 PP GD AS	2	2700300530	
50	COLLIER SERIE DOUBLE	CLAMP TWIN SERIE	2 16-10 PP GD AS	2	2700300560	
51	COLLIER SERIE DOUBLE	CLAMP TWIN SERIE	3 17.1-20 PP GD AS	1	4000130080	
52	COLLIER SERIE DOUBLE	CLAMP TWIN SERIE	2 12.7-12.7 PP GD AS	1	2700300550	
53	VIS H	CAP SCREW	M8X90-22 CL.8.8	1	2331231450	
54	COLLIER DE SERRAGE	TIGHTENING COLLAR	DIA5 X 15	1	2700300630	
55	SERRE CÂBLE	WIRE CLAMP		2	4000137070	

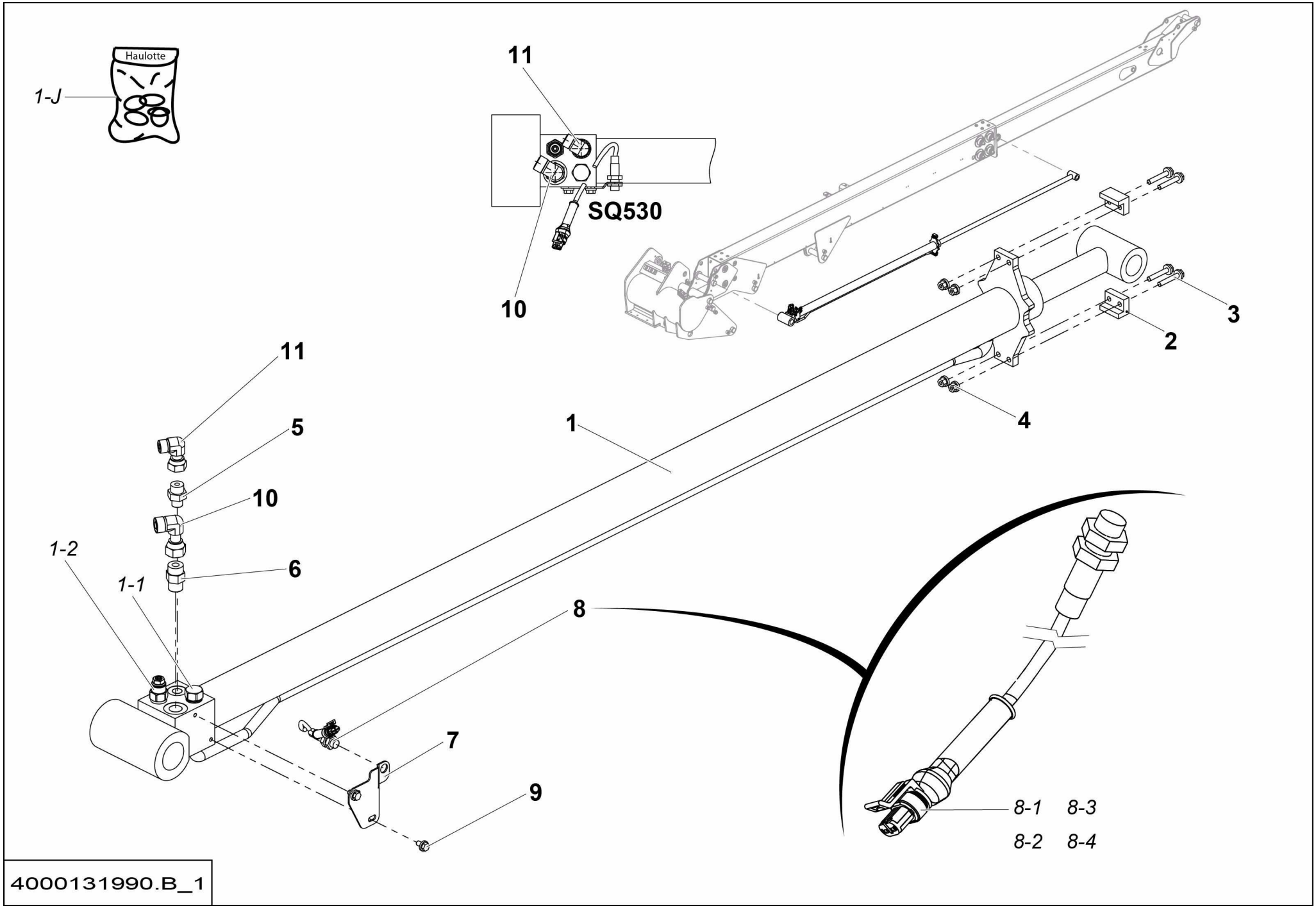
Haulotte
1-J
11
SQ530
10
3
2
4
1
11
5
10
6
1-2
1-1
8
7
9
8-1
8-3
8-2
8-4
4000131990.B_1

▲ ENSEMBLE VÉRIN TÉLESCOPAGE
TELESCOPING CYLINDER ASSEMBLY

◀ E-745.1 ▶

Rep.	Désignation	Designation	Specification	Qty	Code	Up to / jusqu'à
1	VÉRIN DBLE EFF SPLE TIGE	DUAL ACTING SGLE ROD CYL		1	4000074970	
1-1	*CLAPET ANTI-RETOUR*	*ONE-WAY VALVE*		*1*	*2426602110*	
1-2	*VALVE D'EQUILIBRAGE*	*COUNTERBALANCE VALVE*	*120 BAR*	*1*	*4000079610*	
1-J	*POCHETTE DE JOINTS*	*SEAL KIT*		*1*	*4000174180*	
2	PATIN DE GUIDAGE	GUIDE PAD		2	164P311730	
3	VIS H À EMBASE	FLANGE HEAD CAP SCREW	M6X35-18 CL. 8.8	4	2700101570	
4	ÉCROU EMBASE AUTOFREINÉ	FLANGE HEX LOCKNUT	M6 CL.8 ZB	4	2700200430	
5	UNION MÂLE	MALE UNION	9/16-18 UNF 11/16-16	1	2501000060	
6	UNION MÂLE	MALE UNION	3.4-16 UNF 13.16-16	1	2501000040	
7	TÔLE SUPPORT	SHEET METAL SUPPORT		1	4000079970	
8	DÉTECTEUR DE PROXIMITE	PROXIMITY DETECTOR		1	2901001850	
8-1	*CONTACT FEMELLE*	*FEMALE CONTACT*		*1*	*2901000820*	
8-2	*JOINT ÉTANCHÉITÉ*	*SEAL*		*1*	*2901001810*	
8-3	*CACHE COSSE*	*TERMINAL COVER*	*2 VOIES / WAYS*	*1*	*2901001820*	
8-4	*CONNECTEUR MÂLE*	*MALE CONNECTOR*	*2 VOIES / WAYS*	*1*	*2901013820*	
9	VIS H À EMBASE	FLANGE HEAD CAP SCREW	M6X10-10 CL. 8.8	2	4000059270	
10	COUDE ORIENTABLE	ADJUSTABLE BEND	13 16-16UNF A 90 ORFS	1	2501000590	
11	COUDE ORIENTABLE	ADJUSTABLE BEND	11 16-16UNF A 90 ORFS	1	2501000950	

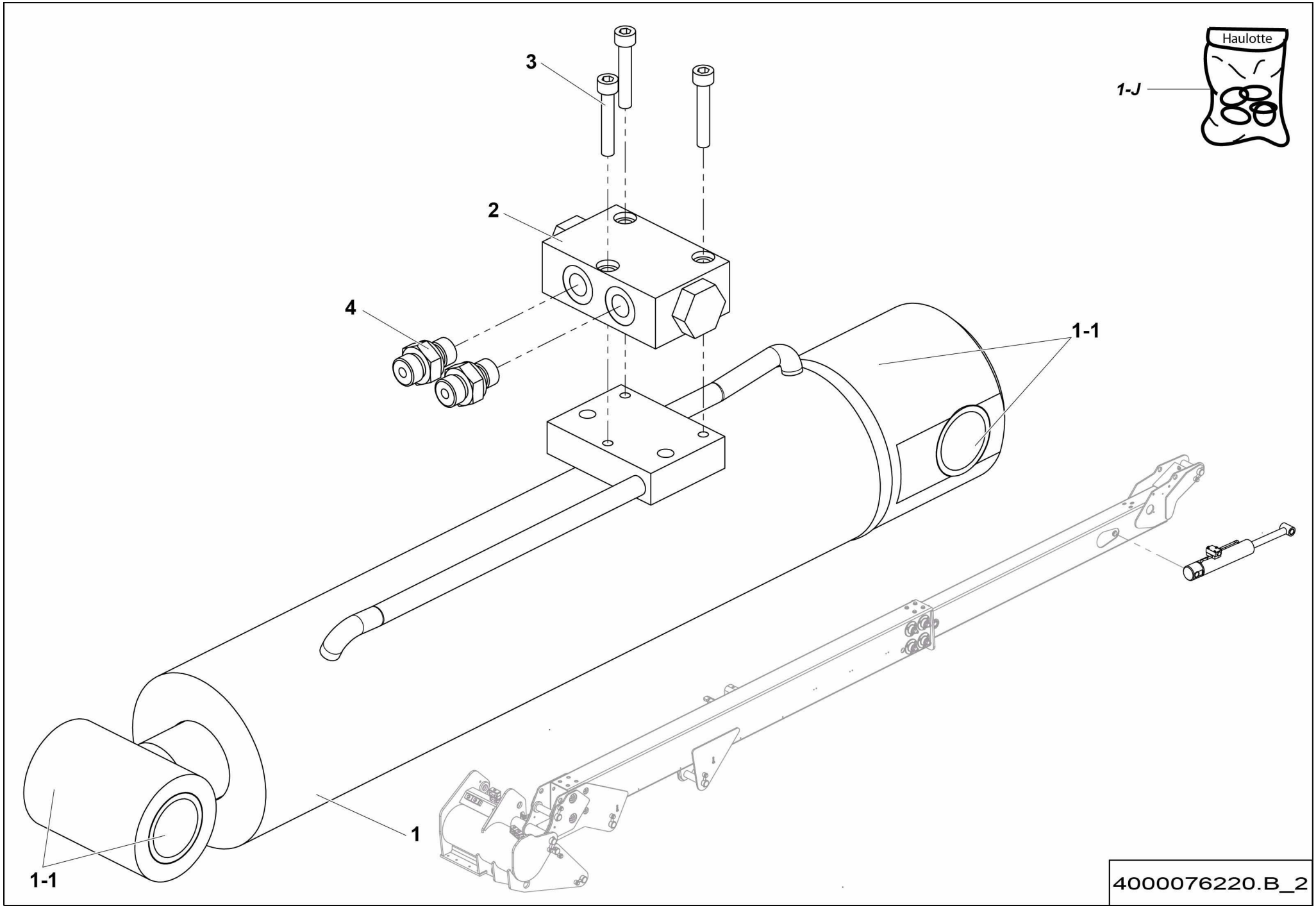
3
2
4
1-1
1
1-1
1-J
Haulotte
4000076220.B_2

▲ ENSEMBLE VÉRIN RÉCEPTEUR COMPENSATEUR
COMPENSATING INPUT CYLINDER ASSEMBLY

◀ E-745.2 ▶

Rep.	Désignation	Designation	Specification	Qty	Code	Up to / jusqu'à
1	VÉRIN DBLE EFF SPLE TIGE	DUAL ACTING SGLE ROD CYL		1	4000076230	
1-1	*BAGUE FIBRE*	*FIBER BEARING*	*S5717 303630*	*4*	*2700400050*	
1-J	*POCHETTE DE JOINTS*	*SEAL KIT*		*1*	*4000174170*	
2	CLAPET ANTI-RETOUR DBLE	ONE-WAY DOUBLE VALVE	S020298	1	2426602580	
3	VIS CHC	SOCKET CAP SCREW	M6X35-24 CL.8.8	3	2308231520	
4	UNION MÂLE	MALE UNION	1/4' BSPP 9/16-18	2	2369111940	

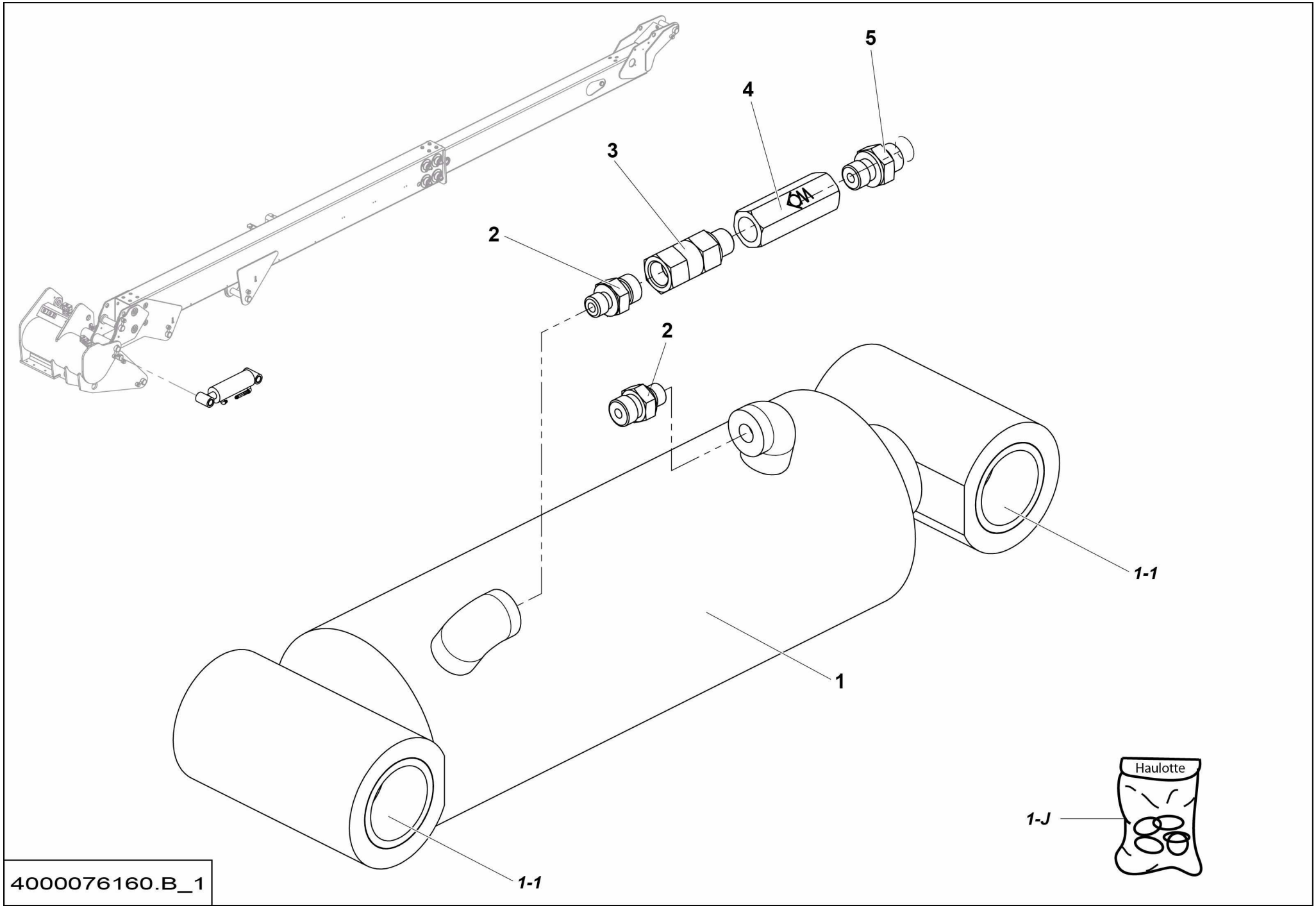
5
4
3
2
2
1-1
1
1-J
Haulotte
1-1
4000076160.B_1

▲ ENSEMBLE VÉRIN ÉMETTEUR COMPENSATEUR
COMPENSATING OUTPUT CYLINDER ASSEMBLY

◀ E-745.3 ▶

Rep.	Désignation	Designation	Specification	Qty	Code	Up to / jusqu'à
1	VÉRIN DBLE EFF SPLE TIGE	DUAL ACTING SGLE ROD CYL		1	4000076170	
1-1	*BAGUE FIBRE*	*FIBER BEARING*	*S5717 404830*	*4*	*2390190980*	
1-J	*POCHETTE DE JOINTS*	*SEAL KIT*		*1*	*4000174160*	
2	UNION MÂLE	MALE UNION	7/16-20UNF/9/16-18	2	2369111870	
3	UNION FEMELLE ORFS	FEMALE ORFS UNION	1/4" BSPP 9/16-18 ORFS	1	2501001700	
4	CLAPET FREINEUR	BRAKE VALVE		1	2505007110	
5	UNION MÂLE	MALE UNION	1/4' BSPP 9/16-18	1	2369111940	

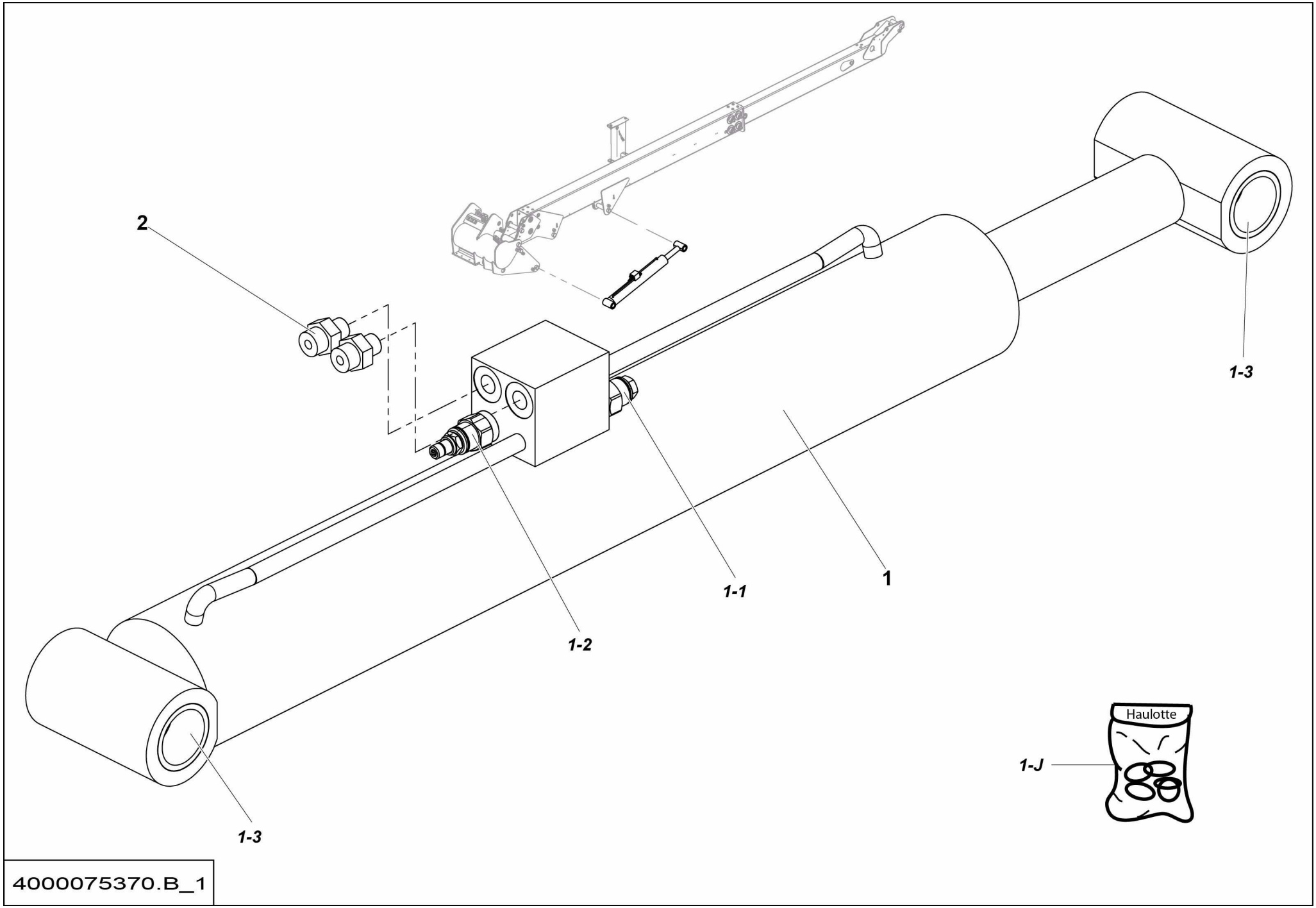
2
1-3
1-1
1
1-2
Haulotte
1-J
1-3
4000075370.B_1

▲ ENSEMBLE VÉRIN LEVAGE FLÈCHE
BOOM LIFTING CYLINDER ASSEMBLY

◀ E-745.4 ▶

Rep.	Désignation	Designation	Specification	Qty	Code	Up to / jusqu'à
1	VÉRIN DBLE EFF SPLE TIGE	DUAL ACTING SGLE ROD CYL		1	4000075380	
1-1	*VALVE D'EQUILIBRAGE*	*COUNTERBALANCE VALVE*	*210 BAR*	*1*	*2422204860*	
1-2	*LIMITEUR DE PRESSION*	*PRESSURE LIMITER*	*110 BAR*	*1*	*4000056570*	
1-3	*BAGUE FIBRE*	*FIBER BEARING*		*4*	*2390190980*	
1-J	*POCHETTE DE JOINTS*	*SEAL KIT*		*1*	*4000174150*	
2	UNION MÂLE	MALE UNION	9/16-18 UNF 11/16-16	2	2501000060	

A: HA16 RTJ
B: HA16 RTJ O
C: HA16 RTJ PRO
D: HA46 RTJ O
E: HA46 RTJ PRO

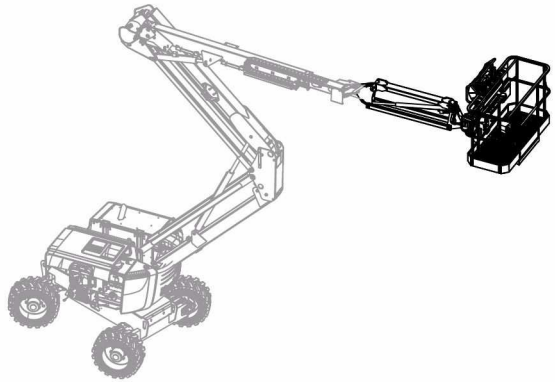

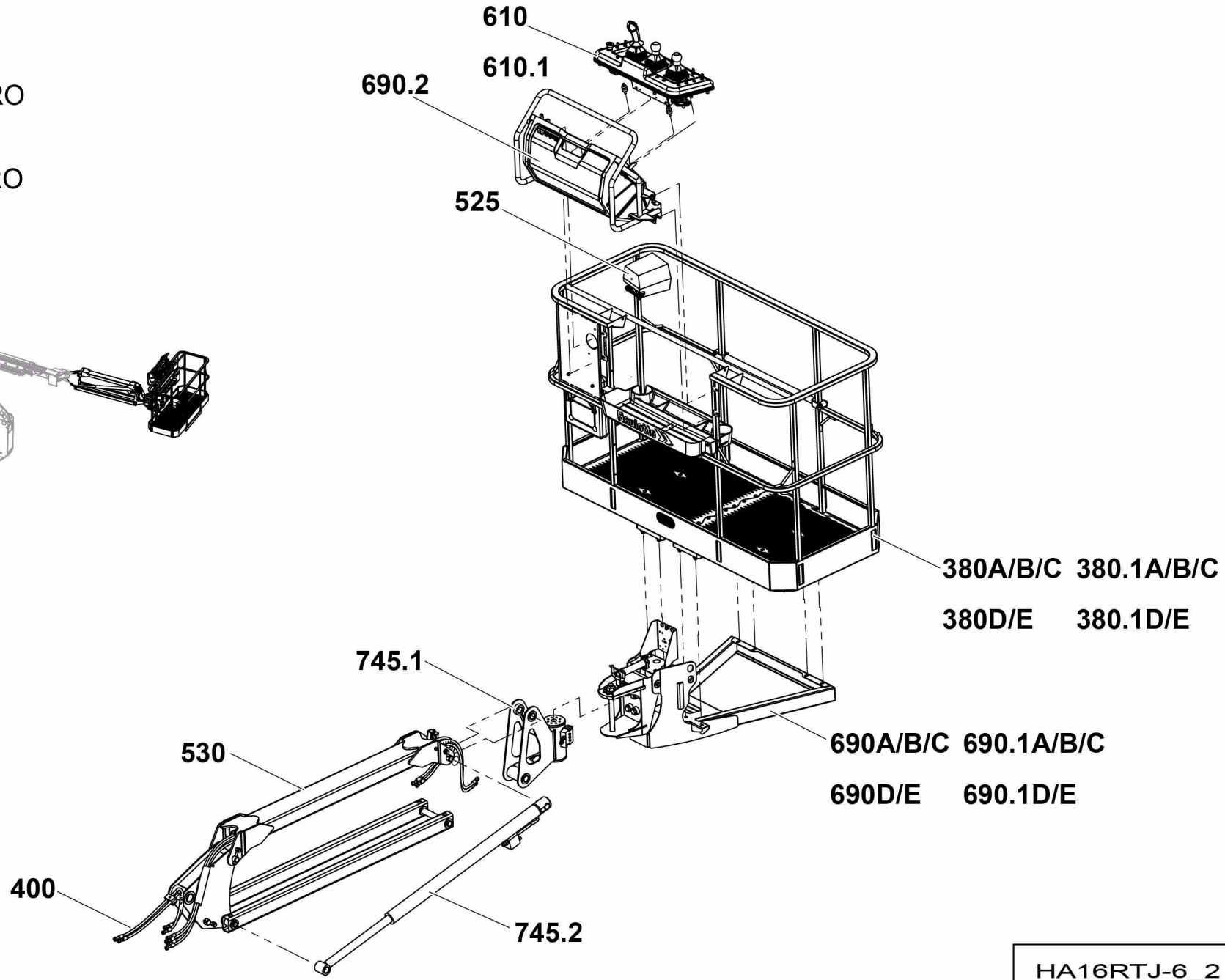

HA16RTJ-6_2

▲ GROUPE NACELLE-PENDULAIR
BASKET + JIB GROUP

◀ F ▶

Rep.	Désignation	Designation	Specification	Up to / jusqu'à
380A/B/C	ENSEMBLE GARDE CORPS	GUARD RAIL ASSEMBLY	EUR 1830X800 6FT	<02/2016
380A/B/C.1	ENSEMBLE GARDE CORPS	GUARD RAIL ASSEMBLY	EUR 1830X800 6FT DROP BAR	>02/2016
380D/E	ENSEMBLE GARDE CORPS	GUARD RAIL ASSEMBLY	US 1830 X 800 6FT	<02/2016
380D/E.1	ENSEMBLE GARDE CORPS	GUARD RAIL ASSEMBLY	US 1830 X 800 SWING GATE	>02/2016
400	ENSEMBLE FLEXIBLES	HOSE ASSEMBLIES		
525	ENSEMBLE PÉDALE HOMME MORT	DEAD MAN PEDAL ASSEMBLY		
530	ENSEMBLE PENDULAIRE	JIB ASSEMBLY		
610	ENSEMBLE PUPITRE	CONTROL BOX UNIT		<02/2016
610.1	ENSEMBLE PUPITRE	CONTROL BOX UNIT		>02/2016
690A/B/C	ENSEMBLE SUPPORT PLATEFORME	PLATFORM SUPPORT ASSEMBLY	EUR	<02/2016
690A/B/C.1	ENSEMBLE SUPPORT PLATEFORME	PLATFORM SUPPORT ASSEMBLY	EUR	>02/2016
690D/E	ENSEMBLE SUPPORT PLATEFORME	PLATFORM SUPPORT ASSEMBLY	US	<02/2016
690D/E.1	ENSEMBLE SUPPORT PLATEFORME	PLATFORM SUPPORT ASSEMBLY	US	>02/2016
690.2	ENSEMBLE SUPPORT COFFRET ÉLECTRIQUE	ELECTRICAL CUPBOARD SUPPORT ASSEMBLY		>02/2016
745.1	ENSEMBLE VÉRIN PENDULAIRE	JIB CYLINDER ASSEMBLY		
745.2	ENSEMBLE VÉRIN ROTATION PANIER	BASKET ROTATING CYLINDER ASSEMBLY		

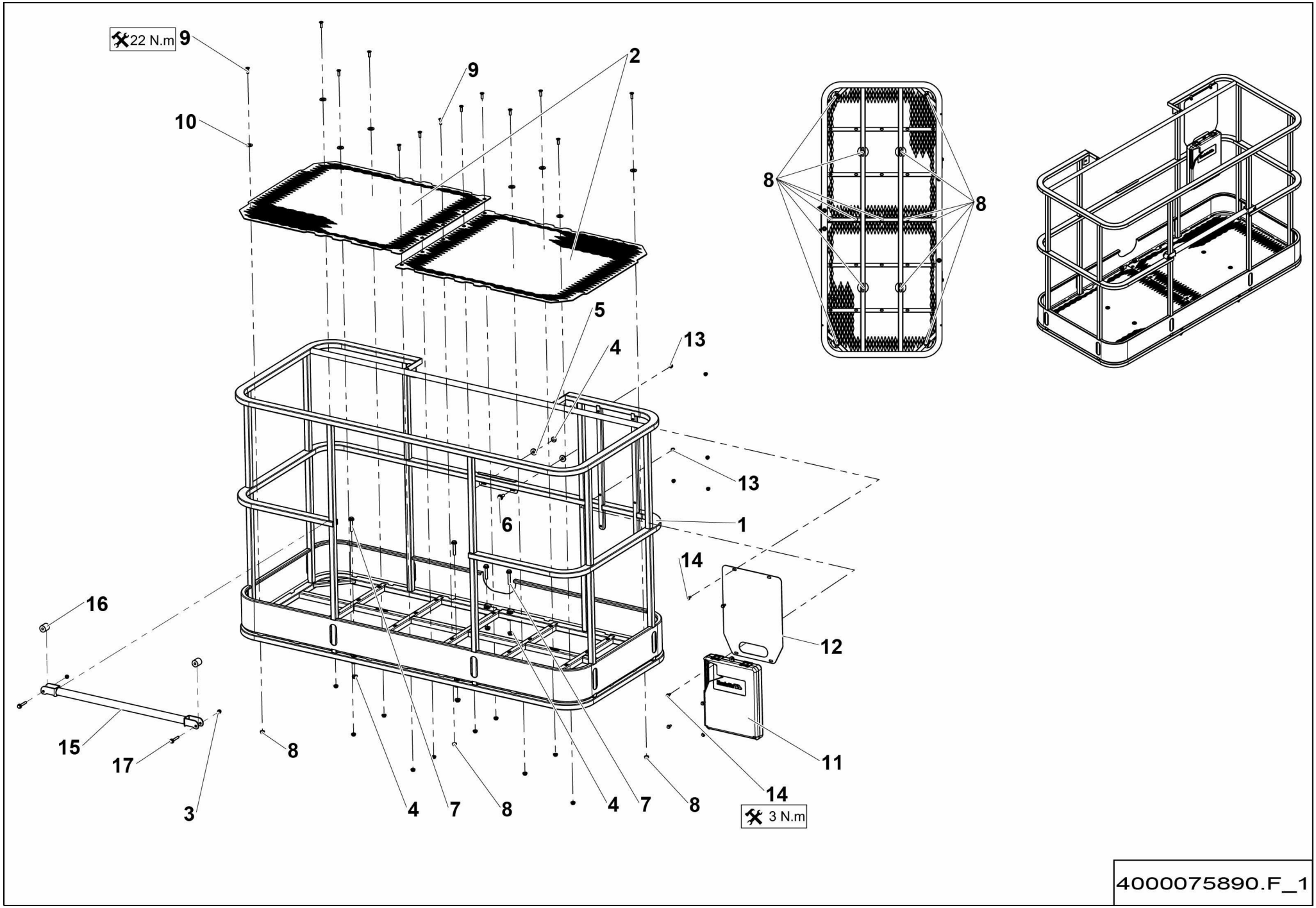
22 N.m
9
9
2
10
8
8
5
4
13
13
1
6
14
16
12
15
17
8
11
3
4
7
8
4
7
8
14
3 N.m
4000075890.F_1

▲ ENSEMBLE GARDE CORPS
GUARD RAIL ASSEMBLY

EUR 1830X800 6FT <02/2016

◀ **F-380A/ B/C** ▶

Rep.	Désignation	Designation	Specification	Qty	Code	Up to / jusqu'à
1	GARDE CORPS	GUARDRAIL	EUR 1830X800 6FT	1	4000075900	
2	PLANCHER	FLOOR	905 X 750	2	4000173730	
3	ÉCROU AUTOFREINÉ	SELF-LOCKED NUT	M8 CL. 8	2	2349221500	
4	ÉCROU H EMBASE	HEX FLANGE NUT	M10 CL.8	6	2700200310	
5	RONDELLE PLATE	ROUND HOLE WASHER	10.5 - 28 - 4	2	2700500180	
6	VIS H À EMBASE	FLANGE HEAD CAP SCREW	M10X25-25 CL. 8.8	2	4000030190	
7	VIS H À EMBASE	FLANGE HEAD CAP SCREW	M10X55-26 CL. 8.8	4	2700101680	
8	ÉCROU H EMBASE	HEX FLANGE NUT	M8 CL.8	13	2700200300	
9	VIS FHC	FHC SCREW	M8X25-25 CL.10.9	13	2307331710	
10	RONDELLE PLATE	ROUND HOLE WASHER	13 - 27 - 2.5 - CL.8.8	8	2351112110	
11	PORTE DOCUMENT	DOCUMENT HOLDER		1	2420209920	
12	TÔLE SUPPORT	SHEET METAL SUPPORT		1	4000096210	
13	ÉCROU EMBASE AUTOFREINÉ	FLANGE HEX LOCKNUT	M6 CL.8 ZB	6	2700200430	
14	VIS H À EMBASE	FLANGE HEAD CAP SCREW	M6X16-16 CL. 8.8	6	2700102090	
15	BARRE	BAR		1	179P321960	
16	GALET	ROLLER		2	179P321970	
17	VIS H À EMBASE	FLANGE HEAD CAP SCREW	M8X50-22 CL. 8.8	2	2700102080	

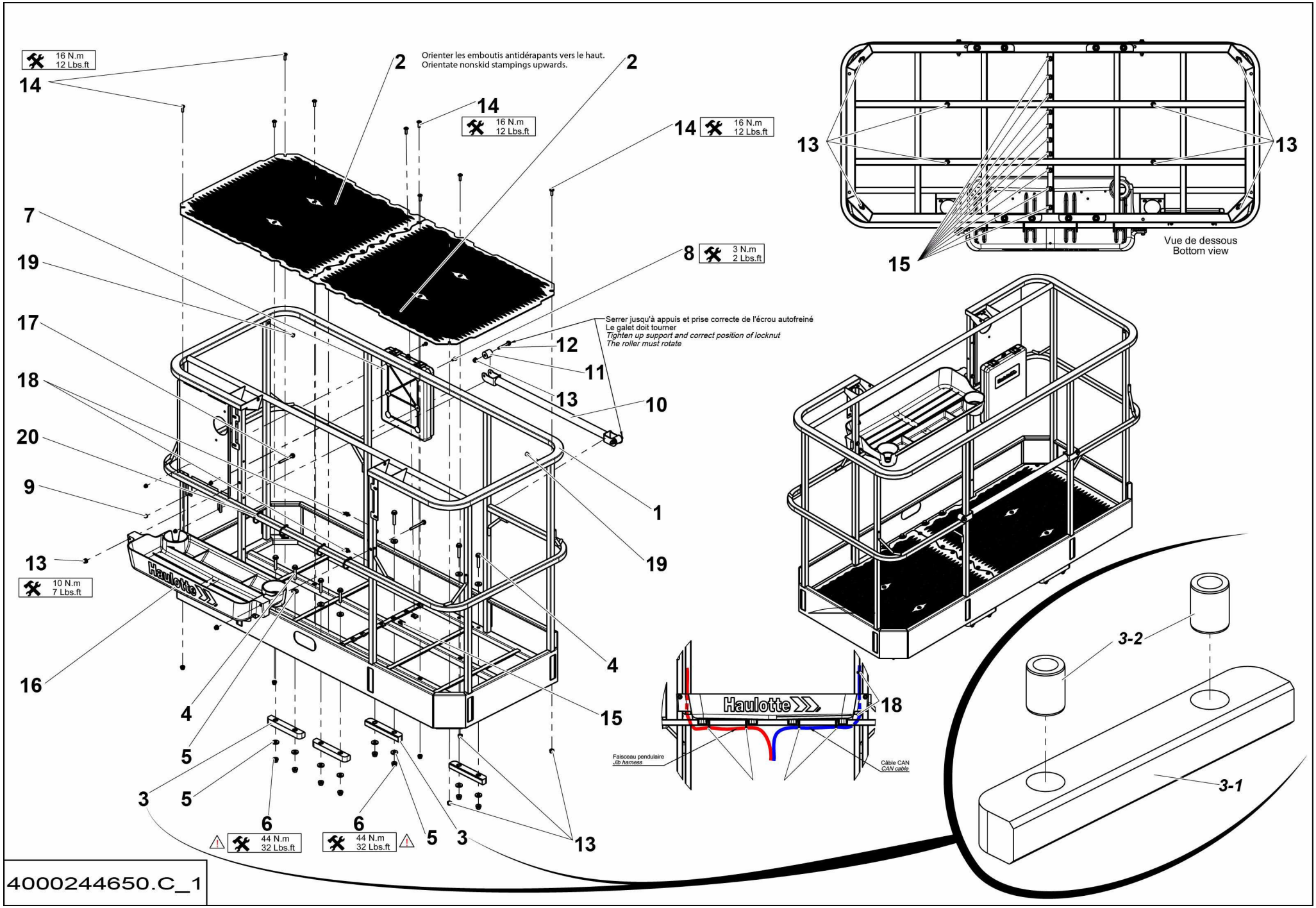
16 N.m
12 Lbs.ft
14
2
Orienter les emboutis antidérapants vers le haut.
Orientate nonskid stampings upwards.
2
14
16 N.m
12 Lbs.ft
14
16 N.m
12 Lbs.ft
13
13
15
Vue de dessous
Bottom view
7
19
8
3 N.m
2 Lbs.ft
17
Serrer jusqu'à appuis et prise correcte de l'écrou autofreiné
Le galet doit tourner
Tighten up support and correct position of locknut
The roller must rotate
12
11
18
13
10
20
9
1
19
13
10 N.m
7 Lbs.ft
Haulotte
16
4
4
15
5
3
5
6
6
44 N.m
32 Lbs.ft
44 N.m
32 Lbs.ft
5
3
13
Haulotte
18
Faisceau pendulaire
Jib harness
Câble CAN
CAN cable
3-2
3-1
4000244650.C_1

▲ ENSEMBLE GARDE CORPS / GUARD RAIL ASSEMBLY — EUR 1830X800 6FT >02/2016 / DROP BAR

◀ F-380A/ B/C.1 ▶

Rep.	Désignation	Designation	Specification	Qty	Code	Up to / jusqu'à
1	GARDE CORPS	GUARDRAIL	EUR 1830X800 6FT	1	4000207660	
2	PLANCHER	FLOOR		2	4000245070	
3	ENTRETOISE	SPACER		4	4000354330	
3-1	*ENTRETOISE PLATE*	*FLAT SPACER*	*PA6G*	*1*	*4000207770*	
3-2	*ENTRETOISE*	*SPACER*	*DIA.13 - DIA.20 - LG 25*	*2*	*4000303400*	
4	VIS H À EMBASE	FLANGE HEAD CAP SCREW	M10X55-26 CL. 8.8	8	2700101680	
5	RONDELLE PLATE	ROUND HOLE WASHER	10.5 - 28 - 4	16	2700500180	
6	ÉCROU EMBASE AUTOFREINÉ	FLANGE HEX LOCKNUT	M10 CL.8 ZB	1	2700200450	
7	PORTE DOCUMENT	DOCUMENT HOLDER		1	2420209920	
8	VIS H À EMBASE	FLANGE HEAD CAP SCREW	M6X16-16 CL. 8.8	4	2700102090	
9	ÉCROU EMBASE AUTOFREINÉ	FLANGE HEX LOCKNUT	M6 CL.8 ZB	4	2700200430	
10	BARRE	BAR		1	179P321960	
11	GALET	ROLLER		2	179P321970	
12	VIS H À EMBASE	FLANGE HEAD CAP SCREW	M8X60-22 CL. 8.8	2	2700101630	
13	ÉCROU EMBASE AUTOFREINÉ	FLANGE HEX LOCKNUT	M8 CL.8 ZB	12	2700200440	
14	VIS À TÊTE CYLINDRIQUE BOMBÉE	ROUND CYLINDER HEAD SCREW	M8X25-25 CL.10.9 DC	18	2700100690	
15	ÉCROU PINCE RAPIDE	FAST PINCH NUT	M8	10	2700200250	
16	RANGEMENT	STORAGE		1	4000271060	
17	VIS H À EMBASE	FLANGE HEAD CAP SCREW	M8X80-22 CL. 8.8	2	2700101640	
18	SERRE CABLE	WIRE CLAMP		2	4000277510	
19	BOUCHON DE PROTECTION	PROTECTIVE CAP	PGM-24	2	4000312010	
20	COLLIER POLYAMIDE	PA FASTENER	180X6 NOIR / BLACK	4	2389002870	

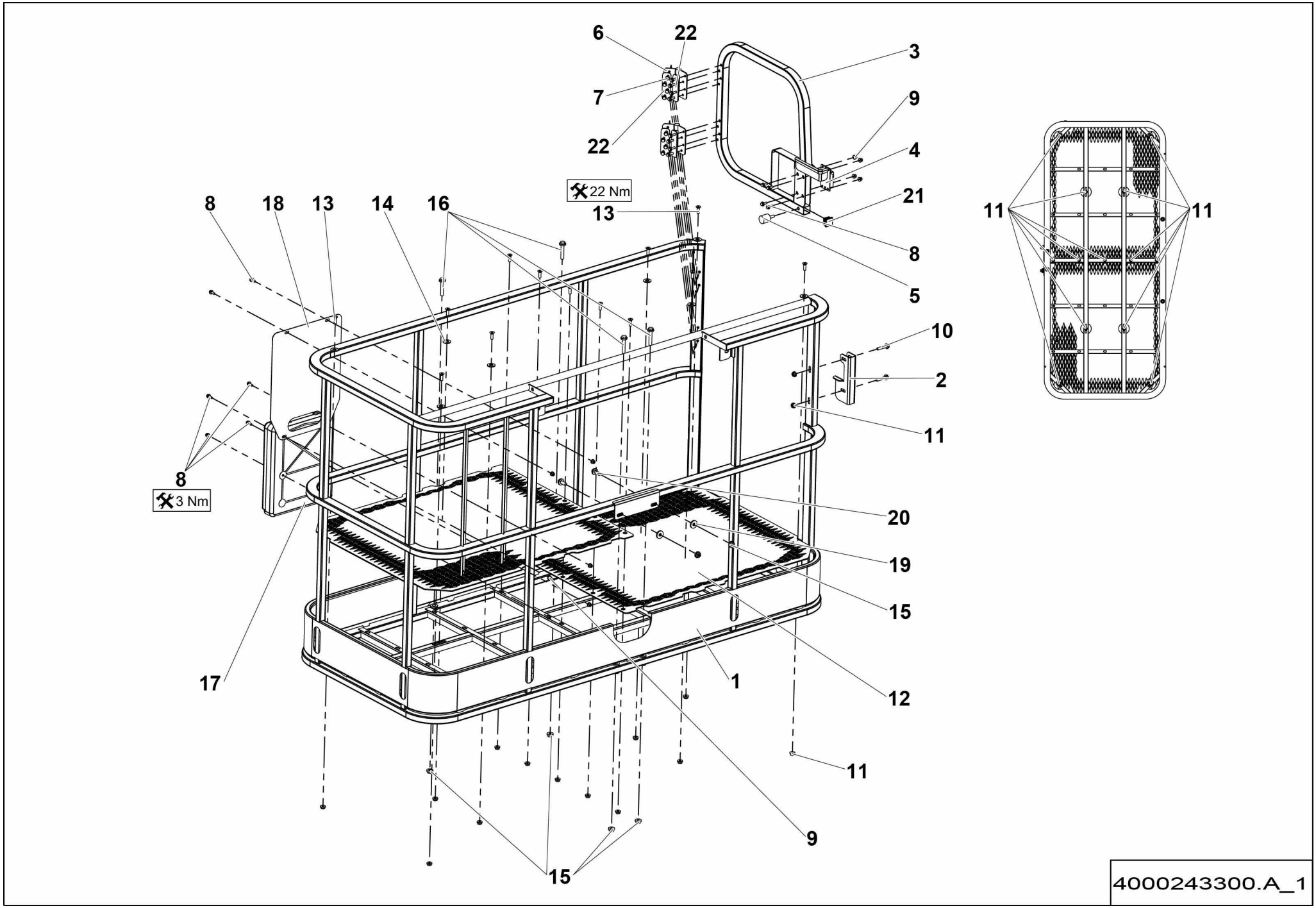
6
22
3
7
9
22
4
22 Nm
21
8
18
13
14
16
13
11
11
8
5
10
2
11
8
3 Nm
20
19
15
17
1
12
11
9
15
4000243300.A_1

▲ ENSEMBLE GARDE CORPS / GUARD RAIL ASSEMBLY — US 1830X800 6FT <02/2016

◀ F-380D/E ▶

Rep.	Désignation	Designation	Specification	Qty	Code	Up to / jusqu'à
1	GARDE CORPS	GUARDRAIL	US 1830 X 800 6FT	1	4000174130	
2	TÔLE SUPPORT	SHEET METAL SUPPORT	US STD	1	4000174640	
3	PORTE	DOOR	US STD	1	4000174590	
4	LOQUET	LATCH	S021105	1	2326013890	
5	BUTÉE CYLINDRIQUE	ROUND STOP	M8 Ø30	1	2421906460	
6	CHARNIÈRE À RESSORT	SPRING HINGE		2	2326013670	
7	VIS H À EMBASE	FLANGE HEAD CAP SCREW	M6X25-18 CL. 8.8	16	2700101560	
8	VIS H À EMBASE	FLANGE HEAD CAP SCREW	M6X16-16 CL. 8.8	10	2700102090	
9	ÉCROU EMBASE AUTOFREINÉ	FLANGE HEX LOCKNUT	M6 CL.8 ZB	10	2700200430	
10	VIS H À EMBASE	FLANGE HEAD CAP SCREW	M8X40-22 CL. 8.8	2	2700101620	
11	ÉCROU H EMBASE	HEX FLANGE NUT	M8 CL.8	15	2700200300	
12	PLANCHER	FLOOR	905 X 750	2	4000173730	
13	VIS FHC	FHC SCREW	M8X25-25 CL.10.9	13	2307331710	
14	RONDELLE PLATE	ROUND HOLE WASHER	13 - 27 - 2.5 - CL.8.8	8	2351112110	
15	ÉCROU H EMBASE	HEX FLANGE NUT	M10 CL.8	6	2700200310	
16	VIS H À EMBASE	FLANGE HEAD CAP SCREW	M10X55-26 CL. 8.8	4	2700101680	
17	PORTE DOCUMENT	DOCUMENT HOLDER		1	2420209920	
18	TÔLE SUPPORT	SHEET METAL SUPPORT		1	4000096210	
19	RONDELLE PLATE	ROUND HOLE WASHER	10.5 - 28 - 4	2	2700500180	
20	VIS H À EMBASE	FLANGE HEAD CAP SCREW	M10X25-25 CL. 8.8	2	4000030190	
21	EMBOUT	END FITTING		1	2420505880	
22	CALE	CHOCK	3MM	4	164P327790	

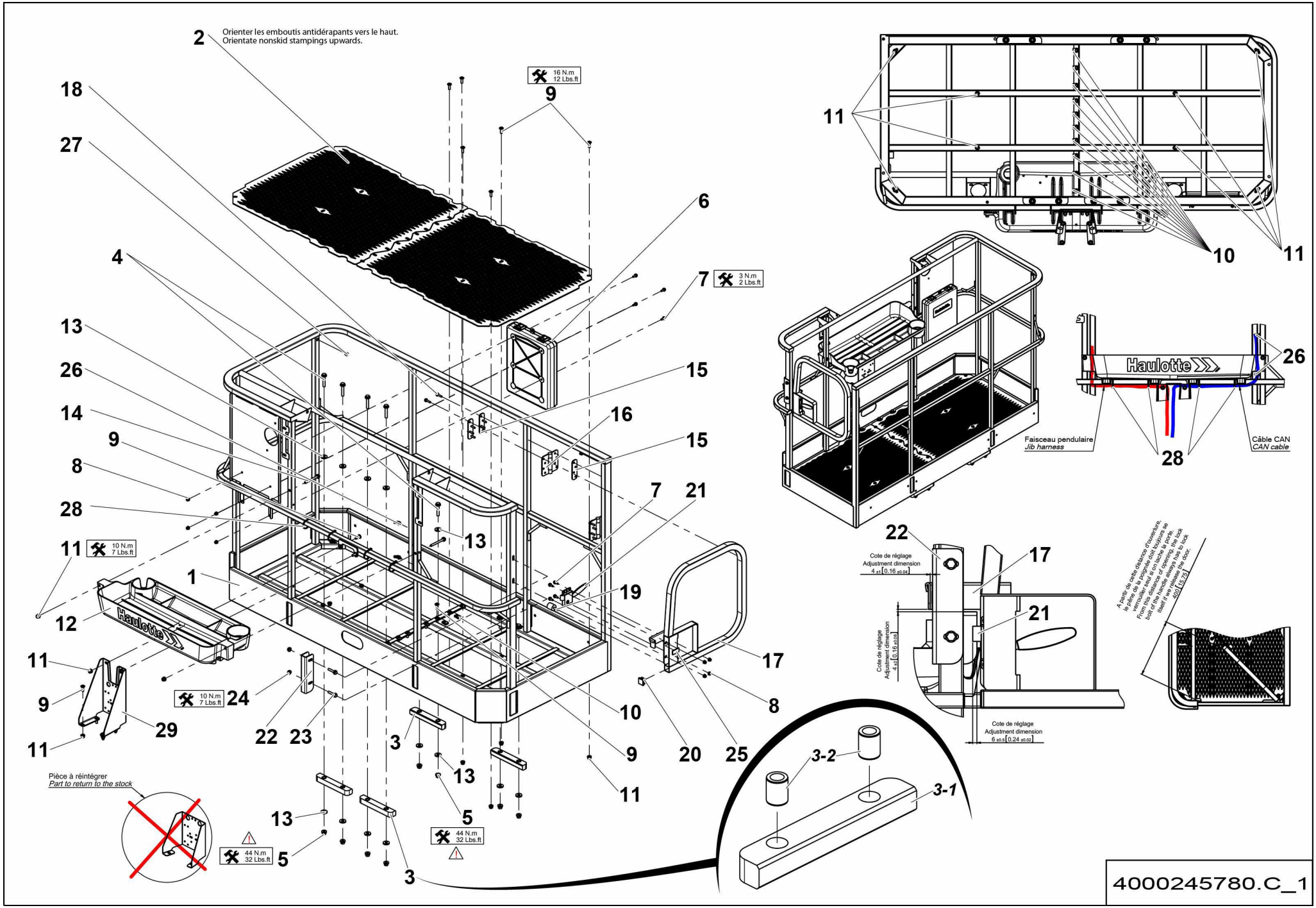
2
Orienter les emboutis antidérapants vers le haut.
Orientate nonskid stampings upwards.
16 N.m
12 Lbs.ft
9
18
27
6
4
7
3 N.m
2 Lbs.ft
13
26
15
14
16
9
15
8
7
21
28
13
11
10 N.m
7 Lbs.ft
1
19
12
Haulotte
11
17
9
10 N.m
7 Lbs.ft
24
8
29
22
23
3
10
9
20
25
11
13
5
13
44 N.m
32 Lbs.ft
5
44 N.m
32 Lbs.ft
3
Pièce à réintégrer
Part to return to the stock
3-2
3-1
11
10
11
Haulotte
26
Faisceau pendulaire
Jib harness
28
Câble CAN
CAN cable
22
17
Cote de réglage
Adjustment dimension
4 ±1 [0.16 ±0.04]
21
Cote de réglage
Adjustment dimension
4 ±2 [0.16 ±0.08]
Cote de réglage
Adjustment dimension
6 ±0.5 [0.24 ±0.02]
À partir de cette distance d'ouverture, le pène de la poignée (clé toujours se verrouiller sans à on clase la porte.
From this distance of opening, the lock bolt of the handle always has to lock itself ! Are release the door.
300 [15.75]
4000245780.C_1

▲ ENSEMBLE GARDE CORPS / GUARD RAIL ASSEMBLY — US 1830X800 6FT >02/2016 / SWING GATE

◀ F-380D/ E.1 1/2 ▶

Rep.	Désignation	Designation	Specification	Qty	Code	Up to / jusqu'à
1	GARDE CORPS	GUARDRAIL	US 1830 X 800 SWING GATE	1	4000245790	
2	PLANCHER	FLOOR		2	4000245070	
3	ENTRETOISE	SPACER		4	4000354330	
3-1	*ENTRETOISE PLATE*	*FLAT SPACER*	*PA6G*	*1*	*4000207770*	
3-2	*ENTRETOISE*	*SPACER*	*DIA.13 - DIA.20 - LG 25*	*2*	*4000303400*	
4	VIS H À EMBASE	FLANGE HEAD CAP SCREW	M10X55-26 CL. 8.8	8	2700101680	
5	ÉCROU EMBASE AUTOFREINÉ	FLANGE HEX LOCKNUT	M10 CL.8 ZB	8	2700200450	
6	PORTE DOCUMENT	DOCUMENT HOLDER		1	2420209920	
7	VIS H À EMBASE	FLANGE HEAD CAP SCREW	M6X16-16 CL. 8.8	8	2700102090	
8	ÉCROU EMBASE AUTOFREINÉ	FLANGE HEX LOCKNUT	M6 CL.8 ZB	8	2700200430	
9	VIS À TÊTE CYLINDRIQUE BOMBÉE	ROUND CYLINDER HEAD SCREW	M8X25-25 CL.10.9 DC	24	2700100690	
10	ÉCROU PINCE RAPIDE	FAST PINCH NUT	M8	10	2700200250	
11	ÉCROU EMBASE AUTOFREINÉ	FLANGE HEX LOCKNUT	M8 CL.8 ZB	16	2700200440	
12	RANGEMENT	STORAGE		1	4000271060	
13	RONDELLE PLATE	ROUND HOLE WASHER	10.5 - 28 - 4	16	2700500180	
14	VIS H À EMBASE	FLANGE HEAD CAP SCREW	M8X80-22 CL. 8.8	2	2700101640	
15	CALE	CHOCK	3MM	6	164P327790	
16	CHARNIÈRE À RESSORT	SPRING HINGE		2	2326013670	
17	PORTE	DOOR	US STD	1	4000174590	
18	VIS H À EMBASE	FLANGE HEAD CAP SCREW	M6X25-18 CL. 8.8	16	2700101560	
19	BUTÉE	STOP	M8 Ø30	2	2421906460	
20	EMBOUT	END FITTING		1	2420505880	
21	LOQUET	LATCH	S021105	1	2326013890	
22	TÔLE SUPPORT	SHEET METAL SUPPORT	US STD	1	4000174640	
23	VIS H À EMBASE	FLANGE HEAD CAP SCREW	M8X40-22 CL. 8.8	2	2700101620	
24	ÉCROU H EMBASE	HEX FLANGE NUT	M8 CL.8	8	2700200300	

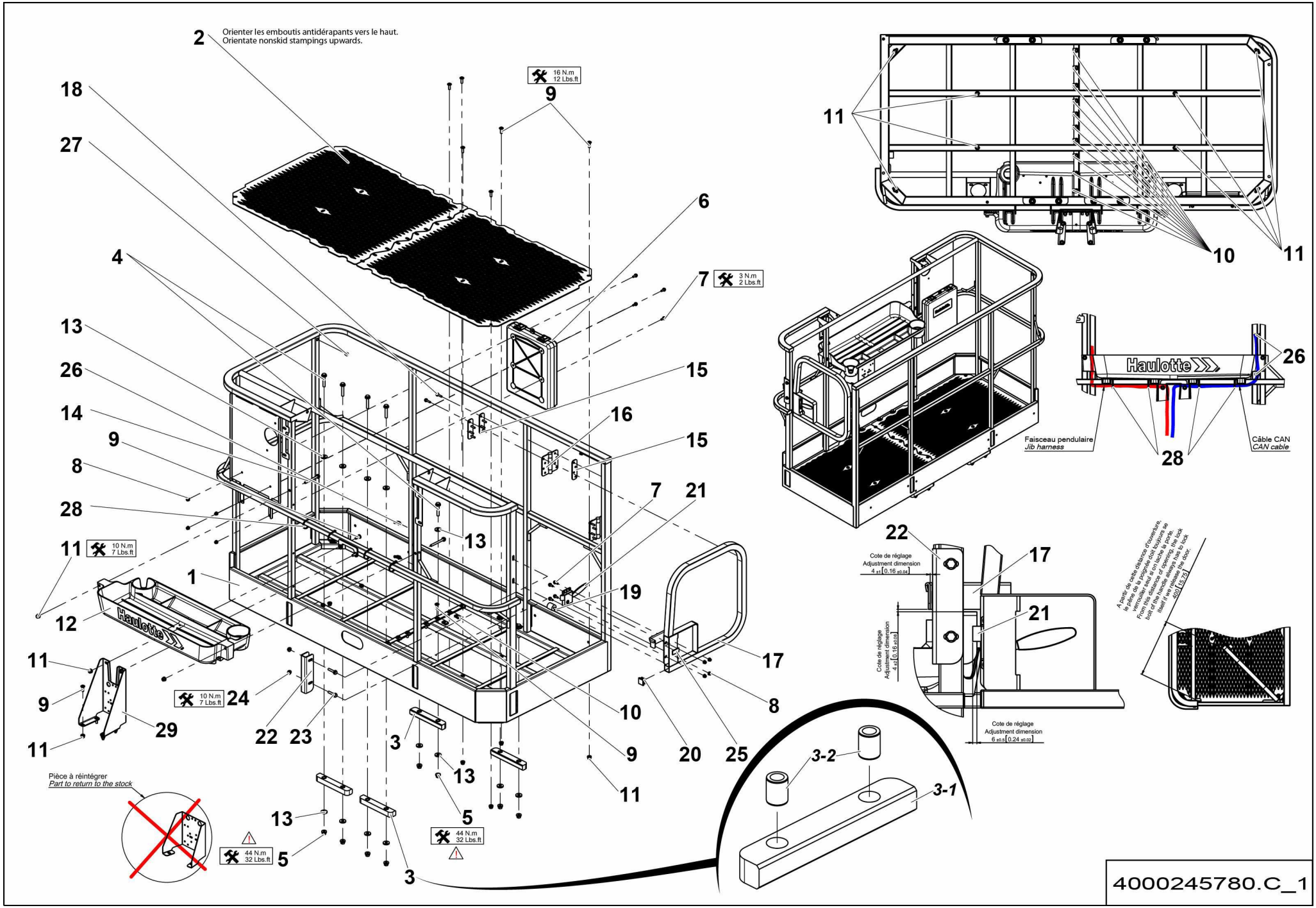
2
Orienter les emboutis antidérapants vers le haut.
Orientate nonskid stampings upwards.
16 N.m
12 Lbs.ft
9
18
27
6
4
7
3 N.m
2 Lbs.ft
13
26
15
14
16
9
15
8
7
21
28
13
11
10 N.m
7 Lbs.ft
1
19
12
Haulotte
11
17
9
10 N.m
7 Lbs.ft
24
8
29
22
23
3
20
25
11
9
13
11
Pièce à réintégrer
Part to return to the stock
13
5
44 N.m
32 Lbs.ft
5
44 N.m
32 Lbs.ft
3
3-2
3-1
11
10
11
Haulotte
26
Faisceau pendulaire
Jib harness
28
Câble CAN
CAN cable
22
Cote de réglage
Adjustment dimension
4 ±1 [0.16 ±0.04]
17
21
Cote de réglage
Adjustment dimension
4 ±2 [0.16 ±0.08]
Cote de réglage
Adjustment dimension
6 ±0.5 [0.24 ±0.02]
À partir de cette distance d'ouverture, le pène de la poignée (clé toujours se verrouiller sans à on clée la porte.
From this distance of opening, the lock bolt of the handle always has to lock itself if we release the door.
300 [15.75]
4000245780.C_1

ENSEMBLE GARDE CORPS
GUARD RAIL ASSEMBLY

US 1830X800 6FT >02/2016
SWING GATE

Rep.	Désignation	Designation	Specification	Qty	Code	Up to / jusqu'à
25	JOINT NÉOPRÈNE	NEOPRENE SEAL	20X3	1	2399001570	
26	SERRE CABLE	WIRE CLAMP		2	4000277510	
27	BOUCHON DE PROTECTION	PROTECTIVE CAP	PGM-24	2	4000312010	
28	COLLIER POLYAMIDE	PA FASTENER	180X6 NOIR / BLACK	4	2389002870	
29	TÔLE SUPPORT	SHEET METAL SUPPORT		1	4000357490	

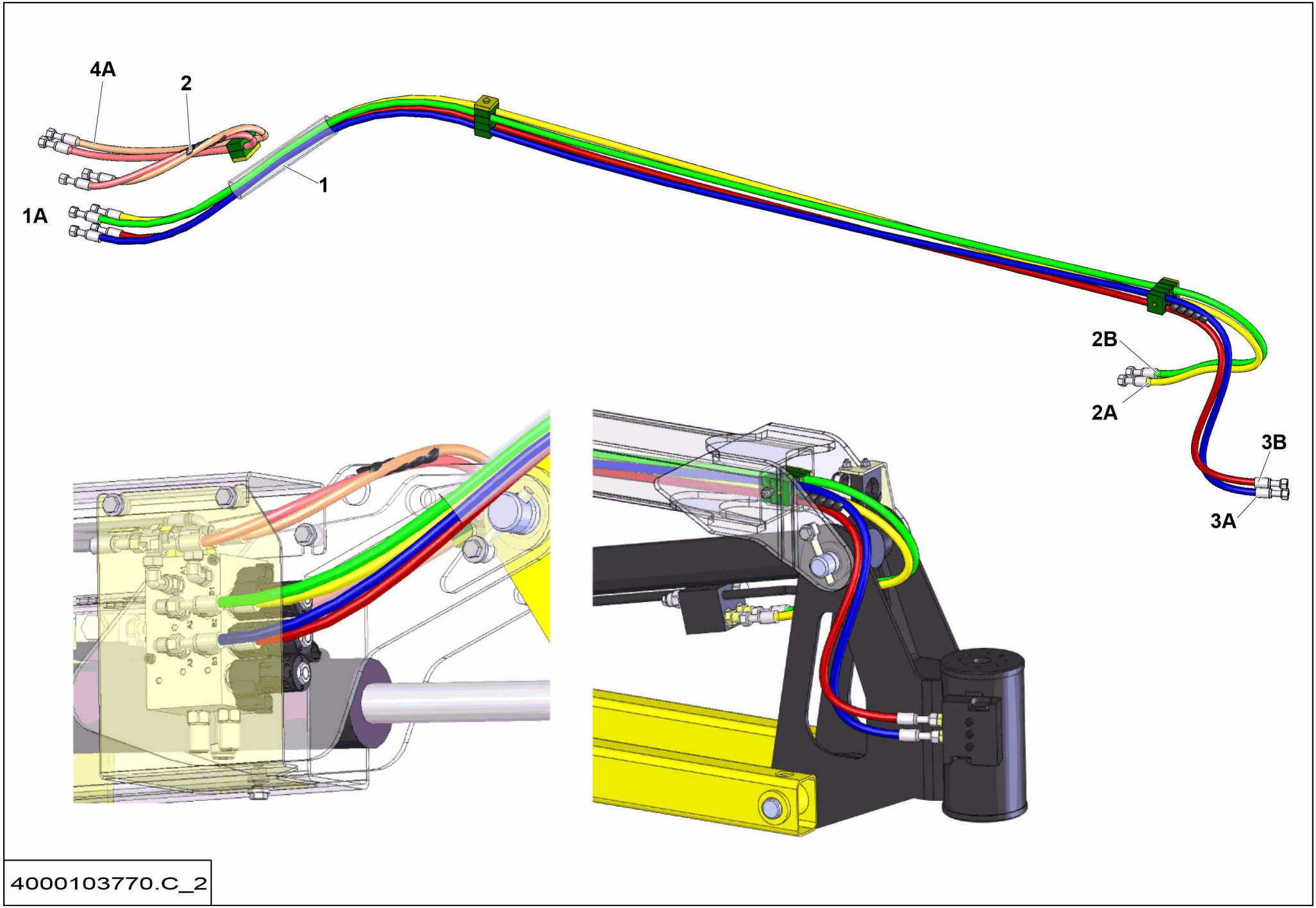
4A
2
1
1A
2B
2A
3B
3A
4000103770.C_2

ENSEMBLE FLEXIBLES
HOSE ASSEMBLIES

F-400

Rep.	Désignation	Designation	Specification	Qty	Code	Up to / jusqu'à
1	GAINE	SHEATH	DIA37	0.6M	2440701850	
2	SPIRALE PLASTIQUE SOUPLE	PLASTIC SPIRAL HOSE	Ø INT. 13	0.55M	2421903430	
1A	FLEXIBLE HYDRAULIQUE	HYDRAULIC HOSE	1JC46-4-4 (492-4 LG 920) 1JC46-4-4	1	2502001400	
2A	FLEXIBLE HYDRAULIQUE	HYDRAULIC HOSE	ORFS-1_4P-LG2700 1SC- F 9_16-18 - F 9_16-18	1	4000204930	
2B	FLEXIBLE HYDRAULIQUE	HYDRAULIC HOSE	ORFS-1_4P-LG2700 1SC- F 9_16-18 - F 9_16-18	1	4000204930	
3A	FLEXIBLE HYDRAULIQUE	HYDRAULIC HOSE	ORFS-1_4P-LG2810 1SC- F 9_16-18 - F 9_16-18	1	4000204940	
3B	FLEXIBLE HYDRAULIQUE	HYDRAULIC HOSE	ORFS-1_4P-LG2810 1SC- F 9_16-18 - F 9_16-18	1	4000204940	
4A	FLEXIBLE HYDRAULIQUE	HYDRAULIC HOSE	ORFS-1_4P-LG890-1SC- F 9_16-18 - F 9_16-18	1	4000137030	

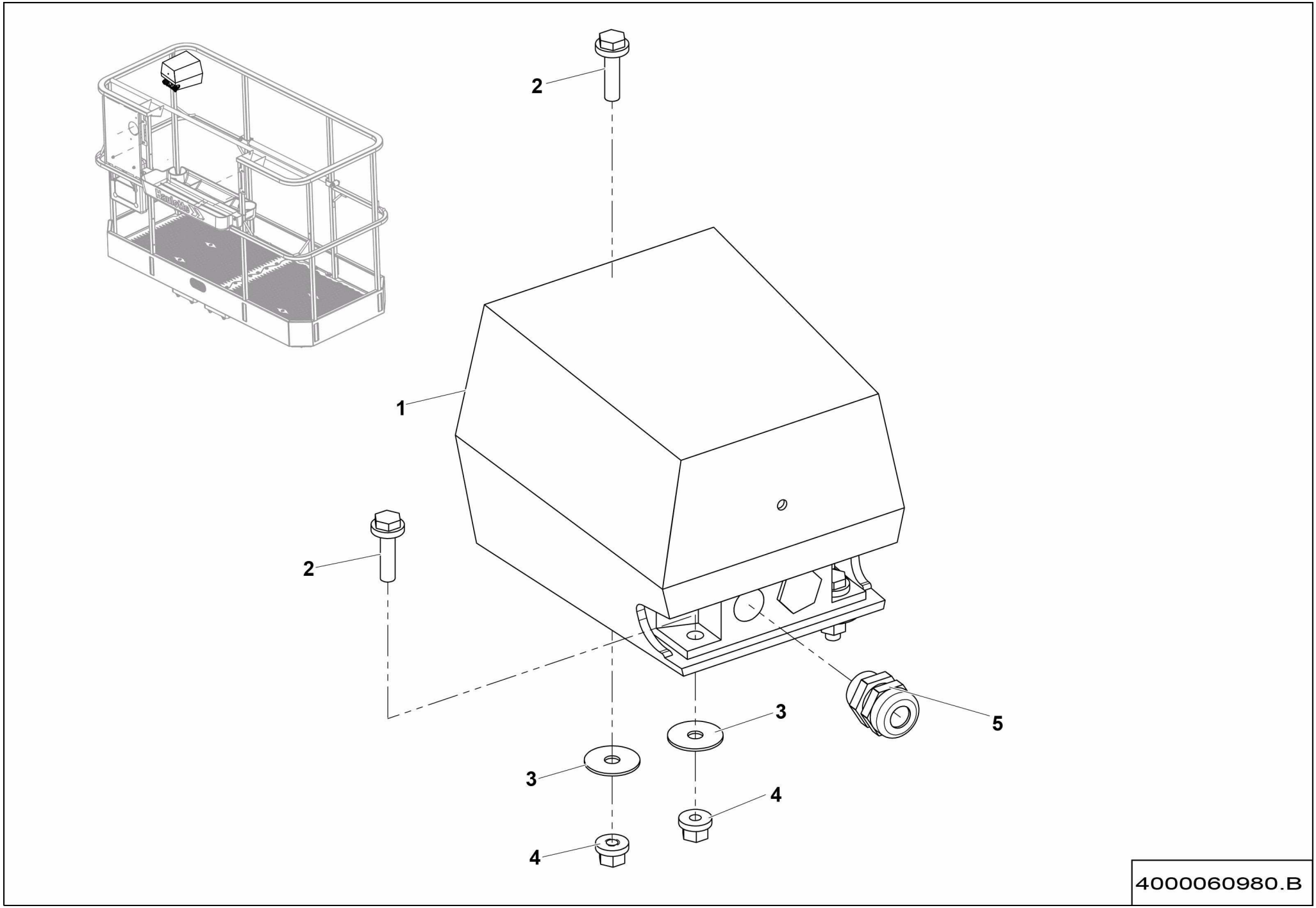
2
1
2
3
3
4
4
5
4000060980.B

▲ ENSEMBLE PÉDALE HOMME MORT
DEAD MAN PEDAL ASSEMBLY

◀ F-525 ▶

Rep.	Désignation	Designation	Specification	Qty	Code	Up to / jusqu'à
1	PÉDALE HOMME MORT	DEAD MANS PEDAL		1	2441608180	
2	VIS H À EMBASE	FLANGE HEAD CAP SCREW	M8X30-22 CL. 8.8	3	2700101610	
3	RONDELLE PLATE	ROUND HOLE WASHER	8.4 - 30 - 1.5 - CL.8.8	3	2351124070	
4	ÉCROU EMBASE AUTOFREINÉ	FLANGE HEX LOCKNUT	M8 CL.8 ZB	3	2700200440	
5	PRESSE-ÉTOUPE	GLAND	S020240	1	2901002290	

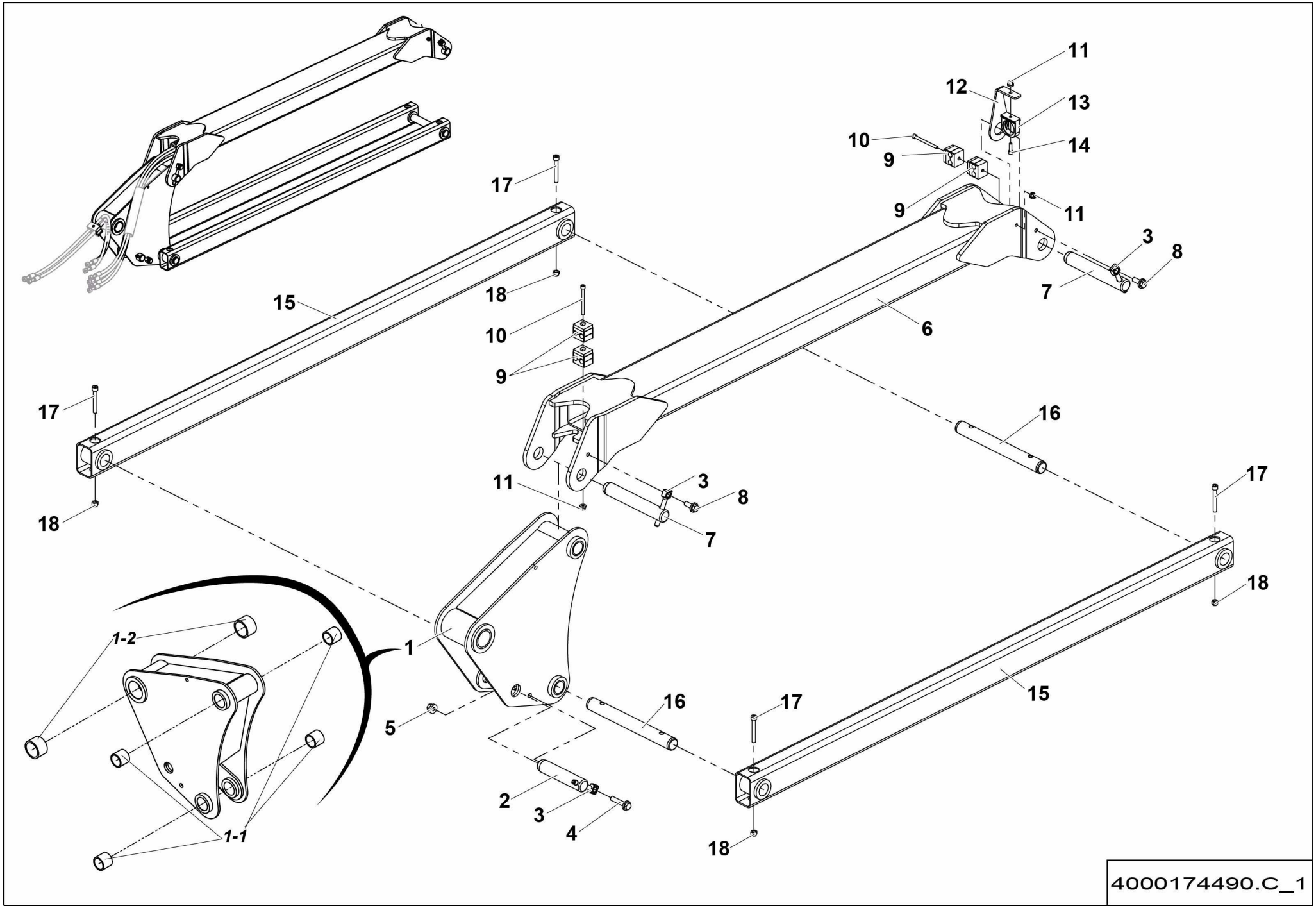
11
12
13
10
14
9
9
11
3
8
7
17
18
15
10
6
9
17
16
11
3
8
7
17
18
18
1-2
1
15
16
17
5
2
3
4
1-1
18
4000174490.C_1

▲ ENSEMBLE PENDULAIRE
JIB ASSEMBLY

◀ F- 530 ▶

Rep.	Désignation	Designation	Specification	Qty	Code	Up to / jusqu'à
1	PIECE LIAISON PENDULAIRE	JIB LINK PART		1	4000042600	
1-1	*BAGUE FIBRE*	*FIBER BEARING*	*S5717 303630*	*1*	*2700400050*	
1-2	*BAGUE FIBRE*	*FIBER BEARING*	*S5717 404830*	*1*	*2390190980*	
2	AXE AVEC PERÇAGE	PIN WITH DRILLING		1	4000065140	
3	CHAPE MÂLE LISSE	CLEVIS PIN	DIAM10 LG80	3	149P331750	
4	VIS H À EMBASE	FLANGE HEAD CAP SCREW	M10X45-26 CL. 8.8	1	2700101670	
5	ÉCROU EMBASE AUTOFREINÉ	FLANGE HEX LOCKNUT	M10 CL.8 ZB	1	2700200450	
6	BRAS DE PENDULAIRE	PENDULAR ARM		1	4000174500	
7	AXE AVEC PERÇAGE	PIN WITH DRILLING		2	4000174540	
8	VIS H À EMBASE	FLANGE HEAD CAP SCREW	M10X25-25 CL. 8.8	2	4000030190	
9	COLLIER SERIE DOUBLE	CLAMP TWIN SERIE	1 12-12 PP GD AS	4	2700300520	
10	VIS CHC	SOCKET CAP SCREW	M6X70-24 CL.8.8	2	2308231590	
11	ÉCROU EMBASE AUTOFREINÉ	FLANGE HEX LOCKNUT	M6 CL.8 ZB	3	2700200430	
12	TÔLE DE GUIDAGE	GUIDE PLATE		1	4000204540	
13	ÉTRIER	STIRRUP	DIA29	1	2901003140	
14	VIS CHC	SOCKET CAP SCREW	M6X20-20 CL.8.8	1	2308231490	
15	BRAS DE PENDULAIRE	PENDULAR ARM		2	4000037160	
16	AXE AVEC PERÇAGE	PIN WITH DRILLING		2	4000065090	
17	VIS CHC	SOCKET CAP SCREW	M8X60-28 CL.8.8	4	2308231770	
18	ÉCROU AUTOFREINÉ	SELF-LOCKED NUT	M8 CL. 8	4	2349221500	

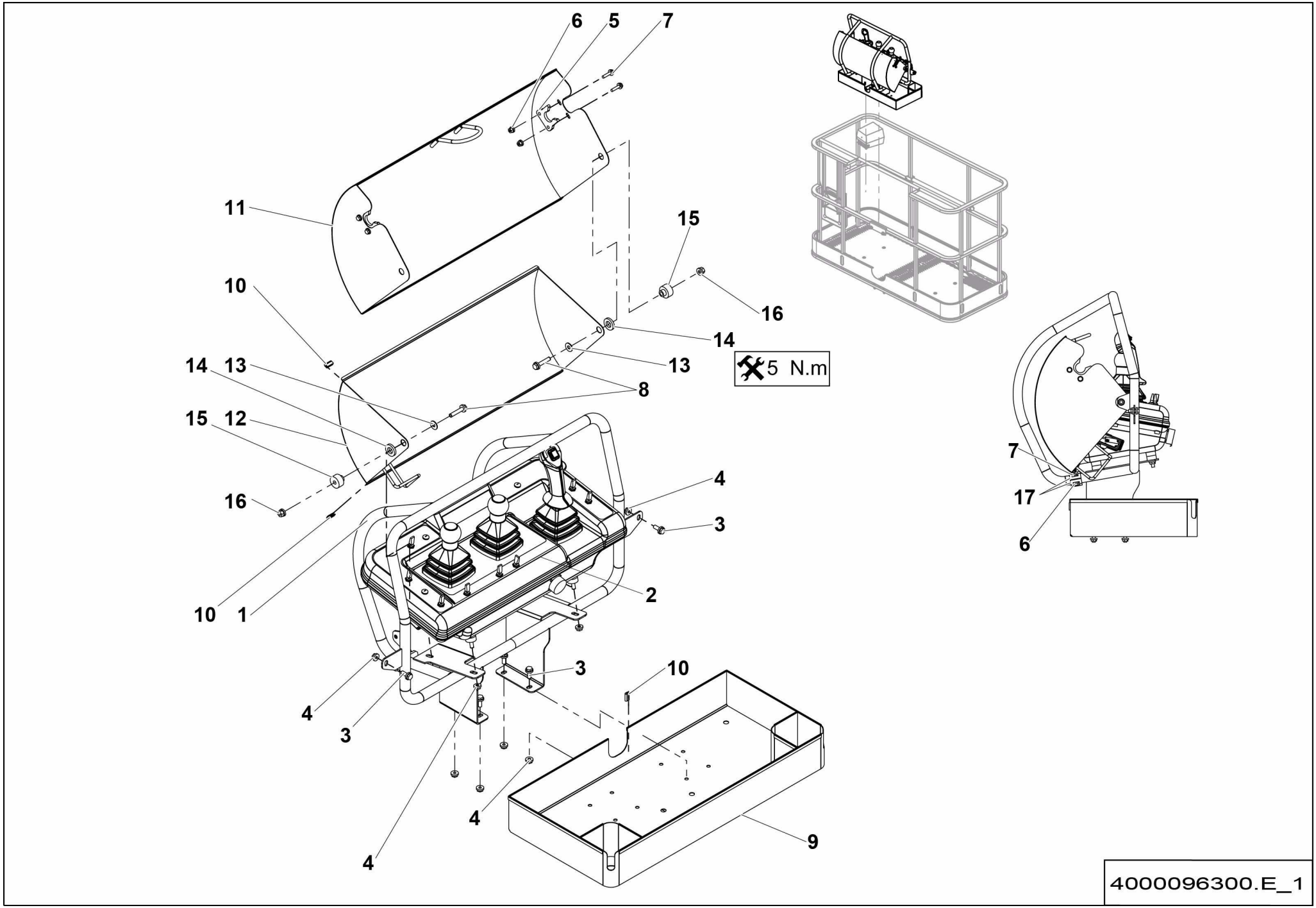
6
5
7
11
15
10
16
14
13
14
13
5 N.m
8
15
12
16
4
3
10
1
2
3
10
4
3
4
4
9
7
17
6
4000096300.E_1

▲ ENSEMBLE PUPITRE
CONTROL BOX UNIT

<02/2016

◀ F-610 ▶

Rep.	Désignation	Designation	Specification	Qty	Code	Up to / jusqu'à
1	TÔLE SUPPORT	SHEET METAL SUPPORT		1	4000209700	
2	**PUPITRE HAUT**	**UPPER CONTROL BOX**		**1**	**4000032080**	**SEE DETAILS**
3	VIS H À EMBASE	FLANGE HEAD CAP SCREW	M8X20-20 CL. 8.8	6	4000030180	
4	ÉCROU H EMBASE	HEX FLANGE NUT	M8 CL.8	10	2700200300	
5	LOQUET	LATCH		2	4000025500	
6	ÉCROU EMBASE AUTOFREINÉ	FLANGE HEX LOCKNUT	M6 CL.8 ZB	4	2700200430	
7	VIS H À EMBASE	FLANGE HEAD CAP SCREW	M6X25-18 CL. 8.8	4	2700101560	
8	VIS H À EMBASE	FLANGE HEAD CAP SCREW	M8X40-22 CL. 8.8	2	2700101620	
9	RANGEMENT	STORAGE		1	4000025490	
10	GALON NON FEUTRÉ	BRAID (NO FELT)		1.48M	2420701180	
11	TÔLE PROTECT PUPITRE	CONTROL PANEL PROTECTION	1	1	4000072220	
12	TÔLE PROTECT PUPITRE	CONTROL PANEL PROTECTION	2	1	4000072260	
13	RONDELLE PLATE	ROUND HOLE WASHER	8.4 - 22 - 1.5 - CL.8.8	2	2351113070	
14	ENTRETOISE	SPACER	16 - 30 - 5 - PA6	2	134D165840	
15	ENTRETOISE	SPACER		2	4000069010	
16	ÉCROU EMBASE AUTOFREINÉ	FLANGE HEX LOCKNUT	M8 CL.8 ZB	2	2700200440	
17	PATIN D'APPUI	SUPPORT PAD		4	4000245240	

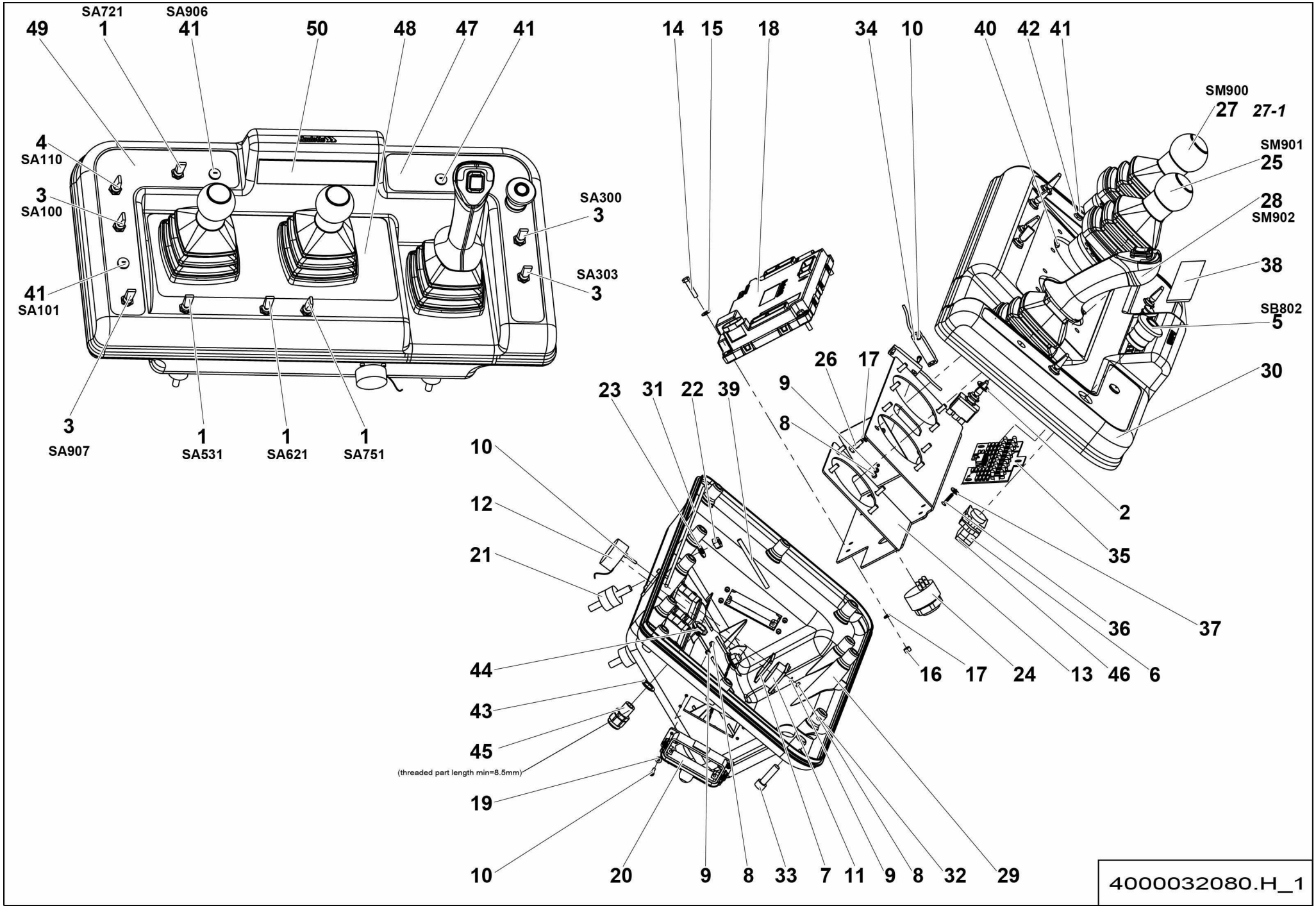
49
SA721
1
SA906
41
50
48
47
41
14
15
18
34
10
40
42
41
SM900
27
27-1
SM901
25
28
SM902
38
SB802
5
30
4
SA110
3
SA100
41
SA101
3
SA907
1
SA531
1
SA621
1
SA751
SA300
3
SA303
3
26
17
9
8
23
31
22
39
10
12
21
44
43
45
(threaded part length min=8.5mm)
19
10
20
9
8
33
7
11
9
8
32
29
16
17
24
13
46
6
36
37
35
2
4000032080.H_1

▲ PUPITRE HAUT
UPPER CONTROL BOX

◀ F-610-2 1/2 ▶

Rep.	Désignation	Designation	Specification	Qty	Code	Up to / jusqu'à
1	BOUTON 3 POSITIONS	3 POSITION KNOB	SWITCH MOM-OFF-MOM UNIPOLAR	4	2901006080	
2	JOINT D'ÉTANCHÉITÉ	SEALING WASHER		9	4000049090	
3	BOUTON 2 POSITIONS	2 POSITIONS KNOB	SWITCH MOM-ON UNIPOLAIRE	4	4000015510	
4	BOUTON 3 POSITIONS	3 POSITION KNOB	SWITCH ON-OFF-ON UNIPOLAR	2	2901015260	
5	BOUTON COUP DE POING	MUSHROOM BUTTON		1	2442009770	
6	CORPS COMPLET	CONTACT BLOCK		1	2440314420	
7	JOINT PLAT	GASKET		1	4000023240	
8	ÉCROU H	HEX NUT	M3 CL. 8	16	2341221010	
9	RONDELLE DENT EXTÉRIEUR	OVERLAP TOOTH WASHER	3.2 - 6 - 0.7 - CL.8.8	16	2351301030	
10	VIS CHC	SOCKET CAP SCREW	M3X16-16 CL.8.8	16	4000019470	
11	EMBASE	BASE	DIAG	1	4000001740	
12	BOUCHON DE PROTECTION	PROTECTIVE CAP		1	4000003070	
13	TÔLE SUPPORT	SHEET METAL SUPPORT		1	4000004360	
14	VIS H	CAP SCREW	M5X25-25 CL.8.8	4	2331231230	
15	RONDELLE PLATE	ROUND HOLE WASHER	5.3 - 12 - 1 - CL.8.8	4	2351112040	
16	ÉCROU H	HEX NUT	M5 CL. 8	4	2341221040	
17	RONDELLE DENT EXTÉRIEUR	OVERLAP TOOTH WASHER	5.3 - 9.2 - 1 - CL.8.8	16	2351301060	
18	CALCULATEUR	CALCULATOR	B2	1	2901004340	
19	RONDELLE PLATE	ROUND HOLE WASHER	3.2 - 8 - 0.8 - CL.8.8	8	2351112010	
20	CONNECTEUR	CONNECTOR		2	4000015450	
21	AMORTISSEUR DE VIBRATION	VIBRATION DAMPER		4	2421902450	
22	ÉCROU H	HEX NUT	M8 CL. 8	4	2341221070	
23	RONDELLE PLATE	ROUND HOLE WASHER	8.4 - 18 - 1.5 - CL.8.8	4	2351112070	
24	BUZZER	BUZZER		1	2440213050	
25	MANIPULATEUR 1 AXE	SINGLE-AXIS JOYSTICK		1	2901008400	
26	VIS H	CAP SCREW	M5X16-16 CL.8.8	12	2331231210	

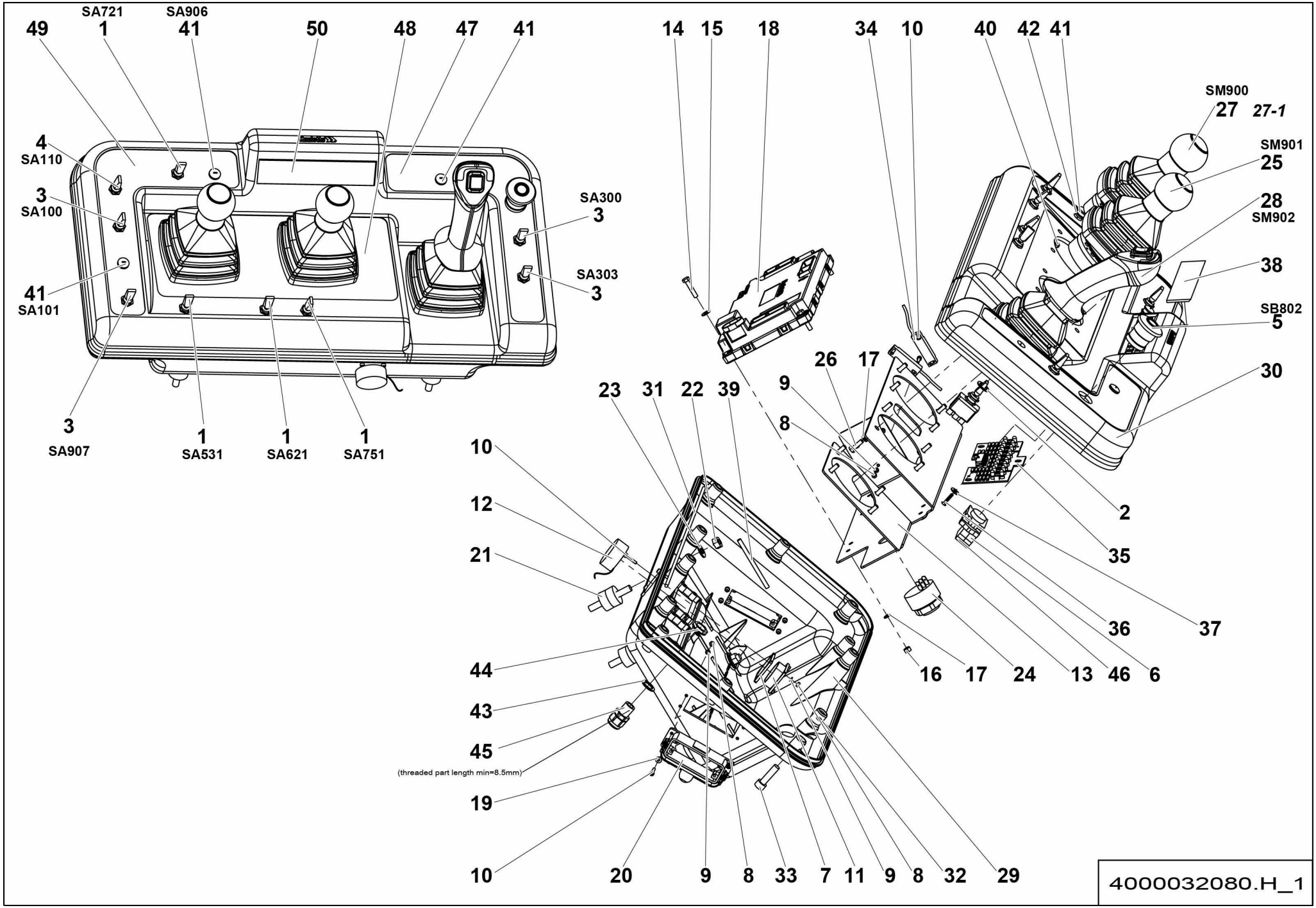
49
SA721
1
SA906
41
50
48
47
41
14
15
18
34
10
40
42
41
SM900
27
27-1
SM901
25
28
SM902
38
SB802
5
30
4
SA110
3
SA100
41
SA101
3
SA907
1
SA531
1
SA621
1
SA751
SA300
3
SA303
3
26
17
9
8
23
31
22
39
10
12
21
44
43
45
(threaded part length min=8.5mm)
19
10
20
9
8
33
7
11
9
8
32
29
16
17
24
13
46
6
36
37
35
2
4000032080.H_1

▲ PUPITRE HAUT
UPPER CONTROL BOX

Rep.	Désignation	Designation	Specification	Qty	Code	Up to / jusqu'à
27	MANIPULATEUR 2 AXES	DOUBLE-AXIS JOYSTICK		1	2901006210	
27-1	*POIGNÉE COMPLÈTE*	*COMPLET HANDLE*		*1*	*2901006320*	
28	MANIPULATEUR 1 AXE	SINGLE-AXIS JOYSTICK		1	2901008410	
29	BOÎTIER PLASTIQUE	PLASTIC CASE	INFÉRIEURE / LOWER	1	4000015830	
30	BOÎTIER PLASTIQUE	PLASTIC CASE	SUPÉRIEURE / UPPER	1	4000032060	
31	JOINT TORIQUE	O-RING	DIA4 LG 180 CM	1	4000016240	
32	JOINT TORIQUE	O-RING	M8	12	4000016250	
33	VIS CHC	SOCKET CAP SCREW	M8X30-30 CL.8.8	12	2338231050	
34	CAPTEUR DE POSITION	POSITION SENSOR		2	2440318470	
35	CARTE LED	LED CARD		1	4000014460	
36	VIS AUTOPERCEUSE	SELF DRILLING SCREW	3.5X19 TF POZIDRIV A2	3	4000017870	
37	RONDELLE PLATE	ROUND HOLE WASHER	5.3 - 12 - 1 - PA6.6	3	2700101310	
38	FILM PROTECTEUR	PROTECTIVE FILM		1	4000016260	
39	**FAISCEAU**	**LOOM**	**INTERNAL UCB**	**1**	**4000032440**	**SEE DETAILS**
40	CONTRE ÉCROU	LOCK NUT	M12	3	4000209720	
41	OBTURATEUR	SEAL	M12 X1.5 NOIR / BLACK	3	4000209070	
42	JOINT NÉOPRÈNE	NEOPRENE SEAL	M12	3	4000209730	
43	JOINT NÉOPRÈNE	NEOPRENE SEAL	PG9	1	2901010250	
44	CONTRE ÉCROU	LOCK NUT	PG9	1	2901001280	
45	PRESSE-ÉTOUPE	GLAND	PG09 FILET LONG / LONG THREAD	1	4000414260	
46	CONTACT AUXILIAIRE	AUXILIARY CONTACTOR		1	2440318780	
47	ÉTIQUETTE PUPITRE HAUT	UPPER CONTROL BOX LABEL	DROIT / RIGHT	1	4000033890	
48	ÉTIQUETTE PUPITRE HAUT	UPPER CONTROL BOX LABEL	LABEL UCB CENTER	1	4000033790	
49	ÉTIQUETTE PUPITRE HAUT	UPPER CONTROL BOX LABEL	GAUCHE / LEFT	1	4000033880	
50	ÉTIQUETTE PUPITRE HAUT	UPPER CONTROL BOX LABEL	VOYANT LUMINEUX	1	4000015790	

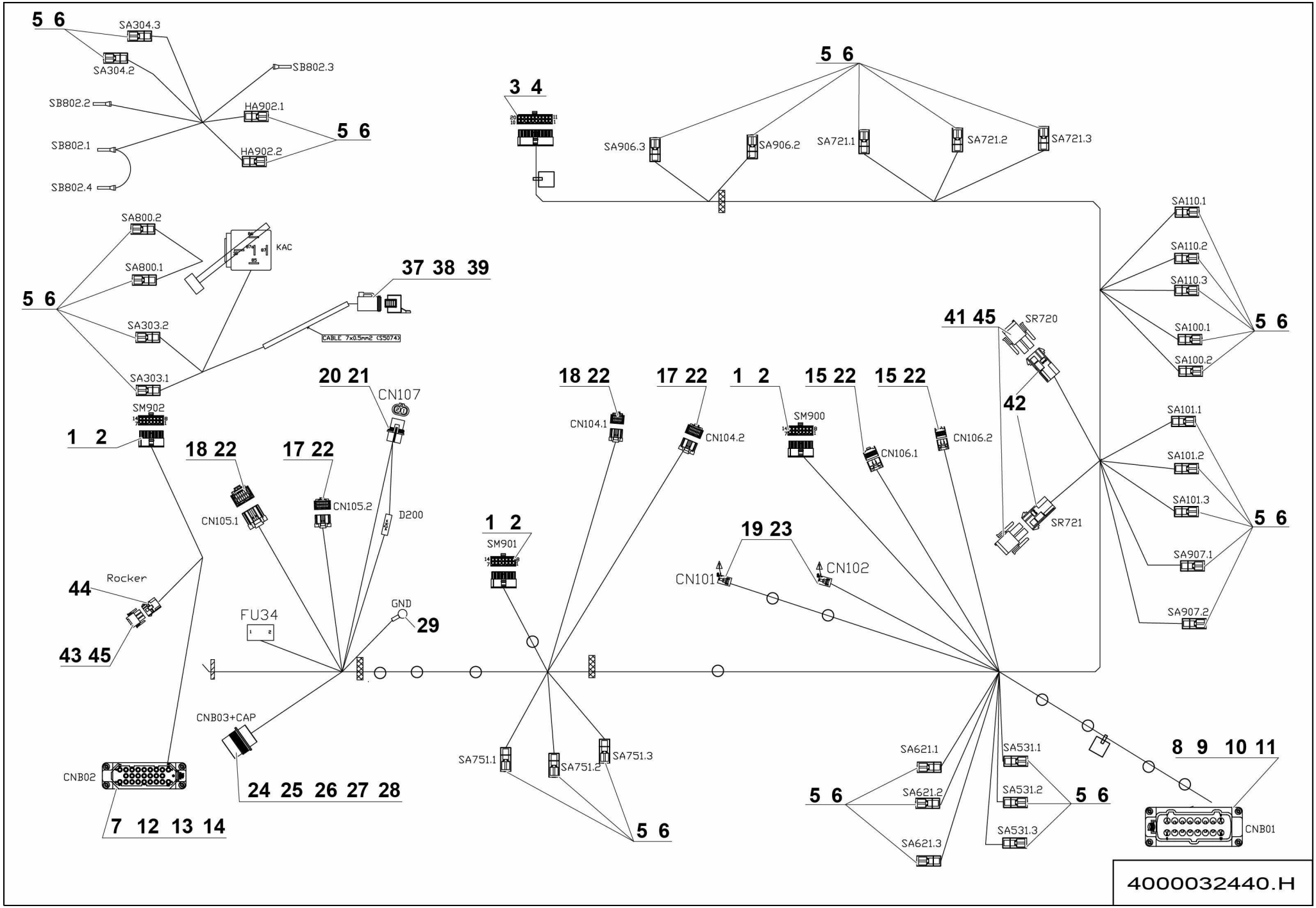
5 6
SA304.3
SA304.2
SB802.3
SB802.2
HA902.1
5 6
SB802.1
HA902.2
SB802.4
3 4
5 6
SA906.3
SA906.2
SA721.1
SA721.2
SA721.3
SA110.1
SA110.2
SA110.3
SA100.1
SA100.2
5 6
SA800.2
KAC
SA800.1
37 38 39
5 6
SA303.2
CABLE 7x0.5mm2 (S5074)
SA303.1
41 45
SR720
42
SA101.1
SA101.2
SA101.3
5 6
SR721
SA907.1
SA907.2
20 21
CN107
18 22
17 22
1 2
15 22
15 22
SM902
CN104.1
CN104.2
SM900
CN106.1
CN106.2
1 2
18 22
17 22
CN105.1
CN105.2
D200
1 2
SM901
19 23
CN101
CN102
44
Rocker
FU34
GND
29
43 45
CNB03+CAP
SA751.1
SA751.2
SA751.3
SA621.1
SA621.2
SA621.3
SA531.1
SA531.2
SA531.3
8 9 10 11
CNB02
24 25 26 27 28
5 6
5 6
5 6
CNB01
7 12 13 14
4000032440.H

▲ FAISCEAU
LOOM

Rep.	Désignation	Designation	Specification	Qty	Code	Up to / jusqu'à
1	CONNECTEUR	CONNECTOR	14 VOIES / WAYS	3	4000136490	
2	CONTACT	CONTACT		21	4000136500	
3	CONNECTEUR	CONNECTOR	20 VOIES / WAYS	1	4000173660	
4	DOUILLE	PIN		15	2901012450	
7	INSERT	INSERT	FEMELLE / FEMALE	1	2901015490	
8	INSERT	INSERT	MALE 16 VOIES / 16 WAYS INSERT	1	2901011070	
9	CONNECTEUR	CONNECTOR	1.5	6	2901013130	
10	CONNECTEUR	CONNECTOR		7	4000015660	
11	COSSE	LUG		3	4000173690	
12	COSSE	LUG		9	4000173670	
13	COSSE	LUG		3	2901000540	
14	COSSE	LUG		3	4000173680	
15	CONNECTEUR	CONNECTOR	12 VOIES / WAYS	1	2901009550	
16	CONNECTEUR	CONNECTOR	16 VOIES / WAYS	1	2440308710	
17	CONNECTEUR	CONNECTOR	20 VOIES / WAYS	2	2901014710	
18	CONNECTEUR	CONNECTOR	16 VOIES / WAYS	2	2901014700	
19	CONNECTEUR	CONNECTOR	4 VOIES NOIR / WAYS BLACK	2	2901007960	
20	CONNECTEUR	CONNECTOR	2 VOIES / WAYS	1	2901007950	
21	CONTACT	CONTACT		2	4000310320	
22	CONTACT	CONTACT	MULTILOK	64	2901015990	
23	COSSE	LUG		6	2901014730	
24	EMBASE CONNECTEUR	CONNECTOR BASE	DIAG	1	4000001740	
25	BOUCHON DE PROTECTION	PROTECTIVE CAP		1	4000003070	
26	COSSE	LUG		5	4000173700	
27	COSSE	LUG		1	4000137700	
28	BOUCHON D'ÉTANCHÉITÉ	SEALING PLUG		2	4000207120	

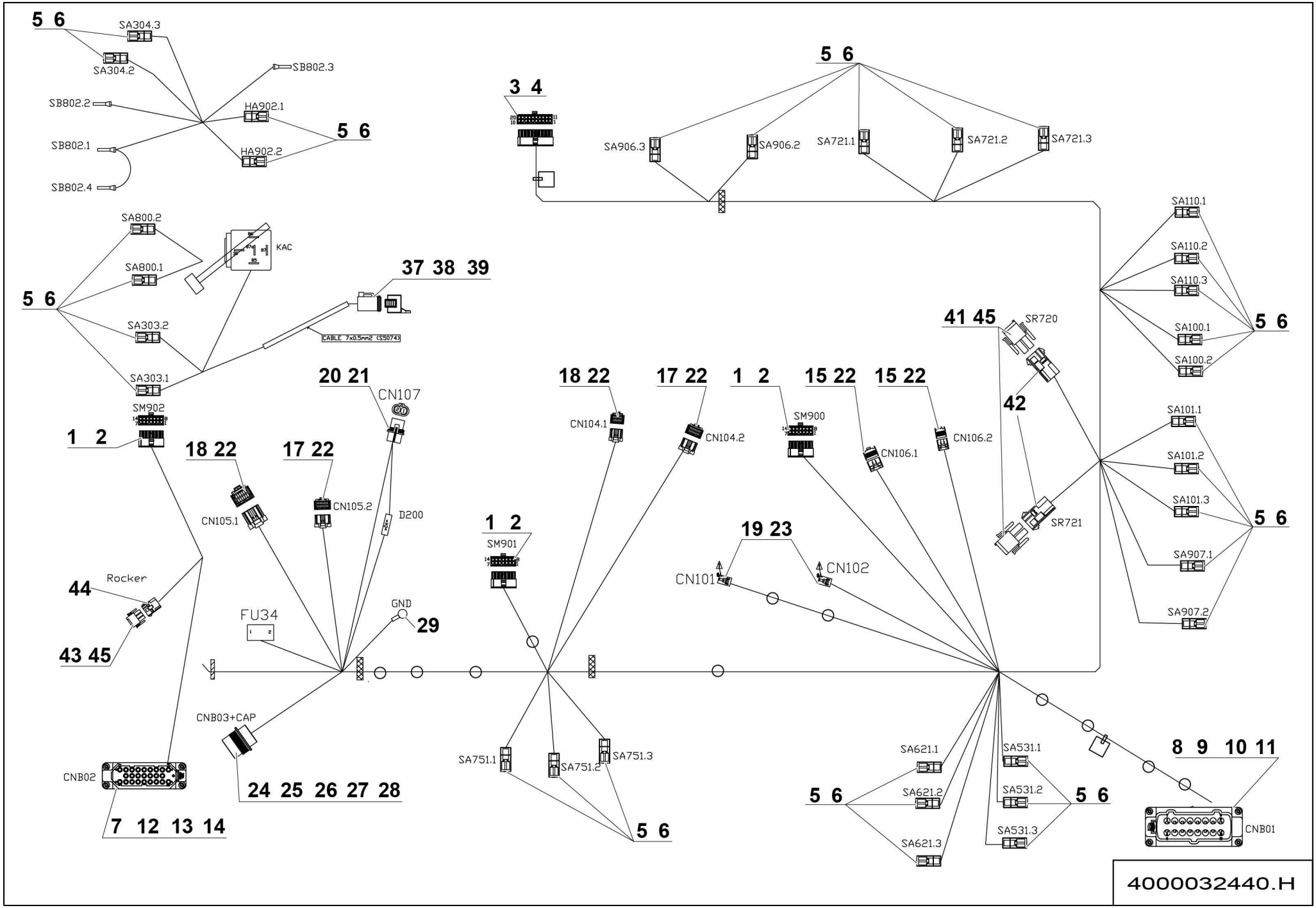
5 6
SA304.3
SA304.2
SB802.3
SB802.2
HA902.1
5 6
SB802.1
HA902.2
SB802.4
3 4
5 6
SA906.3
SA906.2
SA721.1
SA721.2
SA721.3
SA110.1
SA110.2
SA110.3
SA100.1
SA100.2
5 6
SA800.2
KAC
SA800.1
37 38 39
5 6
SA303.2
CABLE 7x0.5mm2 (S5074)
SA303.1
41 45
SR720
42
SA101.1
SA101.2
SA101.3
5 6
SR721
SA907.1
SA907.2
20 21
CN107
18 22
17 22
1 2
15 22
15 22
SM902
CN104.1
CN104.2
SM900
CN106.1
CN106.2
1 2
18 22
17 22
CN105.1
CN105.2
D200
1 2
SM901
19 23
CN101
CN102
44
Rocker
FU34
GND
29
43 45
CNB03+CAP
SA751.1
SA751.2
SA751.3
SA621.1
SA621.2
SA621.3
SA531.1
SA531.2
SA531.3
8 9 10 11
CNB02
24 25 26 27 28
5 6
5 6
5 6
CNB01
7 12 13 14
4000032440.H

▲ FAISCEAU
LOOM

Rep.	Désignation	Designation	Specification	Qty	Code	Up to / jusqu'à
29	COSSE RONDE	ROUND LUG	Ø5 BLEUE / BLUE	1	2440305460	
37	CONNECTEUR	CONNECTOR	8 VOIES / WAYS GRAY	1	4000134700	
38	CALE POUR CONNECTEUR	CONNECTOR WEDGE		1	4000101810	
39	COSSE	LUG		7	4000307620	
41	BOÎTIER MÂLE	MALE CASE	2 VOIES / WAYS	2	2440203330	
42	BOÎTIER FEMELLE	FEMALE CASE	2 VOIES / WAYS	2	2440203540	
43	BOÎTIER MÂLE	MALE CASE	3 VOIES / WAYS	1	2440203170	
44	BOÎTIER FEMELLE	FEMALE CASE	3 VOIES / WAYS	1	2440203580	
45	DOUILLE	PIN		7	4000324930	

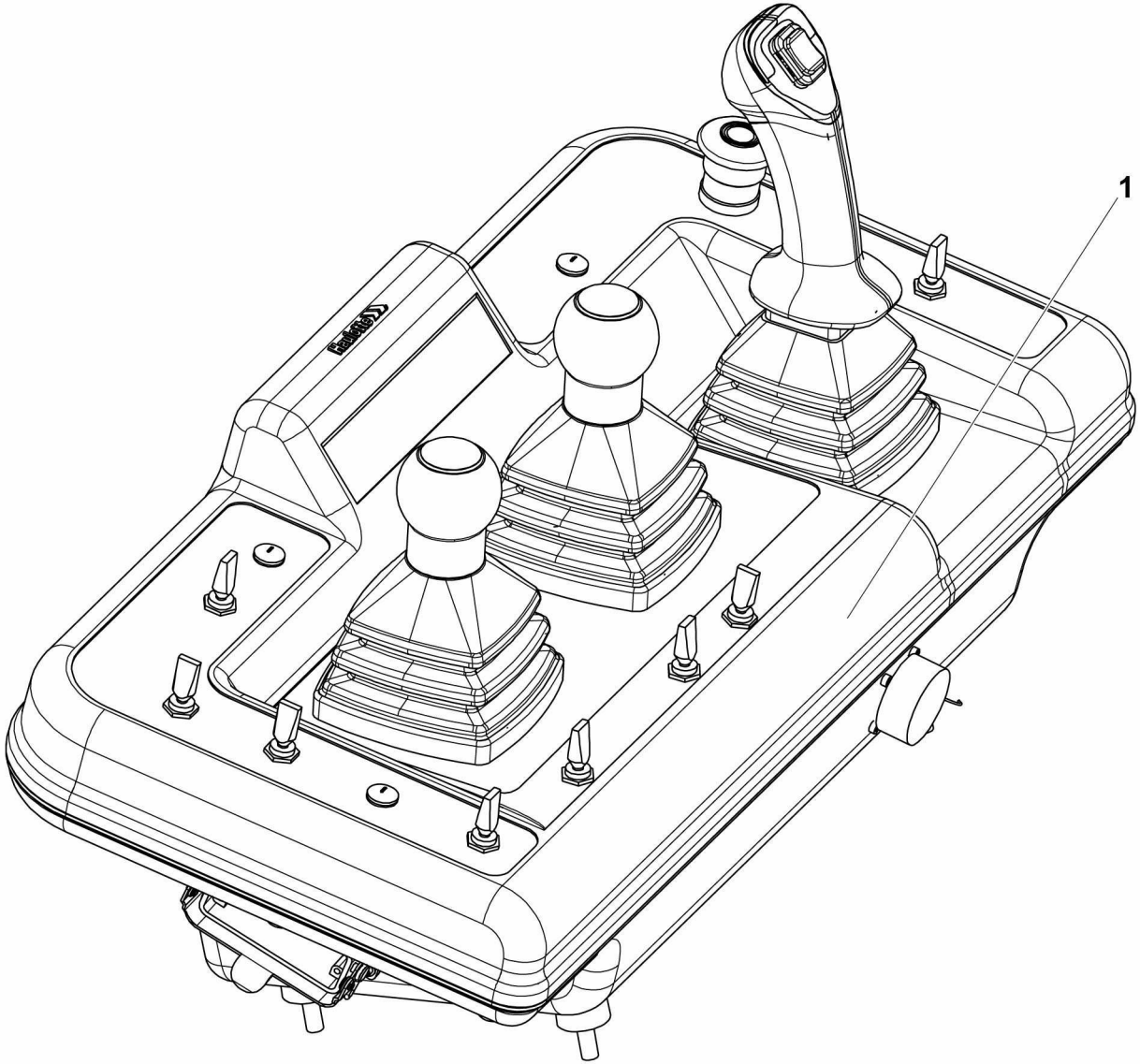

4000327020.A

ENSEMBLE PUPITRE
CONTROL BOX UNIT

>02/2016

F-610.1

Rep.	Désignation	Designation	Specification	Qty	Code	Up to / jusqu'à
1	**PUPITRE HAUT**	**UPPER CONTROL BOX**		**1**	**4000032080**	**SEE DETAILS PAGE 315**

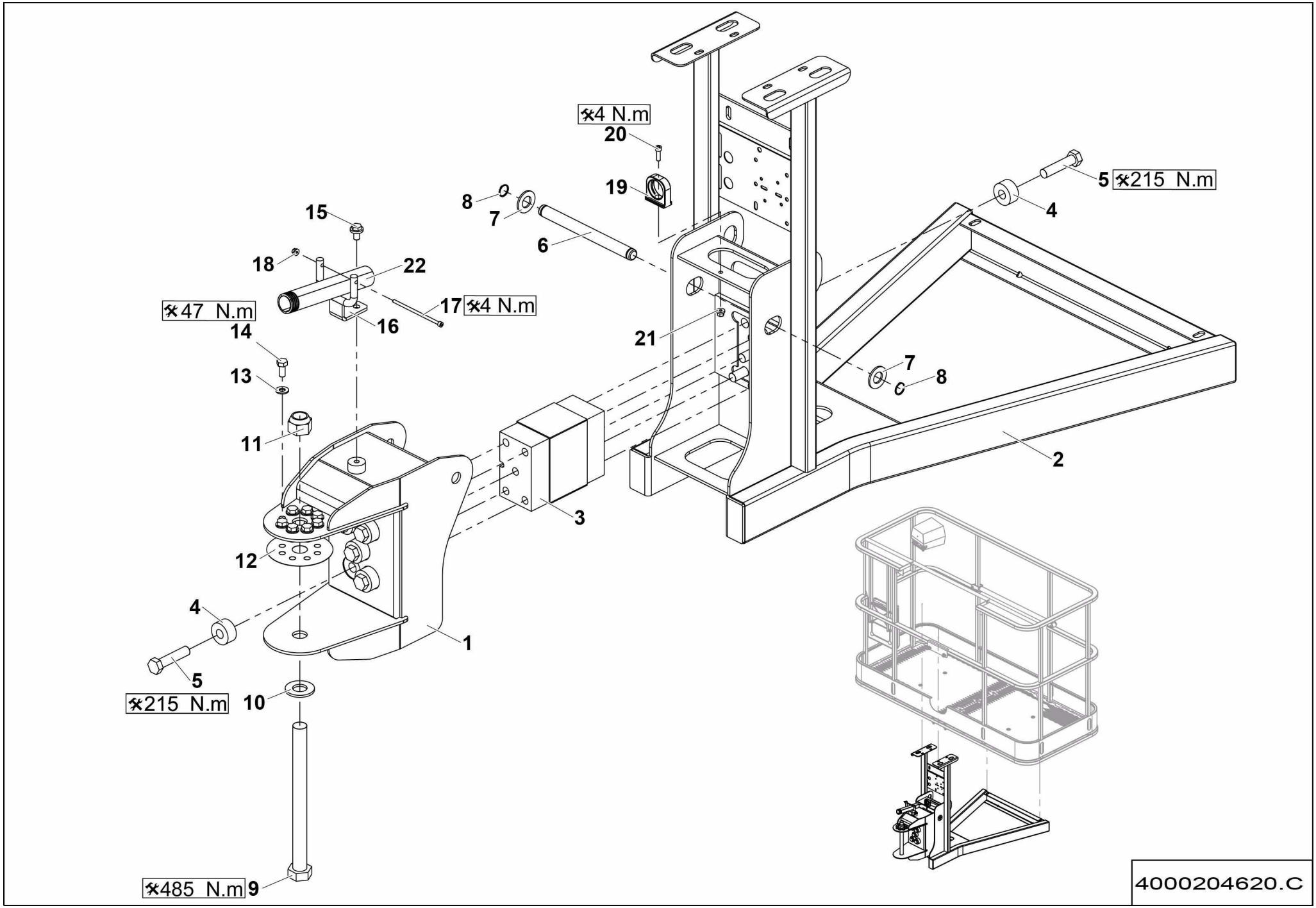
4 N.m
20
19
8
7
6
5
215 N.m
4
15
18
22
17
4 N.m
47 N.m
14
16
21
7
8
13
11
2
3
12
4
1
5
215 N.m
10
485 N.m
9
4000204620.C

▲ ENSEMBLE SUPPORT PLATEFORME / PLATFORM SUPPORT ASSEMBLY

EUR <02/2016

◀ F-690A/ B/C ▶

Rep.	Désignation	Designation	Specification	Qty	Code	Up to / jusqu'à
1	PIECE DE LIAISON PANIER	PLATFORM LINK PART		1	4000129670	
2	PANIER	BASKET		1	4000075920	
3	CELLULE DE CHARGE	CHARGING CELL		1	4000204420	
4	ENTRETOISE	SPACER	D40 H20	10	P2AP286510	
5	VIS H	CAP SCREW	M16X70-38 P1.50 CL.8.8	10	2700101170	
6	AXE AVEC RAINURE	PIN WITH SLOT		1	4000130620	
7	RONDELLE PLATE	ROUND HOLE WASHER	21 - 40 - 3 - CL.8.8	2	2351112150	
8	ANNEAU ÉLASTIQUE EXTER	EXTER RETAINING RING	20 X 1.2	2	2472001170	
9	VIS H	CAP SCREW	M24X280-73 CL.8.8	1	2301236060	
10	RONDELLE PLATE	ROUND HOLE WASHER	25 - 50 - 4 - CL.8.8	1	2351112170	
11	ÉCROU AUTOFREINÉ	SELF-LOCKED NUT	M24 CL. 8	1	2349221570	
12	CALE	CHOCK	EP. 0.5MM-TH. 0.0239INCH	1	131P248950	
13	RONDELLE PLATE	ROUND HOLE WASHER	10.5 - 22 - 2 - CL.8.8	8	2351112090	
14	VIS H	CAP SCREW	M10X22-22 CL.8.8	8	2301235990	
15	VIS H À EMBASE	FLANGE HEAD CAP SCREW	M10X16-16 CL. 8.8	1	2700101650	
16	TÔLE DE GUIDAGE	GUIDE PLATE		1	4000204590	
17	VIS CHC	SOCKET CAP SCREW	M5X110-22 CL.12.9	1	2338331390	
18	ÉCROU EMBASE AUTOFREINÉ	FLANGE HEX LOCKNUT	M5 CL.8 ZB	1	2700200420	
19	ÉTRIER	STIRRUP	DIA29	1	2901003140	
20	VIS CHC	SOCKET CAP SCREW	M6X20-20 CL.8.8	1	2308231490	
21	ÉCROU EMBASE AUTOFREINÉ	FLANGE HEX LOCKNUT	M6 CL.8 ZB	1	2700200430	
22	GAINE	SHEATH	DIA 29	0.7	4000204790	

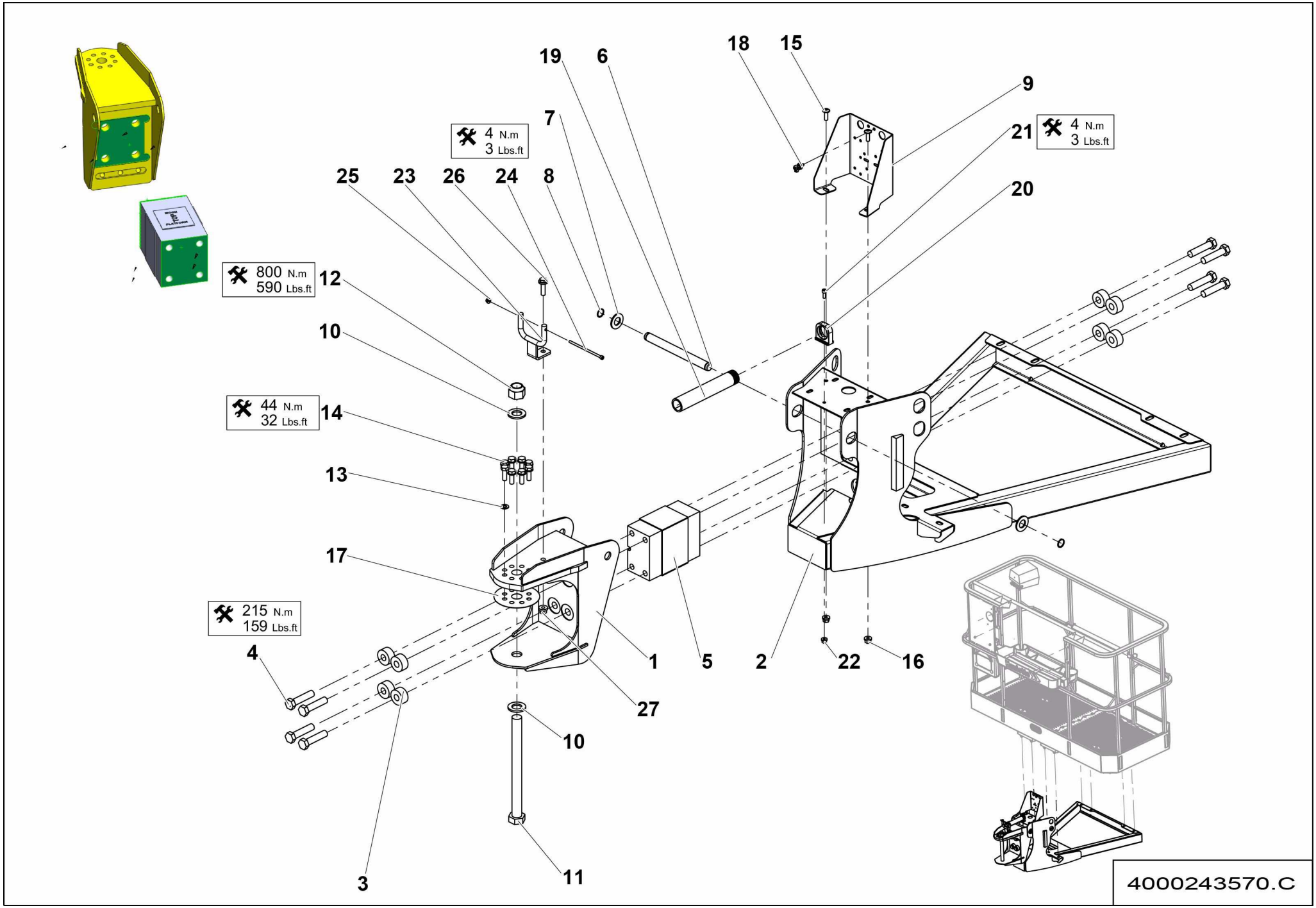
19
6
18
15
9
7
21
4 N.m
3 Lbs.ft
4 N.m
3 Lbs.ft
25
23
26
24
8
20
800 N.m
590 Lbs.ft
12
10
44 N.m
32 Lbs.ft
14
13
17
215 N.m
159 Lbs.ft
4
1
5
2
22
16
27
10
3
11
4000243570.C

▲ ENSEMBLE SUPPORT PLATEFORME / PLATFORM SUPPORT ASSEMBLY

EUR >02/2016

F-690A/B/ C.1 1/2

Rep.	Désignation	Designation	Specification	Qty	Code	Up to / jusqu'à
1	PIECE DE LIAISON PANIER	PLATFORM LINK PART	230KG	1	4000243060	
2	SUPPORT PANIER	BASKET SUPPORT	230KG	1	4000243070	
3	ENTRETOISE	SPACER	D40 H20	8	P2AP286510	
4	VIS H	CAP SCREW	M16X70-38 P1.50 CL.8.8	8	2700101170	
5	CELLULE DE CHARGE	CHARGING CELL		1	4000311980	
6	AXE AVEC RAINURE	PIN WITH SLOT		1	4000130620	
7	RONDELLE PLATE	ROUND HOLE WASHER	21 - 40 - 3 - CL.8.8	2	2351112150	
8	ANNEAU ÉLASTIQUE EXTER	EXTER RETAINING RING	20 X 1.2	2	2472001170	
9	TÔLE SUPPORT	SHEET METAL SUPPORT		1	4000207170	
10	RONDELLE PLATE	ROUND HOLE WASHER		2	2700500110	
11	VIS H	CAP SCREW	M24X280-73 CL.10.9	1	4000357620	
12	ÉCROU AUTOFREINÉ	HEX LOCKNUT	M24 CL.10	1	4000357630	
13	RONDELLE ÉLASTIQUE	SPRING WASHER	CS Z 10 ZB	8	2351902860	
14	VIS H	CAP SCREW	M10X30-26 CL.8.8	8	2301231760	
15	VIS À TÊTE CYLINDRIQUE BOMBÉE	ROUND CYLINDER HEAD SCREW	M8X25-25 CL.10.9 DC	2	2700100690	
16	ÉCROU EMBASE AUTOFREINÉ	FLANGE HEX LOCKNUT	M8 CL.8 ZB	2	2700200440	
17	CALE	CHOCK	EP. 0.5MM-TH. 0.0239INCH	1	131P248950	
18	SERRE CABLE	WIRE CLAMP		1	4000277510	
19	GAINE	SHEATH	DIA 29	0.9	4000204790	
20	ÉTRIER	STIRRUP	DIA29	1	2901003140	
21	VIS CHC	SOCKET CAP SCREW	M6X16-16 CL.8.8	1	2308231480	
22	ÉCROU EMBASE AUTOFREINÉ	FLANGE HEX LOCKNUT	M6 CL.8 ZB	1	2700200430	
23	TÔLE DE GUIDAGE	GUIDE PLATE		1	4000388640	
24	VIS CHC	SOCKET CAP SCREW	M5X110-22 CL.12.9	1	2338331390	
25	ÉCROU EMBASE AUTOFREINÉ	FLANGE HEX LOCKNUT	M5 CL.8 ZB	1	2700200420	
26	VIS H À EMBASE	FLANGE HEAD CAP SCREW	M10X35-26 CL. 8.8	1	2700101660	

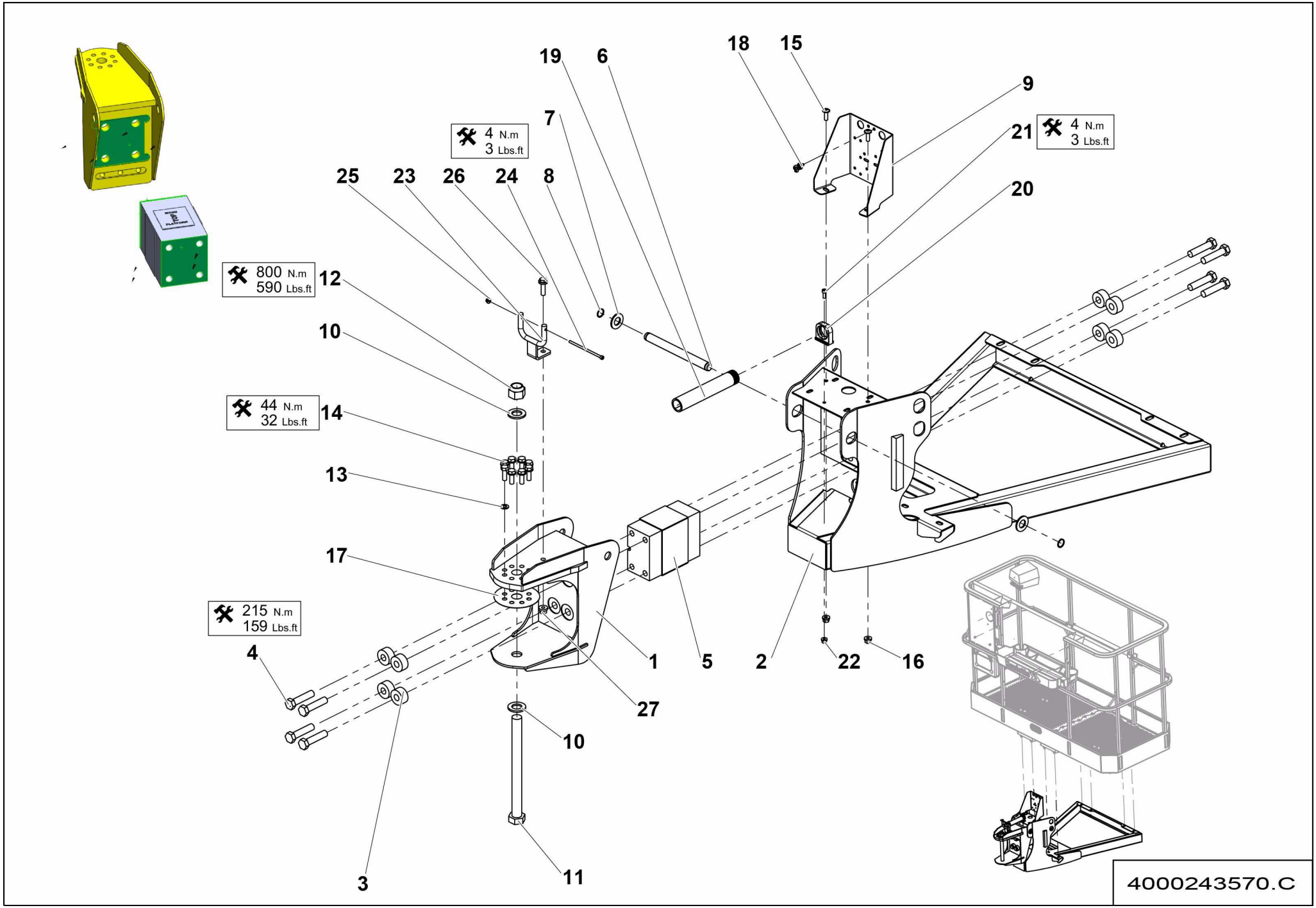
19
6
18
15
9
7
21
4 N.m
3 Lbs.ft
4 N.m
3 Lbs.ft
25
23
26
24
8
20
800 N.m
590 Lbs.ft
12
10
44 N.m
32 Lbs.ft
14
13
17
215 N.m
159 Lbs.ft
4
1
5
2
22
16
27
10
3
11
4000243570.C

ENSEMBLE SUPPORT PLATEFORME
PLATFORM SUPPORT ASSEMBLY

EUR **>02/2016**

Rep.	Désignation	Designation	Specification	Qty	Code	Up to / jusqu'à
27	ÉCROU EMBASE AUTOFREINÉ	FLANGE HEX LOCKNUT	M10 CL.8 ZB	1	2700200450	

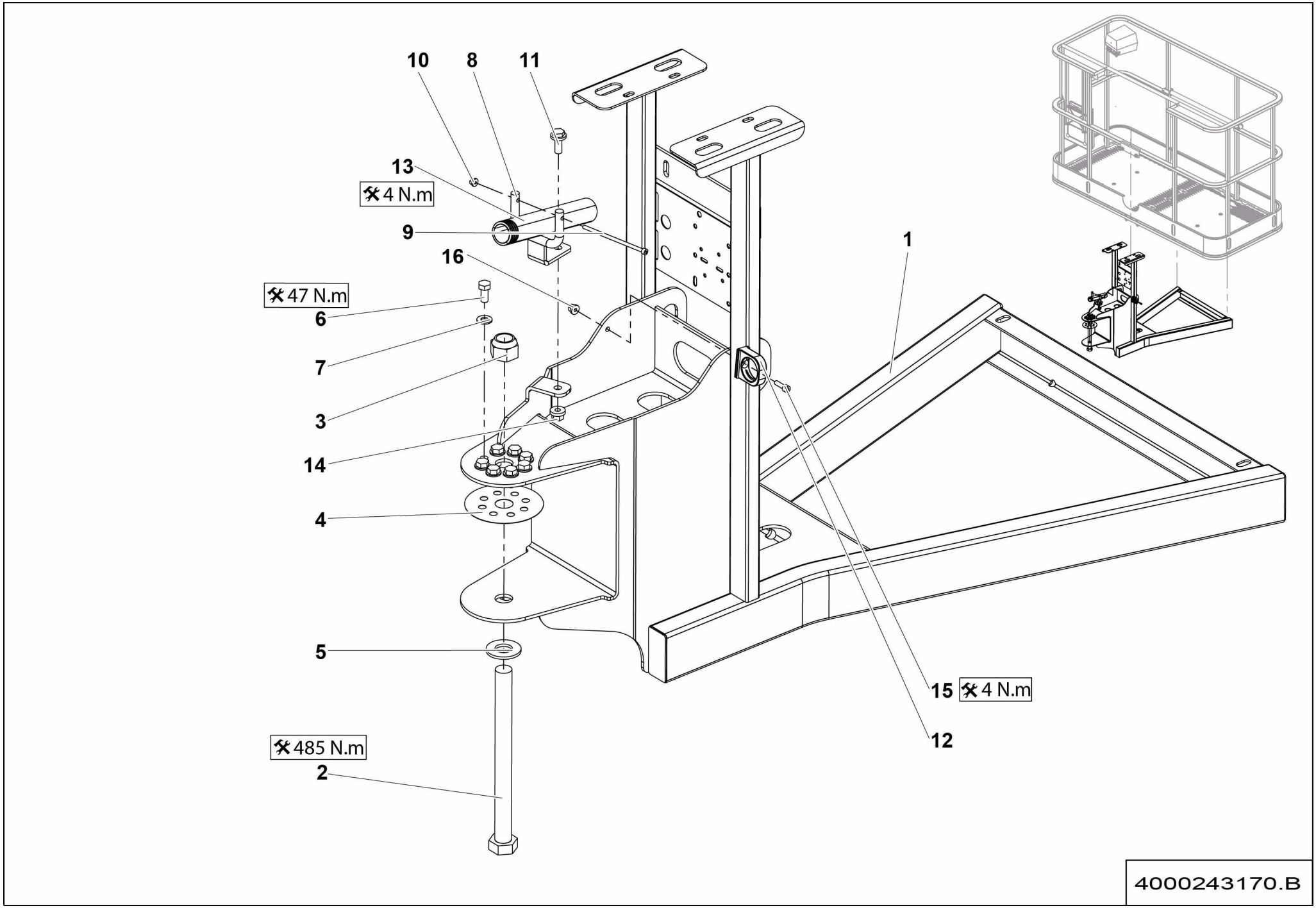
10
8
11
13
4 N.m
9
16
47 N.m
6
7
3
14
4
5
485 N.m
2
1
15
4 N.m
12
4000243170.B

▲ ENSEMBLE SUPPORT PLATEFORME / PLATFORM SUPPORT ASSEMBLY

US <02/2016

◀ F-690D/E ▶

Rep.	Désignation	Designation	Specification	Qty	Code	Up to / jusqu'à
1	SUPPORT PANIER	BASKET HOLDER		1	4000243160	
2	VIS H	CAP SCREW	M24X280-73 CL.8.8	1	2301236060	
3	ÉCROU AUTOFREINÉ	SELF-LOCKED NUT	M24 CL. 8	1	2349221570	
4	CALE	CHOCK	EP. 0.5MM-TH. 0.0239INCH	1	131P248950	
5	RONDELLE PLATE	ROUND HOLE WASHER	25 - 50 - 4 - CL.8.8	1	2351112170	
6	VIS H	CAP SCREW	M10X22-22 CL.8.8	8	2301235990	
7	RONDELLE PLATE	ROUND HOLE WASHER	10.5 - 22 - 2 - CL.8.8	8	2351112090	
8	TÔLE DE GUIDAGE	GUIDE PLATE		1	4000204590	
9	VIS CHC	SOCKET CAP SCREW	M5X110-22 CL.12.9	1	2338331390	
10	ÉCROU EMBASE AUTOFREINÉ	FLANGE HEX LOCKNUT	M5 CL.8 ZB	1	2700200420	
11	VIS H À EMBASE	FLANGE HEAD CAP SCREW	M10X25-25 CL. 8.8	1	4000030190	
12	ETRIER	STIRRUP	DIA29	1	2901003140	
13	GAINE	SHEATH	DIA 29	1	4000204790	
14	ÉCROU EMBASE AUTOFREINÉ	FLANGE HEX LOCKNUT	M10 CL.8 ZB	1	2700200450	
15	VIS CHC	SOCKET CAP SCREW	M6X20-20 CL.8.8	1	2308231490	
16	ÉCROU EMBASE AUTOFREINÉ	FLANGE HEX LOCKNUT	M6 CL.8 ZB	1	2700200430	

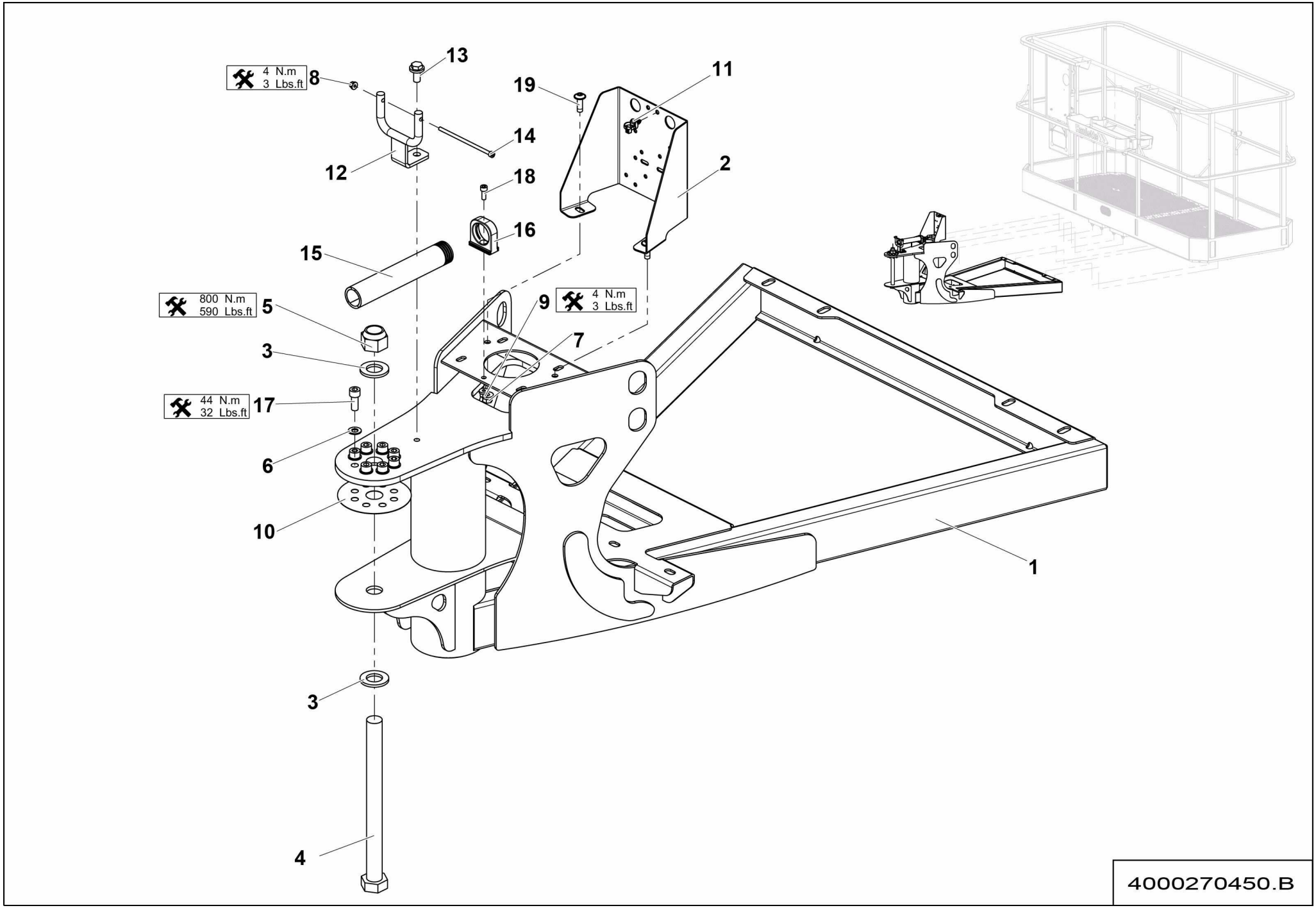
4 N.m
3 Lbs.ft
8
13
19
11
14
12
18
2
16
15
800 N.m
590 Lbs.ft
5
9
4 N.m
3 Lbs.ft
7
3
44 N.m
32 Lbs.ft
17
6
10
1
3
4
4000270450.B

▲ ENSEMBLE SUPPORT PLATEFORME / PLATFORM SUPPORT ASSEMBLY

US >02/2016

◀ F-690D/ E.1 ▶

Rep.	Désignation	Designation	Specification	Qty	Code	Up to / jusqu'à
1	SUPPORT PANIER	BASKET HOLDER		1	4000270460	
2	TÔLE SUPPORT	SHEET METAL SUPPORT		1	4000207170	
3	RONDELLE PLATE	ROUND HOLE WASHER		2	2700500110	
4	VIS H	CAP SCREW	M24X280-73 CL.10.9	1	4000357620	
5	ÉCROU AUTOFREINÉ	HEX LOCKNUT	M24 CL.10	1	4000357630	
6	RONDELLE ÉLASTIQUE	SPRING WASHER	CS Z 10 ZB	8	2351902860	
7	ÉCROU EMBASE AUTOFREINÉ	FLANGE HEX LOCKNUT	M8 CL.8 ZB	2	2700200440	
8	ÉCROU EMBASE AUTOFREINÉ	FLANGE HEX LOCKNUT	M5 CL.8 ZB	1	2700200420	
9	ÉCROU EMBASE AUTOFREINÉ	FLANGE HEX LOCKNUT	M6 CL.8 ZB	12	2700200430	
10	CALE	CHOCK	EP. 0.5MM-TH. 0.0239INCH	1	131P248950	
11	SERRE CABLE	WIRE CLAMP		1	4000277510	
12	TÔLE DE GUIDAGE	GUIDE PLATE		1	4000388640	
13	VIS H À EMBASE	FLANGE HEAD CAP SCREW	M10X20-20 CL. 8.8	1	4000106350	
14	VIS CHC	SOCKET CAP SCREW	M5X110-22 CL.12.9	1	2338331390	
15	GAINE	SHEATH	DIA 29	0.9	4000204790	
16	ÉTRIER	STIRRUP	DIA29	1	2901003140	
17	VIS CHC	SOCKET CAP SCREW	M10X25-25 CL.8.8	8	2308231890	
18	VIS CHC	SOCKET CAP SCREW	M6X16-16 CL.8.8	1	2308231480	
19	VIS À TÊTE CYLINDRIQUE BOMBÉE	ROUND CYLINDER HEAD SCREW	M8X25-25 CL.10.9 DC	2	2700100690	

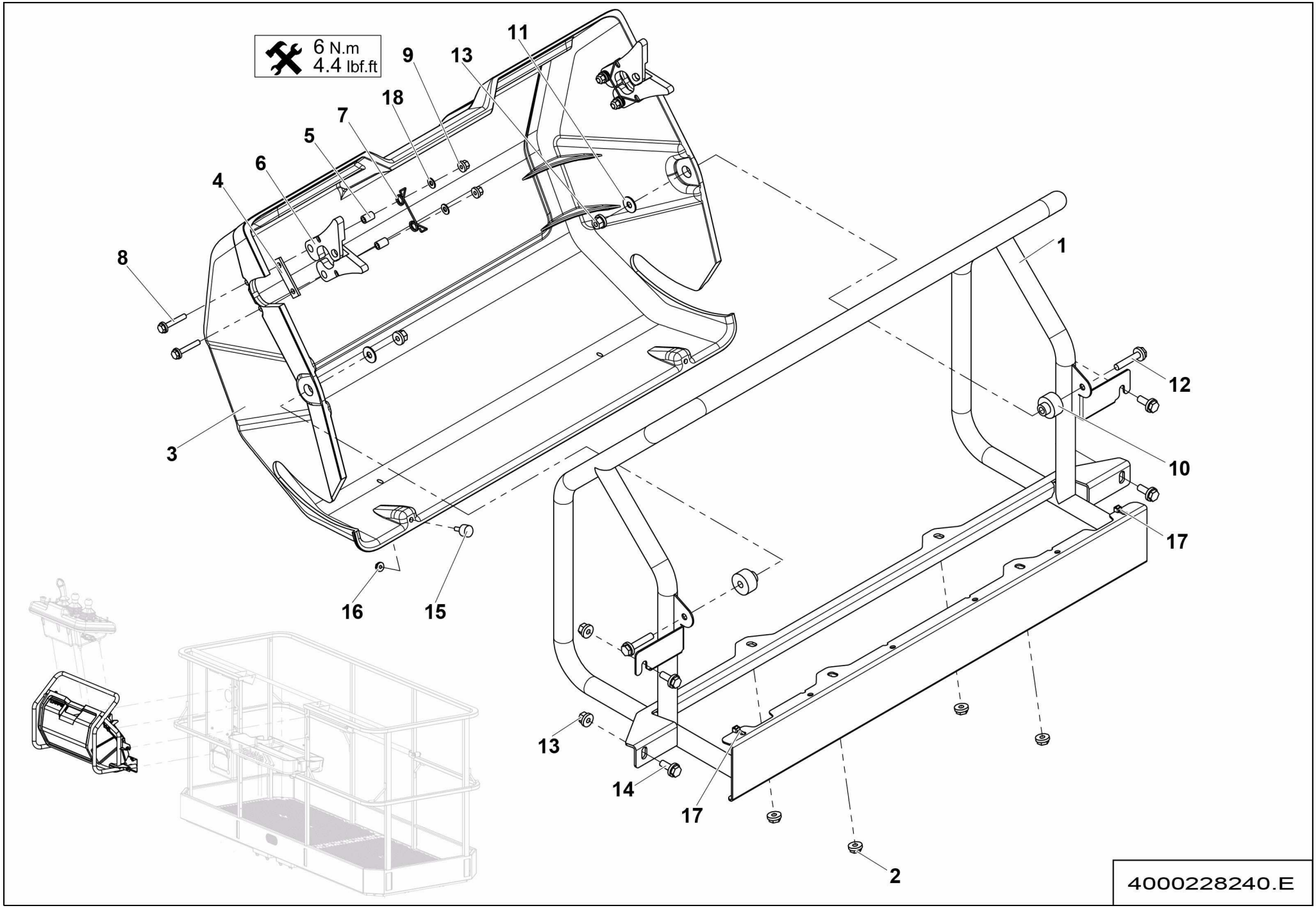
6 N.m
4.4 lbf.ft
1
2
3
4
5
6
7
8
9
10
11
12
13
14
15
16
17
18
4000228240.E

▲ ENSEMBLE SUPPORT COFFRET ÉLECTRIQUE >02/2016 ◀ F-690.2 ▶
ELECTRICAL CUPBOARD SUPPORT ASSEMBLY

Rep.	Désignation	Designation	Specification	Qty	Code	Up to / jusqu'à
1	TÔLE SUPPORT	SHEET METAL SUPPORT		1	4000212100	
2	ÉCROU H EMBASE	HEX FLANGE NUT	M8 CL.8	4	2700200300	
3	CAPOT DE PROTECTION	PROTECTIVE COVER		1	4000317300	
4	RENFORT	STRENGTHENER		2	4000388560	
5	ENTRETOISE	SPACER	DIA.6.2 - DIA.10 - LG 15	4	4000355490	
6	LOQUET	LATCH		4	4000313200	
7	RESSORT DE TORSION	TORSION SPRING		2	4000313210	
8	VIS H À EMBASE	FLANGE HEAD CAP SCREW	M6X35-18 CL. 8.8	4	2700101570	
9	ÉCROU EMBASE AUTOFREINÉ	FLANGE HEX LOCKNUT	M6 CL.8 ZB	4	2700200430	
10	ENTRETOISE	SPACER		2	4000069010	
11	RONDELLE PLATE	ROUND HOLE WASHER	8.4 - 22 - 1.5 - CL.8.8	2	2351113070	
12	VIS H À EMBASE	FLANGE HEAD CAP SCREW	M8X40-22 CL. 8.8	2	2700101620	
13	ÉCROU EMBASE AUTOFREINÉ	FLANGE HEX LOCKNUT	M8 CL.8 ZB	6	2700200440	
14	VIS H À EMBASE	FLANGE HEAD CAP SCREW	M8X20-20 CL. 8.8	4	4000030180	
15	TAMPON BUTOIR	STOP PAD		2	2421906490	
16	ÉCROU H EMBASE	HEX FLANGE NUT	M5 CL.8	2	2700200510	
17	COLLIER POLYAMIDE	PA FASTENER	180X6 NOIR / BLACK	2	2389002870	
18	RONDELLE PLATE	ROUND HOLE WASHER	M6 PA.6.6 (6.4-14-1.2)	4	4000420110	

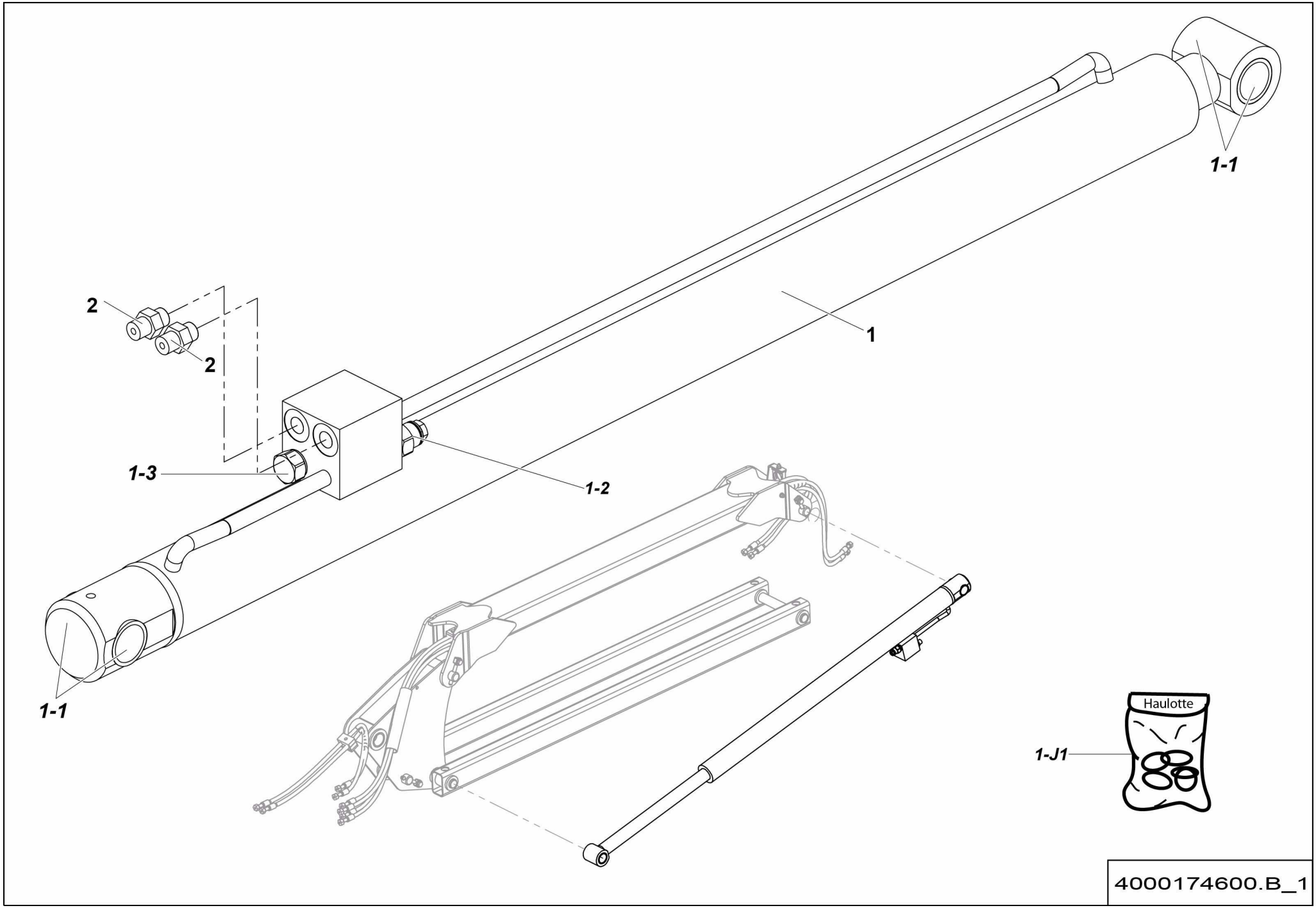
1-1
2
2
1
1-3
1-2
1-1
Haulotte
1-J1
4000174600.B_1

▲ ENSEMBLE VÉRIN PENDULAIRE
JIB CYLINDER ASSEMBLY

◀ F-745.1 ▶

Rep.	Désignation	Designation	Specification	Qty	Code	Up to / jusqu'à
1	VÉRIN DBLE EFF SPLE TIGE	DUAL ACTING SGLE ROD CYL		1	4000174610	
1-1	*BAGUE FIBRE*	*FIBER BEARING*	*S5717 303630*	*4*	*2700400050*	
1-2	*VALVE D'EQUILIBRAGE*	*COUNTERBALANCE VALVE*	*210 BAR*	*1*	*2422204860*	
1-3	*CLAPET ANTI-RETOUR*	*ONE-WAY VALVE*		*1*	*2426602110*	
1-J1	*POCHETTE DE JOINTS*	*SEAL KIT*		*1*	*4000208440*	
2	UNION MÂLE	MALE UNION	9/16-18 UNF 9/16-18 1/4	2	2501000020	

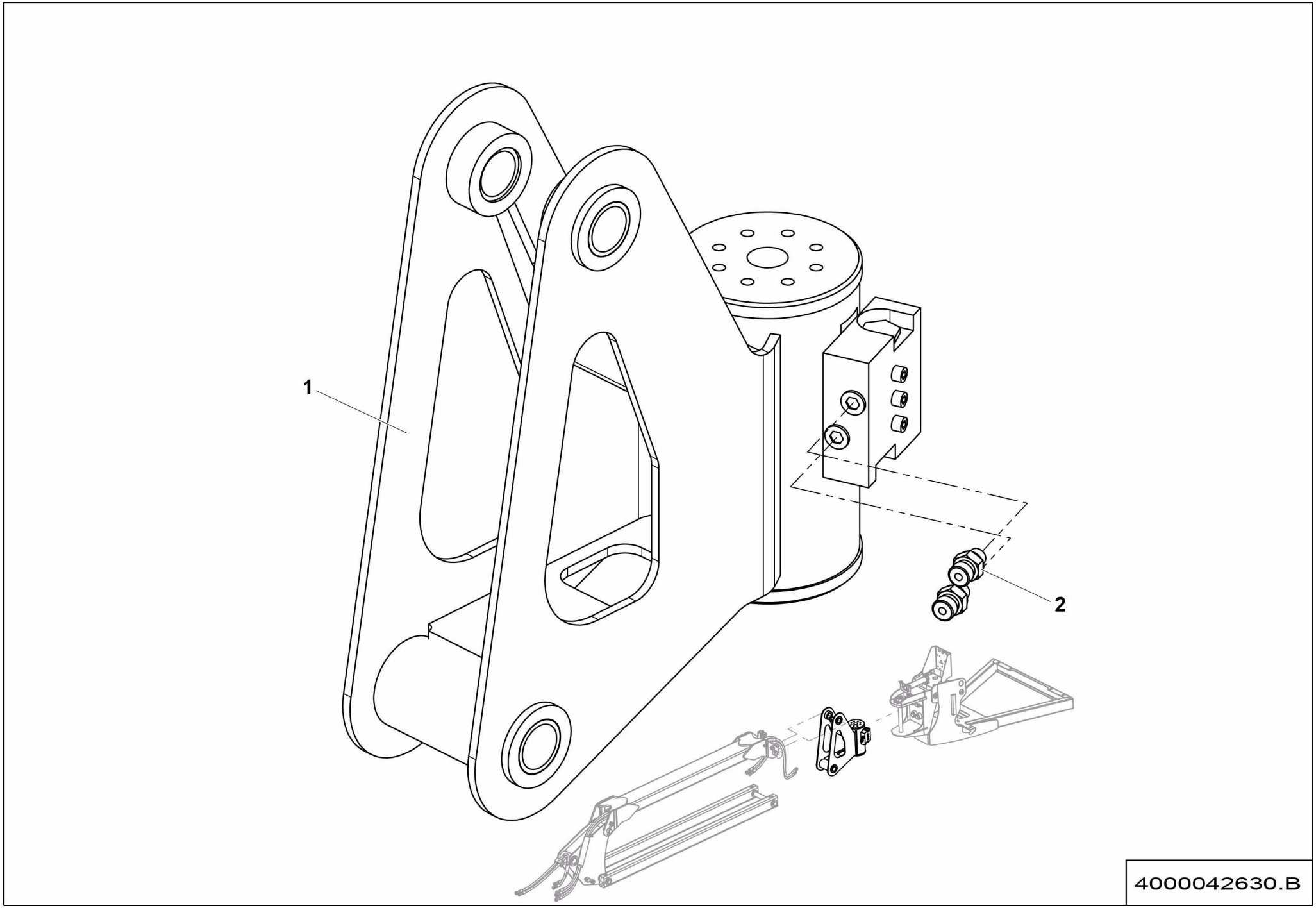
1
2
4000042630.B

▲ ENSEMBLE VÉRIN ROTATION PANIER
BASKET ROTATING CYLINDER ASSEMBLY

◀ F-745.2 ▶

Rep.	Désignation	Designation	Specification	Qty	Code	Up to / jusqu'à
1	**VÉRIN À CREMAILLÈRE**	**RACK CYLINDER**		**1**	**4000212090**	**SEE DETAILS**
2	UNION MÂLE	MALE UNION	7/16-20UNF/9/16-18	2	2369111870	

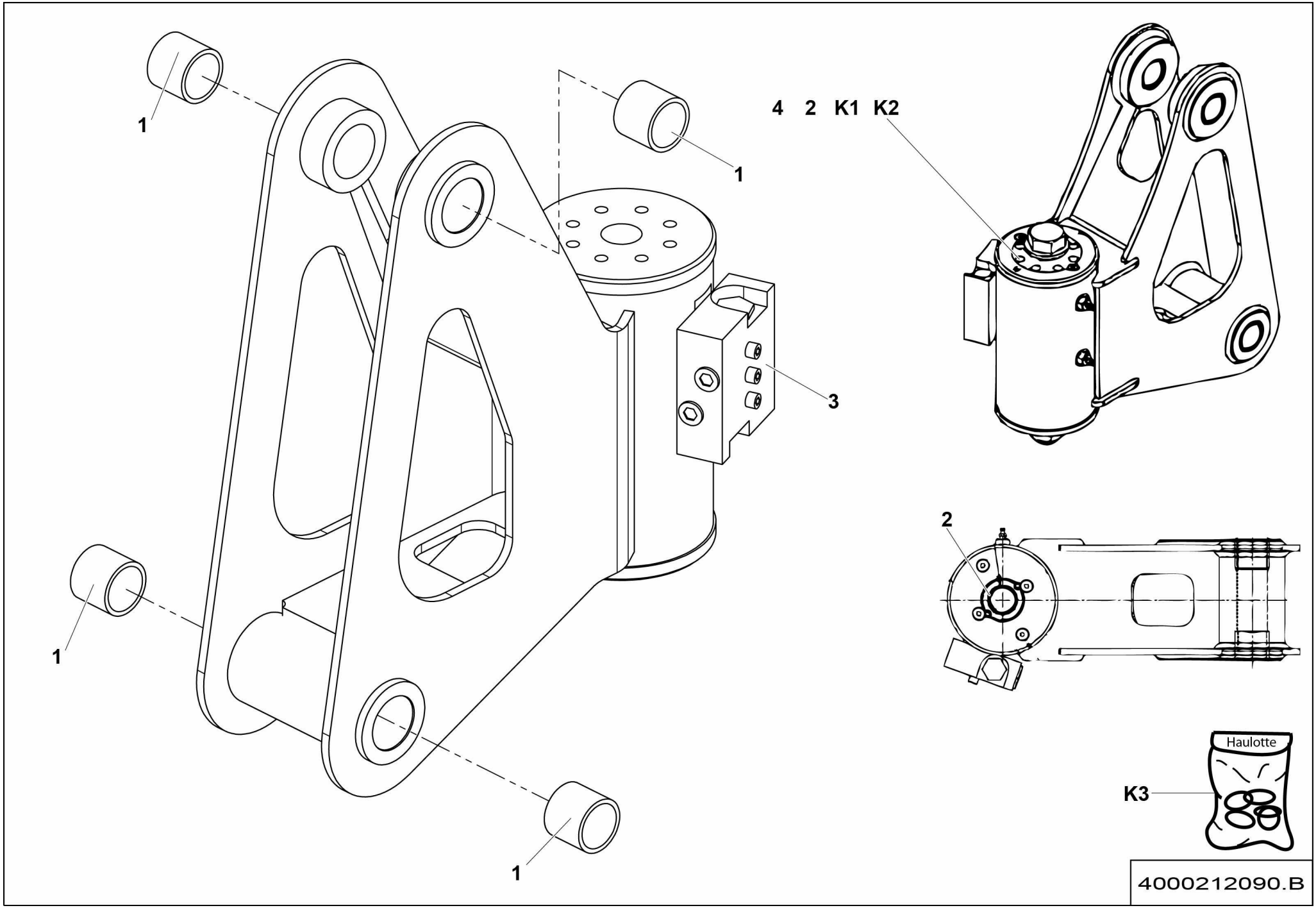
1
1
1
1
4 2 K1 K2
3
2
Haulotte
K3
4000212090.B

▲ VÉRIN A CREMAILLERE
RACK CYLINDER

Rep.	Désignation	Designation	Specification	Qty	Code	Up to / jusqu'à
1	BAGUE FIBRE	FIBER BEARING	S5717 303630	4	2700400050	
2	BAGUE FIBRE	FIBER BEARING		2	4000228160	
3	VALVE D'EQUILIBRAGE	COUNTERBALANCE VALVE		1	2504001090	
4	BOUCHON	PLUG		1	2504001140	
K1	KIT QUINCAILLERIE	HARDWARE KIT		1	4000228170	
K2	KIT ROULEMENT	BEARING KIT		1	2421102180	
K3	POCHETTE DE JOINTS	SEAL KIT		1	2421694710	

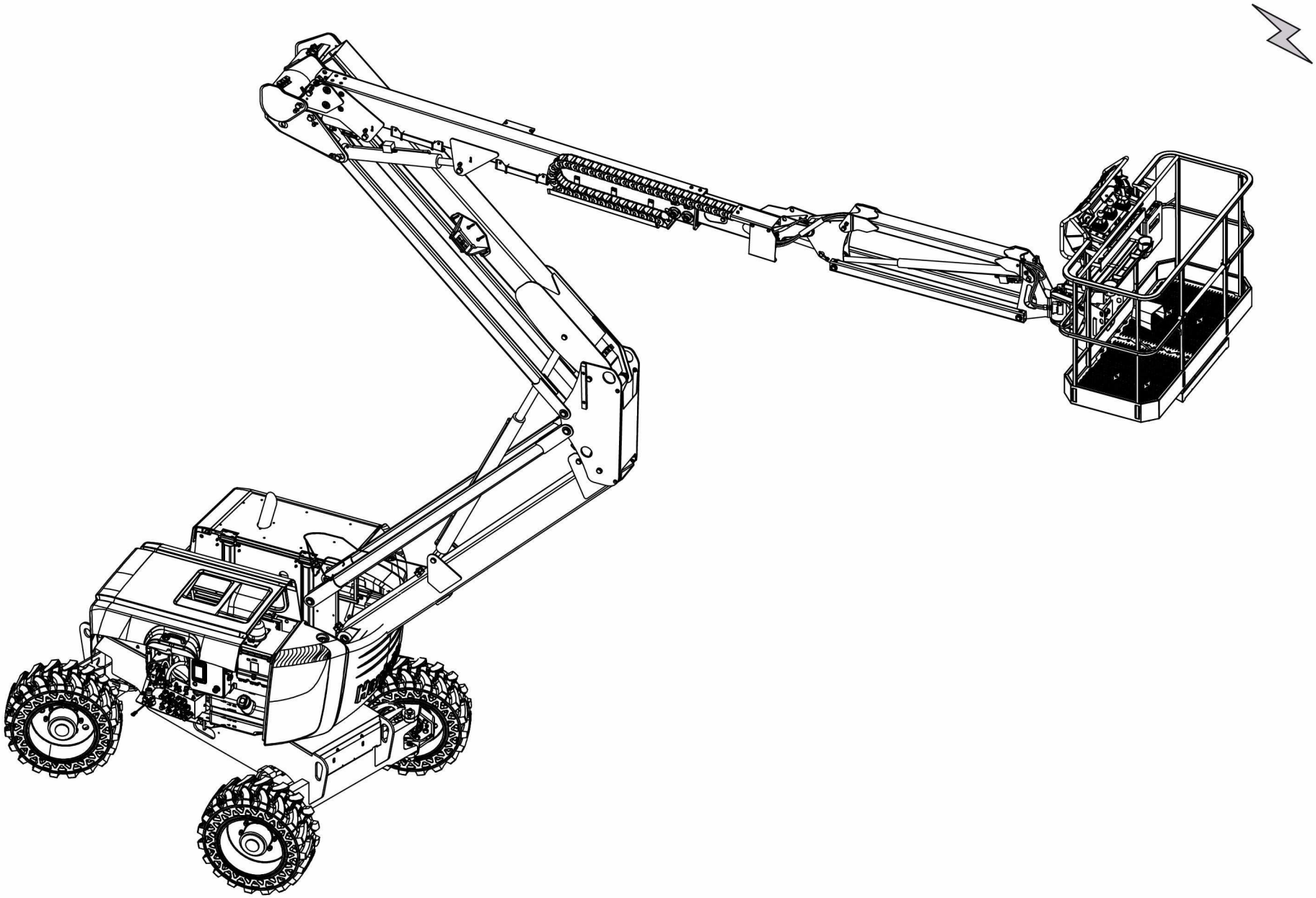

HA16RTJ-7_2

▲ GROUPE FAISCEAUX
HARNESS GROUP

◀ G ▶

Rep.	Désignation	Designation	Specification	Up to / jusqu'à
320	**ENSEMBLE FAISCEAUX**	**BUNDLES**		**<02/2016**
320.1	**ENSEMBLE FAISCEAUX**	**BUNDLES**		**>02/2016**

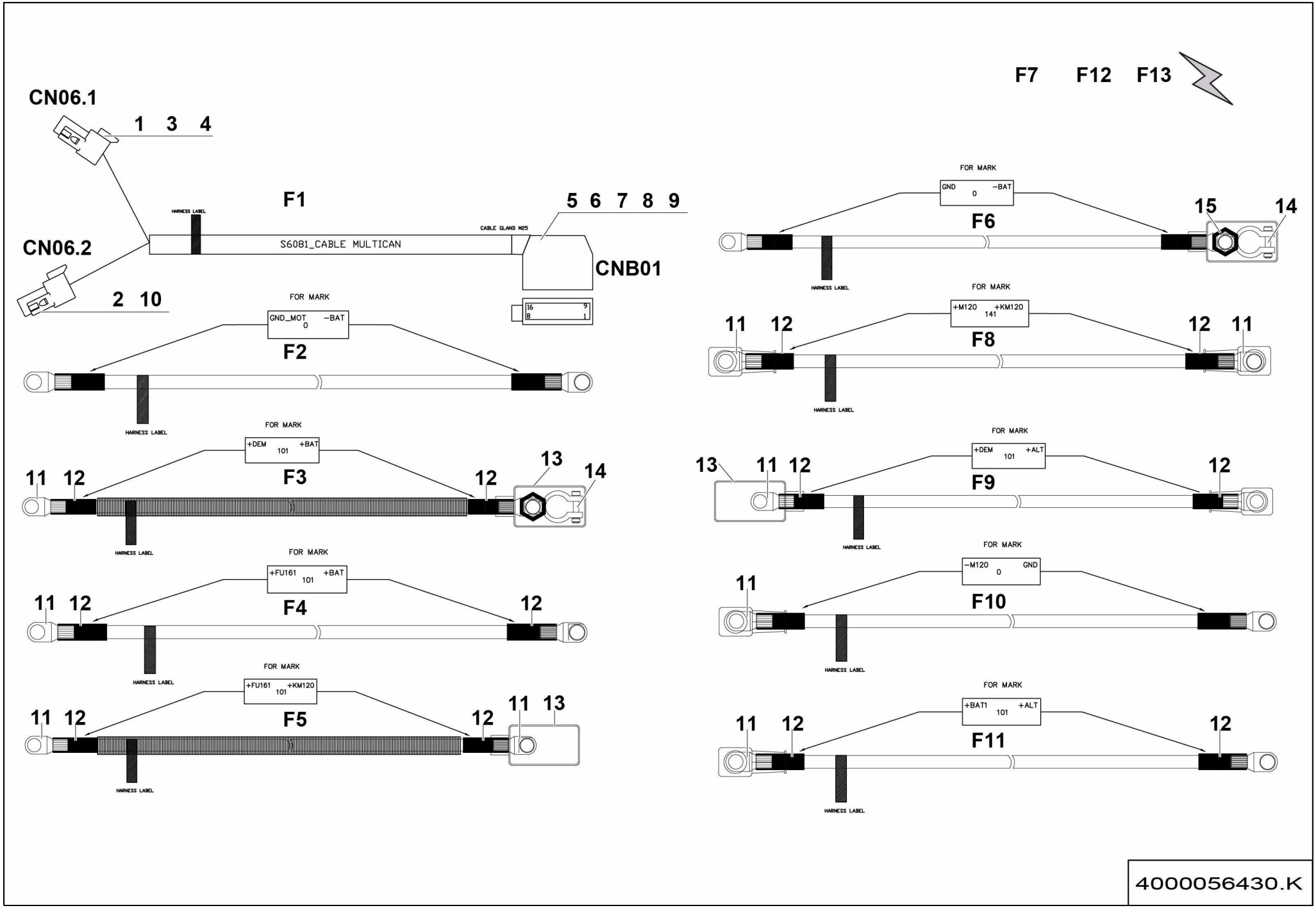
F7 F12 F13
CN06.1
1 3 4
CN06.2
2 10
F1
HARNESS LABEL
S6081_CABLE MULTICAN
CABLE GLAND M25
5 6 7 8 9
CNB01
16 9
8 1
FOR MARK
GND_MOT 0 -BAT
F2
HARNESS LABEL
FOR MARK
+DEM 101 +BAT
F3
11 12
12
13
14
HARNESS LABEL
FOR MARK
+FU161 101 +BAT
F4
11 12
12
HARNESS LABEL
FOR MARK
+FU161 101 +KM120
F5
11 12
12
11 13
HARNESS LABEL
FOR MARK
GND 0 -BAT
F6
15
14
HARNESS LABEL
FOR MARK
+M120 141 +KM120
F8
11 12
12 11
HARNESS LABEL
FOR MARK
+DEM 101 +ALT
F9
13
11 12
12
HARNESS LABEL
FOR MARK
-M120 0 GND
F10
11
HARNESS LABEL
FOR MARK
+BAT1 101 +ALT
F11
11 12
12
HARNESS LABEL
4000056430.K

▲ ENSEMBLE FAISCEAUX
BUNDLES

<02/2016

Rep.	Désignation	Designation	Specification	Qty	Code	Up to / jusqu'à
F1	FAISCEAU	LOOM	TURRET-BASKET	1	4000042780	
F2	FAISCEAU	LOOM	CABLE -BAT -MOT	1	4000062080	
F3	FAISCEAU	LOOM	CABLE +BAT +DEM	1	4000062060	
F4	FAISCEAU	LOOM	+BAT +FU161	1	4000056390	
F5	FAISCEAU	LOOM	CABLE FU161 FU122	1	4000056410	
F6	FAISCEAU	LOOM	CABLE -BAT -GND	1	4000056450	
F7	CÂBLE	CABLE	3 X 2.5MM	1	2440315790	
F8	FAISCEAU	LOOM	CABLE KM120 +M120	1	4000056420	
F9	FAISCEAU	LOOM	CABLE +ALT +DEM	1	4000056500	
F10	FAISCEAU	LOOM	CABL GND M120	1	4000062350	
F11	FAISCEAU	LOOM	CABLE +ALT +BAT1	1	4000066870	
F12	**FAISCEAU**	**LOOM**		**1**	**4000033820**	**SEE DETAILS**
F13	**FAISCEAU PENDULAIRE**	**JIB LOOM**	**2**	**1**	**4000465450**	**SEE DETAILS**
1	CONNECTEUR	CONNECTOR	8 VOIES / WAYS	1	4000134710	
2	CONNECTEUR	CONNECTOR	8 VOIES / WAYS	1	4000132180	
3	CALE POUR CONNECTEUR	CONNECTOR CHOCK	8 VOIES / WAYS	1	4000139170	
4	COSSE	LUG	PIN SIZE 20	1	4000132200	
5	INSERT	INSERT		1	2901012910	
6	CONNECTEUR	CONNECTOR		1	4000136240	
7	COSSE	LUG	16A 500V CONTACT FEMELLE / FEMALE 2.5MM²	1	2901000580	
8	CONNECTEUR	CONNECTOR	CONTACT FEMELLE / FEMALE 1.5MM²	1	2901012890	
9	COSSE	LUG	CONTACT FEMELLE / FEMALE 0.5MM²	1	4000134850	
10	ACCESSOIRE	ACCESSORIES		1	4000132190	
11	COSSE BATTERIE	BATTERY TERMINAL	DIA_8	2	2440313750	
12	GAINE THERMORETRACTABLE	THERMORECTRACTABLE SHAFT	MARRON / BROWN	0.2	2440701810	
13	CACHE COSSE BATTERIE	BATTERY TERMINAL COVER		1	2440313770	

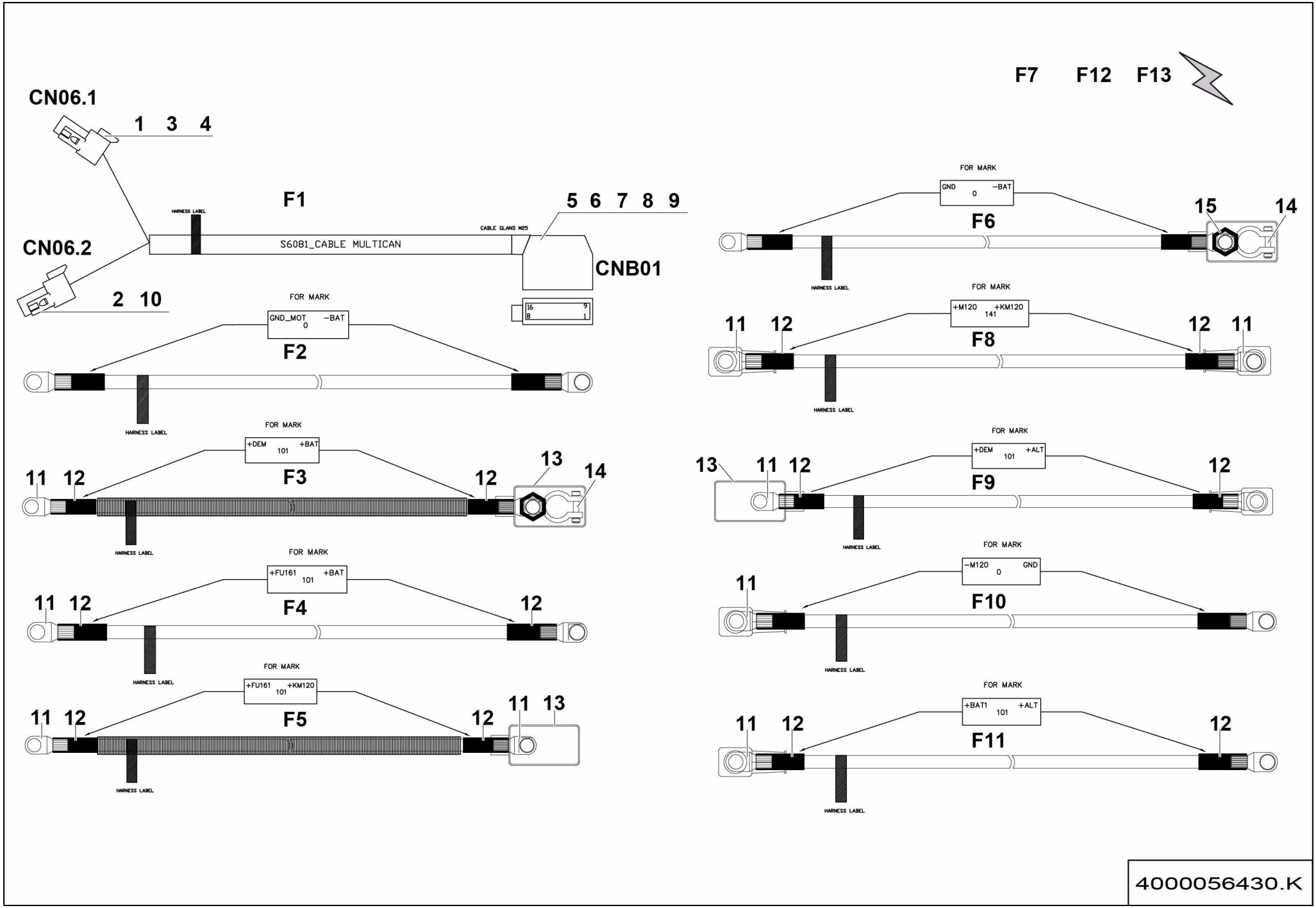
F7 F12 F13
CN06.1
1 3 4
CN06.2
2 10
F1
HARNESS LABEL
S6081_CABLE MULTICAN
CABLE GLAND M25
5 6 7 8 9
CNB01
16 9
8 1
FOR MARK
GND_MOT 0 -BAT
F2
HARNESS LABEL
FOR MARK
+DEM 101 +BAT
F3
11 12 12 13 14
HARNESS LABEL
FOR MARK
+FU161 101 +BAT
F4
11 12 12
HARNESS LABEL
FOR MARK
+FU161 101 +KM120
F5
11 12 12 11 13
HARNESS LABEL
FOR MARK
GND 0 -BAT
F6
15 14
HARNESS LABEL
FOR MARK
+M120 141 +KM120
F8
11 12 12 11
HARNESS LABEL
FOR MARK
+DEM 101 +ALT
F9
13 11 12 12
HARNESS LABEL
FOR MARK
-M120 0 GND
F10
11
HARNESS LABEL
FOR MARK
+BAT1 101 +ALT
F11
11 12 12
HARNESS LABEL
4000056430.K

ENSEMBLE FAISCEAUX
BUNDLES

<02/2016

G-320
2/2

Rep.	Désignation	Designation	Specification	Qty	Code	Up to / jusqu'à
14	COSSE BATTERY	BATTERY TERMINAL			2440305320	
15	COSSE	LUG	DIA 10	1	2440305220	

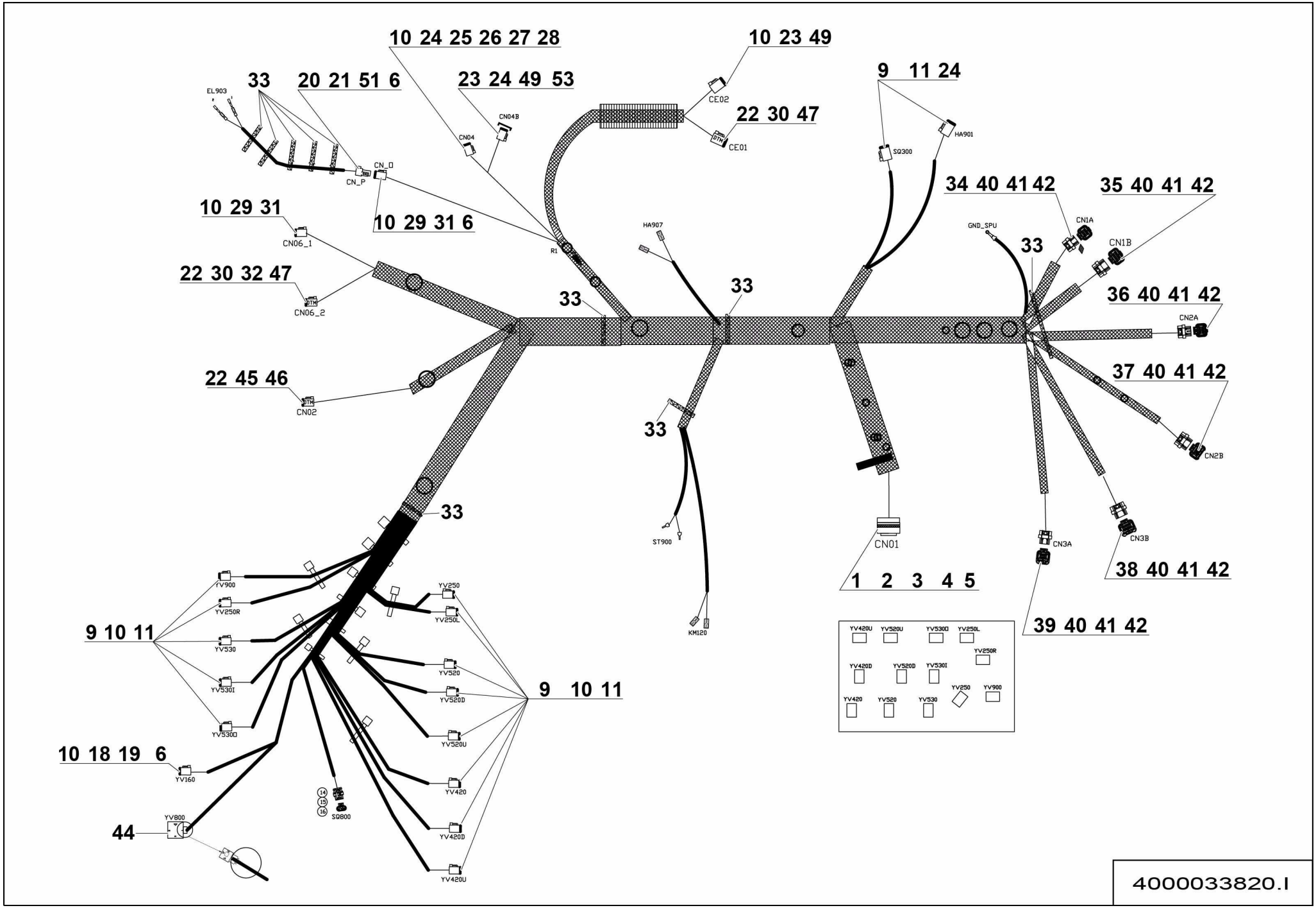

4000033820.I

▲ FAISCEAU
LOOM

◀ G-320-F12 1/2 ▶

Rep.	Désignation	Designation	Specification	Qty	Code	Up to / jusqu'à
1	CONNECTEUR	CONNECTOR	47 VOIES / WAYS	1	4000134730	
2	CONTACT	CONTACT		5	4000306170	
3	CONTACT	CONTACT		35	4000307640	
4	CONTACT	CONTACT		4	4000307650	
5	OBTURATEUR	SEAL	ROUGE / RED	3	2901014340	
6	BOUCHON D'ÉTANCHÉITÉ	SEALING PLUG		8	4000207120	
9	CONNECTEUR	CONNECTOR	2 VOIES WAYS	15	2901013690	
10	COSSE	LUG		55	4000213100	
11	ACCESSOIRE	ACCESSORIES	WEDGELOCK	15	2901013700	
14	CONNECTEUR MÂLE	MALE CONNECTOR	6 VOIES / WAYS	1	2901000790	
15	CONTACT	CONTACT	0.75 1.5	3	4000360790	
16	JOINT PLAT	GASKET		3	2901001810	
18	CONNECTEUR	CONNECTOR	4 VOIES / WAYS	1	2901009210	
19	ACCESSOIRE	ACCESSORIES	WEDGELOCK	1	2901009230	
20	CONNECTEUR	CONNECTOR		1	4000499320	
21	ACCESSOIRE	ACCESSORIE		1	4000139170	
22	CONTACT	CONTACT		23	4000307630	
23	CONNECTEUR MÂLE	MALE CONNECTOR	6 VOIES / WAYS	1	2901009200	
24	COSSE	LUG		18	4000307620	
25	DOUILLE DORÉE	GOLD SOCKET		2	4000276530	
26	CONTACTS	CONTACTS		3	4000307540	
27	CONNECTEUR	CONNECTOR	12 VOIES / WAYS FEMELLE / FEMALE	1	2901008150	
28	CALE	CHOCK	12 POINTS	1	2901008160	
29	CONNECTEUR	CONNECTOR	8 VOIES / WAYS GRAY	2	4000134700	
30	CONNECTEUR	CONNECTOR	8 VOIES / WAYS GRAY	2	4000134690	
31	CALE POUR CONNECTEUR	CONNECTOR WEDGE	8 VOIES / WAYS	1	4000101810	

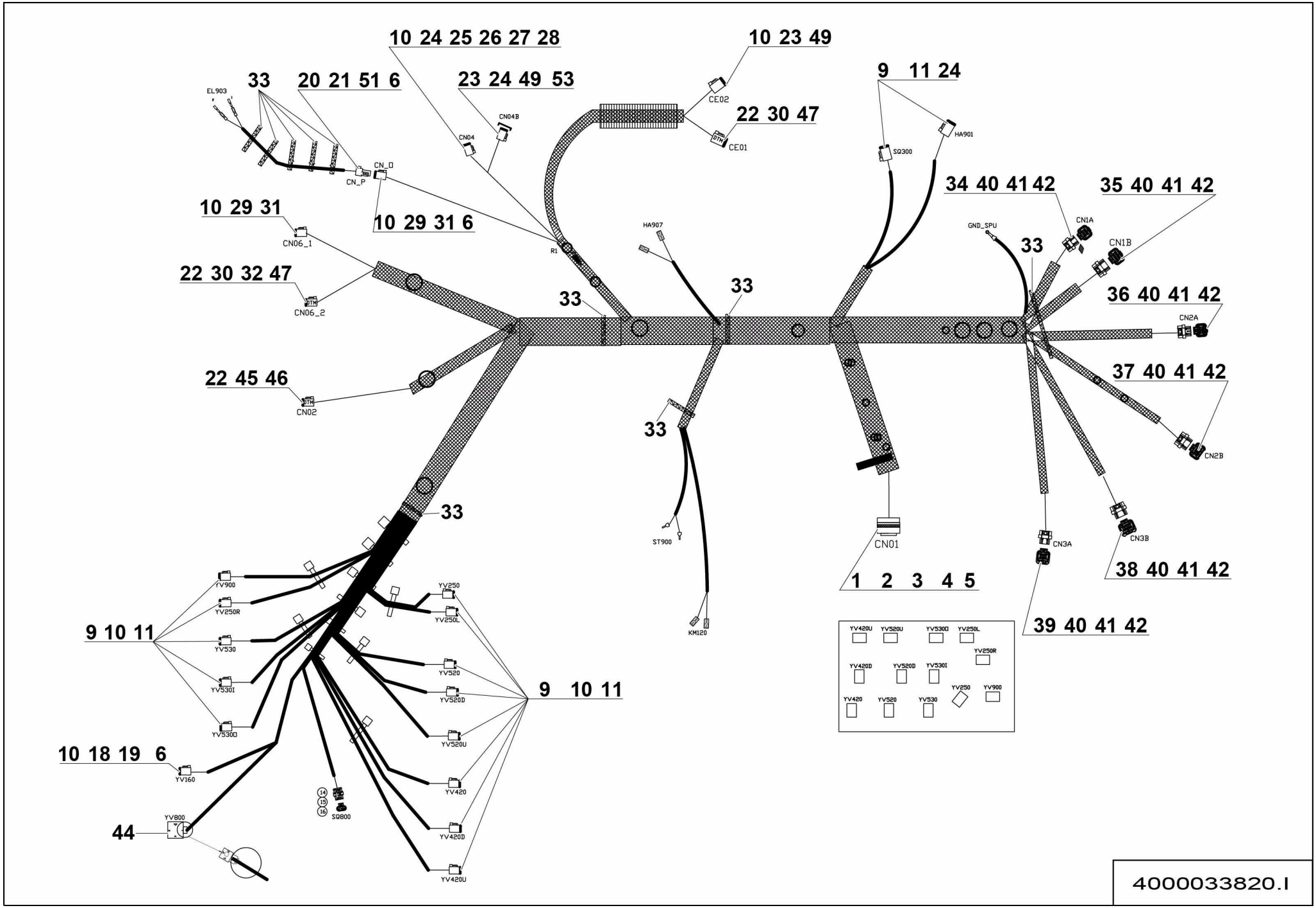

4000033820.I

▲ FAISCEAU
LOOM

Rep.	Désignation	Designation	Specification	Qty	Code	Up to / jusqu'à
32	COSSE	LUG	20 1.5-0.5MM2 OR / GOLD	3	4000364990	
33	SERRE CÂBLE	WIRE CLAMP		10	4000137070	
34	CONNECTEUR	CONNECTOR	26 VOIES / WAYS SUPERSEAL	1	4000135090	
35	CONNECTEUR	CONNECTOR	34 VOIES / WAYS SUPERSEAL	1	4000135100	
36	CONNECTEUR	CONNECTOR	26 VOIES / WAYS SUPERSEAL	1	4000135110	
37	CONNECTEUR	CONNECTOR	34 VOIES / WAYS SUPERSEAL	1	4000135120	
38	CONNECTEUR	CONNECTOR	34 VOIES / WAYS SUPERSEAL	1	4000135130	
39	CONNECTEUR	CONNECTOR	26 VOIES / WAYS SUPERSEAL	1	4000135140	
40	COSSE	LUG	0.75/1²	44	4000100570	
41	COSSE	LUG		56	4000135080	
42	COSSE	LUG		76	4000310300	
44	BORNIER	TERMINAL BLOCK		1	2442009180	
45	CONNECTEUR	CONNECTOR	12 VOIES / WAYS	1	4000134720	
46	ACCESSOIRE	ACCESSORIES	WEDGELOCK	1	4000203260	
47	ACCESSOIRE	ACCESSORIES	WEDGELOCK	2	4000132220	
49	DOUILLE	PIN	6 VOIES / WAYS	1	2901009220	
51	COSSE	LUG		2	4000213080	
53	CAPUCHON	DUST CAP	6 VOIES / WAYS	1	4000203060	

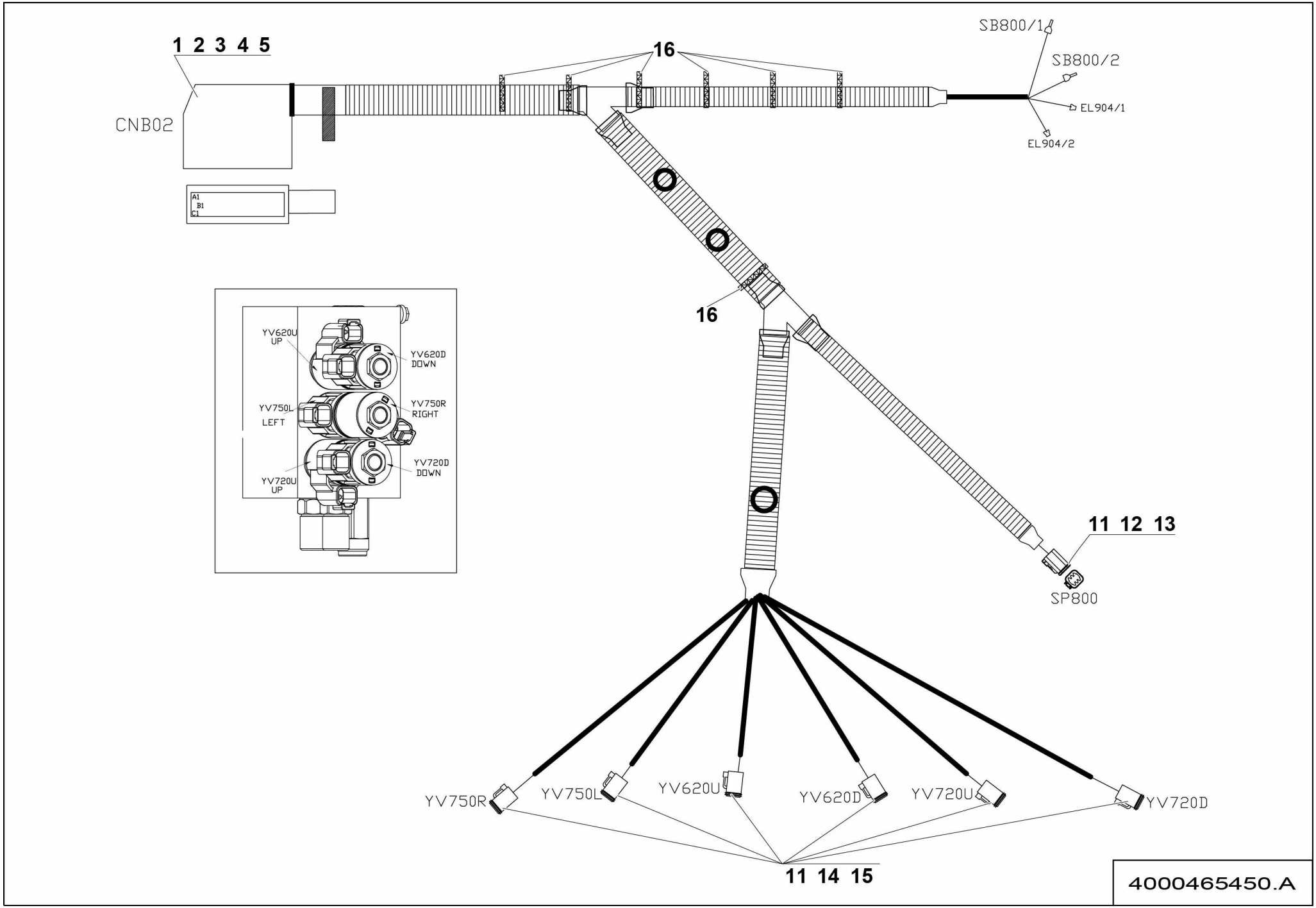
1 2 3 4 5
CNB02
A1
B1
C1
16
SB800/1
SB800/2
EL904/1
EL904/2
16
YV620U
UP
YV620D
DOWN
YV750L
LEFT
YV750R
RIGHT
YV720U
UP
YV720D
DOWN
11 12 13
SP800
YV750R
YV750L
YV620U
YV620D
YV720U
YV720D
11 14 15
4000465450.A

▲ FAISCEAU PENDULAIRE
JIB LOOM

Rep.	Désignation	Designation	Specification	Qty	Code	Up to / jusqu'à
1	INSERT	INSERT		1	2901015480	
2	CAPOT METRIC	METRIC HOOD		1	4000132350	
3	CONNECTEUR	CONNECTOR	FEMELLE / FEMALE 2.5	2	4000132340	
4	CONNECTEUR	CONNECTOR	FEMELLE / FEMALE 1.5	4	4000132330	
5	COSSE	LUG	10A 250V FEMELLE / FEMALE 1	9	2901000520	
11	COSSE	LUG		18	4000213100	
12	CONNECTEUR	CONNECTOR	6 VOIES / WAYS MALE	1	2901009200	
13	DOUILLE	PIN	6 VOIES / WAYS	1	2901009220	
14	CONNECTEUR	CONNECTOR	2 VOIES WAYS	6	2901013690	
15	ACCESSOIRE	ACCESSORIES	WEDGELOCK	6	2901013700	
16	SERRE CABLE	WIRE CLAMP		7	4000277510	

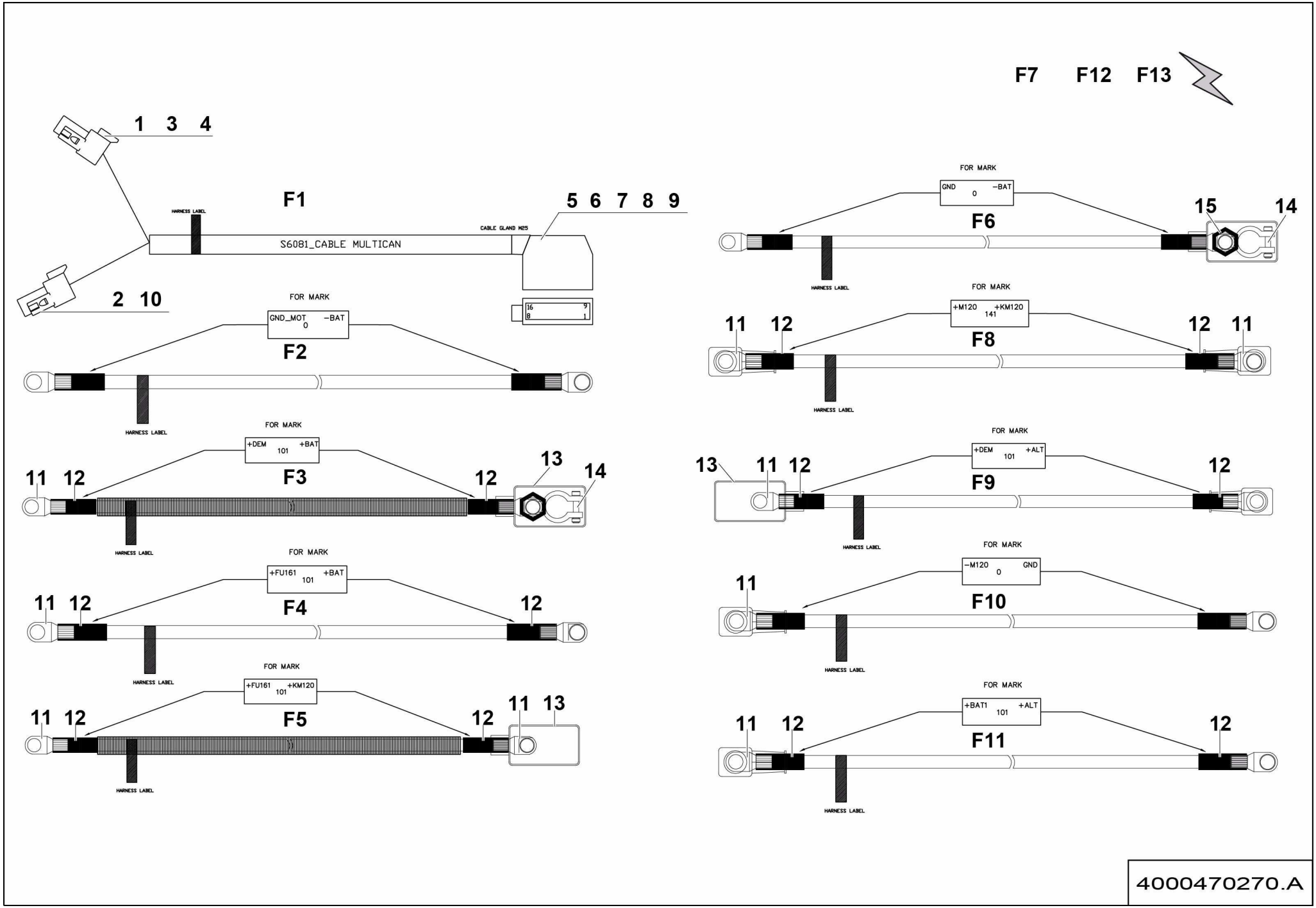
F7 F12 F13
1 3 4
F1
HARNESS LABEL
CABLE GLAND M25
5 6 7 8 9
S6081_CABLE MULTICAN
2 10
16 9
8 1
FOR MARK
GND_MOT 0 -BAT
F2
HARNESS LABEL
FOR MARK
+DEM 101 +BAT
F3
11 12
12
13
14
HARNESS LABEL
FOR MARK
+FU161 101 +BAT
F4
11 12
12
HARNESS LABEL
FOR MARK
+FU161 101 +KM120
F5
11 12
12
11 13
HARNESS LABEL
FOR MARK
GND 0 -BAT
F6
15
14
HARNESS LABEL
FOR MARK
+M120 141 +KM120
F8
11 12
12 11
HARNESS LABEL
FOR MARK
+DEM 101 +ALT
F9
13 11 12
12
HARNESS LABEL
FOR MARK
-M120 0 GND
F10
11
HARNESS LABEL
FOR MARK
+BAT1 101 +ALT
F11
11 12
12
HARNESS LABEL
4000470270.A

▲ ENSEMBLE FAISCEAUX
BUNDLES

>02/2016

Rep.	Désignation	Designation	Specification	Qty	Code	Up to / jusqu'à
F1	FAISCEAU	LOOM	TURRET-BASKET	1	4000042780	
F2	FAISCEAU	LOOM	CABLE -BAT -MOT	1	4000062080	
F3	FAISCEAU	LOOM	CABLE +BAT +DEM	1	4000062060	
F4	FAISCEAU	LOOM	+BAT +FU161	1	4000056390	
F5	FAISCEAU	LOOM	CABLE FU161 FU122	1	4000056410	
F6	FAISCEAU	LOOM	CABLE -BAT -GND	1	4000056450	
F7	CÂBLE	CABLE	3 X 2.5MM	1	2440315790	
F8	FAISCEAU	LOOM	CABLE KM120 +M120	1	4000056420	
F9	FAISCEAU	LOOM	CABLE +ALT +DEM	1	4000056500	
F10	FAISCEAU	LOOM	CABL GND M120	1	4000062350	
F11	FAISCEAU	LOOM	CABLE +ALT +BAT1	1	4000066870	
F12	**FAISCEAU**	**LOOM**		**1**	**4000420910**	**SEE DETAILS**
F13	**FAISCEAU PENDULAIRE**	**JIB LOOM**	**2**	**1**	**4000465450**	**SEE DETAILS PAGE 353**
1	CONNECTEUR	CONNECTOR	8 VOIES / WAYS	1	4000134710	
2	CONNECTEUR	CONNECTOR	8 VOIES / WAYS	1	4000132180	
3	CALE POUR CONNECTEUR	CONNECTOR CHOCK	8 VOIES / WAYS	1	4000139170	
4	COSSE	LUG	PIN SIZE 20	1	4000132200	
5	INSERT	INSERT		1	2901012910	
6	CONNECTEUR	CONNECTOR		1	4000136240	
7	COSSE	LUG	16A 500V CONTACT FEMELLE / FEMALE 2.5MM²	1	2901000580	
8	CONNECTEUR	CONNECTOR	CONTACT FEMELLE / FEMALE 1.5MM²	1	2901012890	
9	COSSE	LUG	CONTACT FEMELLE / FEMALE 0.5MM²	1	4000134850	
10	ACCESSOIRE	ACCESSORIES		1	4000132190	
11	COSSE BATTERIE	BATTERY TERMINAL	DIA_8	2	2440313750	
12	GAINE THERMORETRACTABLE	THERMORECTRACTABLE SHAFT	MARRON / BROWN	0.2	2440701810	
13	CACHE COSSE BATTERIE	BATTERY TERMINAL COVER		1	2440313770	

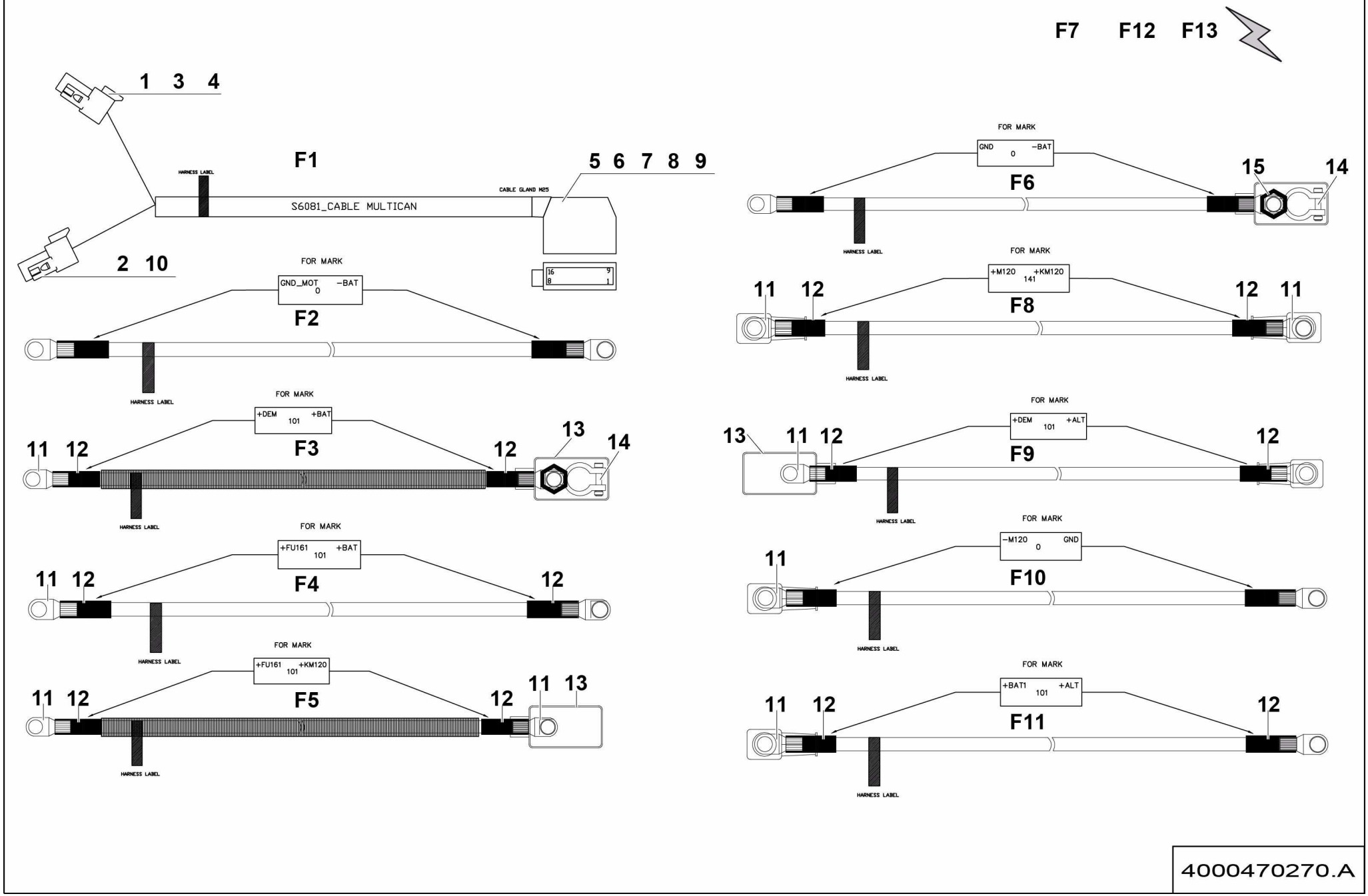
F7 F12 F13
1 3 4
F1
HARNESS LABEL
CABLE GLAND M25
5 6 7 8 9
S6081_CABLE MULTICAN
2 10
FOR MARK
GND_MOT 0 -BAT
F2
HARNESS LABEL
FOR MARK
+DEM 101 +BAT
F3
11 12 12 13 14
HARNESS LABEL
FOR MARK
+FU161 101 +BAT
F4
11 12 12
HARNESS LABEL
FOR MARK
+FU161 101 +KM120
F5
11 12 12 11 13
HARNESS LABEL
FOR MARK
GND 0 -BAT
F6
15 14
HARNESS LABEL
FOR MARK
+M120 141 +KM120
F8
11 12 12 11
HARNESS LABEL
FOR MARK
+DEM 101 +ALT
F9
13 11 12 12
HARNESS LABEL
FOR MARK
-M120 0 GND
F10
11
HARNESS LABEL
FOR MARK
+BAT1 101 +ALT
F11
11 12 12
HARNESS LABEL
4000470270.A

ENSEMBLE FAISCEAUX
BUNDLES

>02/2016

Rep.	Désignation	Designation	Specification	Qty	Code	Up to / jusqu'à
14	COSSE BATTERY	BATTERY TERMINAL			2440305320	
15	COSSE	LUG	DIA 10	1	2440305220	

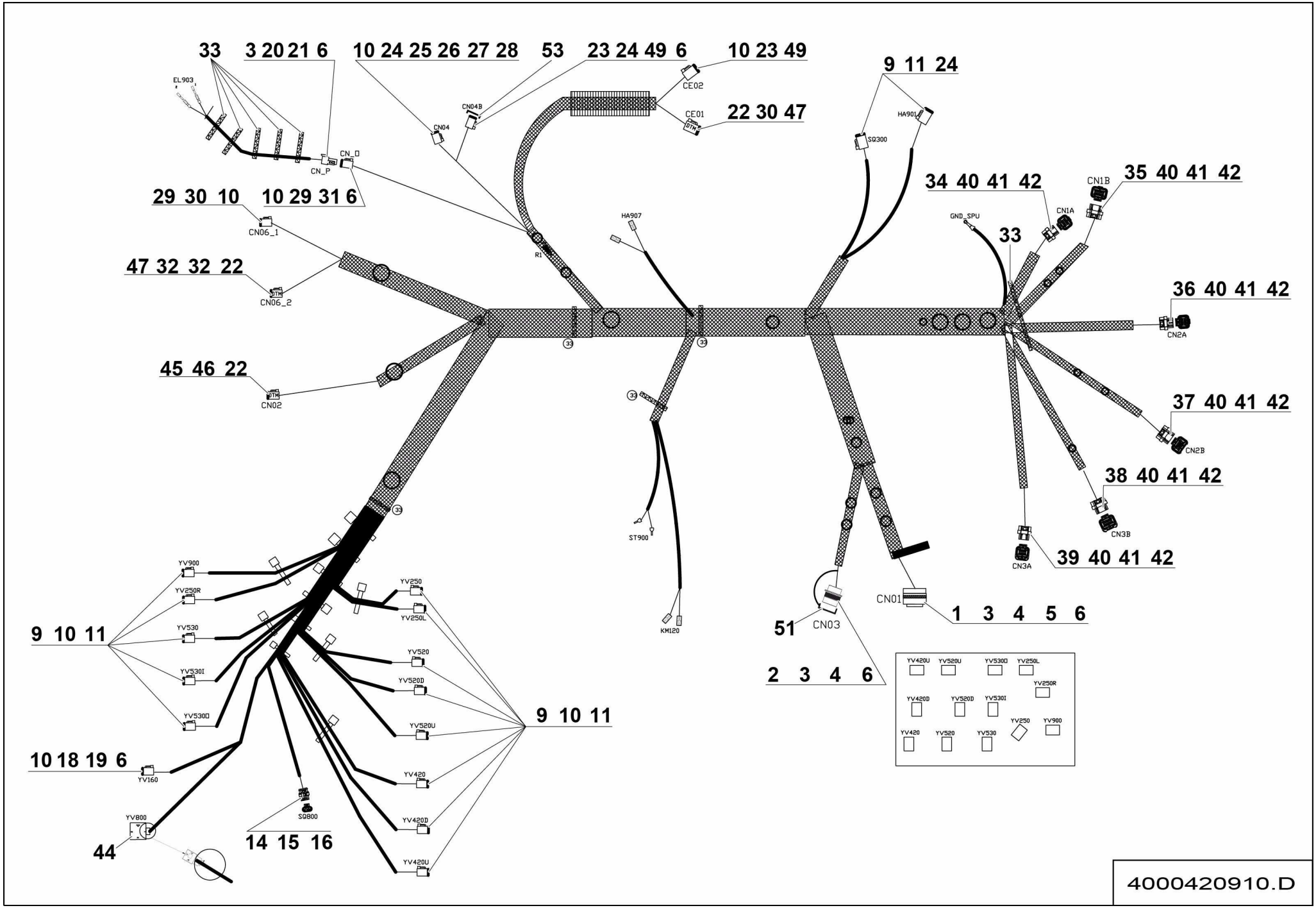
33
3 20 21 6
10 24 25 26 27 28
53
23 24 49 6
10 23 49
9 11 24
22 30 47
EL903
CN_P
CN_D
CN04
CN04B
CE02
CE01
HA901
SQ300
29 30 10
10 29 31 6
CN06_1
47 32 32 22
CN06_2
R1
HA907
34 40 41 42
35 40 41 42
CN1B
CN1A
GND_SPU
33
36 40 41 42
CN2A
45 46 22
CN02
37 40 41 42
CN2B
38 40 41 42
CN3B
CN3A
39 40 41 42
ST900
KM120
CN01
1 3 4 5 6
51
CN03
2 3 4 6
YV900
YV250R
YV530
YV530I
YV530D
9 10 11
YV250
YV250L
YV520
YV520D
YV520U
9 10 11
YV420
YV420D
YV420U
10 18 19 6
YV160
YV800
44
SQ800
14 15 16
YV420U
YV520U
YV530D
YV250L
YV250R
YV420D
YV520D
YV530I
YV250
YV900
YV420
YV520
YV530
4000420910.D

▲ FAISCEAU
LOOM

Rep.	Désignation	Designation	Specification	Qty	Code	Up to / jusqu'à
1	CONNECTEUR	CONNECTOR		1	4000499250	
2	CONNECTEUR	CONNECTOR		1	4000499310	
3	COSSE	LUG		2	4000213080	
4	COSSE	LUG		6	4000137700	
5	CONTACT	CONTACT		5	4000306170	
6	BOUCHON D'ÉTANCHÉITÉ	SEALING PLUG		9	4000207120	
9	CONNECTEUR	CONNECTOR	2 VOIES WAYS	2	2901013690	
10	COSSE	LUG		55	4000213100	
11	ACCESSOIRE	ACCESSORIES	WEDGELOCK	15	2901013700	
14	CONNECTEUR MÂLE	MALE CONNECTOR	6 VOIES / WAYS	1	2901000790	
15	CONTACT	CONTACT	0.75 1.5	3	4000360790	
16	JOINT PLAT	GASKET		3	2901001810	
18	CONNECTEUR	CONNECTOR	4 VOIES / WAYS	1	2901009210	
19	ACCESSOIRE	ACCESSORIES	WEDGELOCK	1	2901009230	
20	CONNECTEUR	CONNECTOR		1	4000499320	
21	ACCESSOIRE	ACCESSORIE		1	4000139170	
22	CONTACT	CONTACT		23	4000307630	
23	CONNECTEUR MÂLE	MALE CONNECTOR	6 VOIES / WAYS	2	2901009200	
24	COSSE	LUG		15	4000307620	
25	DOUILLE DORÉE	GOLD SOCKET		2	4000276530	
26	CONTACTS	CONTACTS		3	4000307540	
27	CONNECTEUR	CONNECTOR	12 VOIES / WAYS FEMELLE / FEMALE	1	2901008150	
28	CALE	CHOCK	12 POINTS	1	2901008160	
29	CONNECTEUR	CONNECTOR	8 VOIES / WAYS GRAY	1	4000134700	
30	CONNECTEUR	CONNECTOR	8 VOIES / WAYS GRAY	2	4000134690	
31	CALE POUR CONNECTEUR	CONNECTOR WEDGE	8 VOIES / WAYS	1	4000101810	

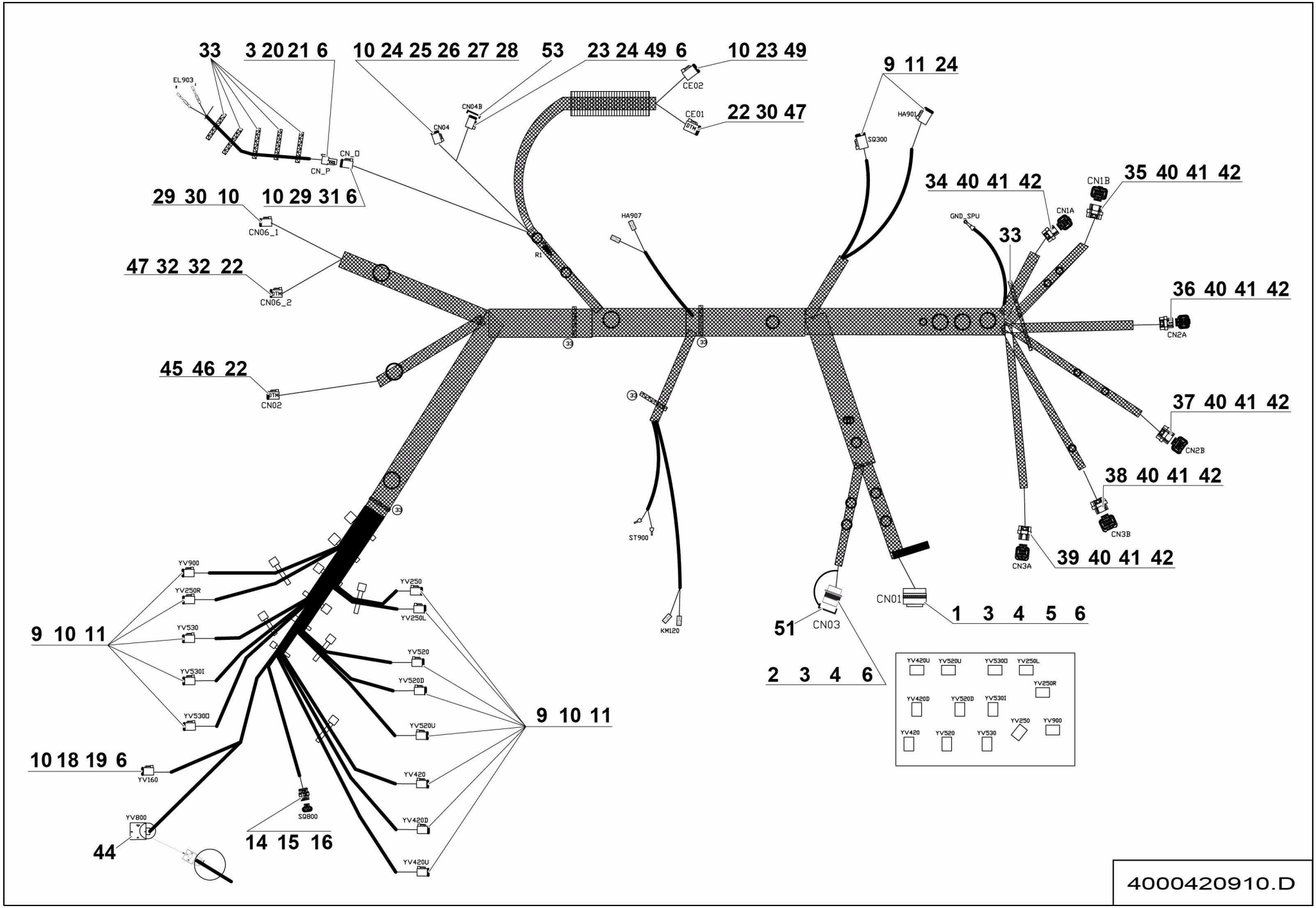
33
3 20 21 6
10 24 25 26 27 28
53
23 24 49 6
10 23 49
9 11 24
22 30 47
EL903
CN_P
CN_D
CN04
CN04B
CE02
CE01
HA901
SQ300
29 30 10
10 29 31 6
CN06_1
47 32 32 22
CN06_2
R1
HA907
34 40 41 42
35 40 41 42
CN1B
CN1A
GND_SPU
33
36 40 41 42
CN2A
45 46 22
CN02
37 40 41 42
CN2B
38 40 41 42
CN3B
CN3A
39 40 41 42
ST900
KM120
CN01
1 3 4 5 6
51
CN03
2 3 4 6
YV420U
YV520U
YV530D
YV250L
YV250R
YV420D
YV520D
YV530I
YV250
YV900
YV420
YV520
YV530
YV900
YV250R
YV530
YV530I
YV530D
YV250
YV250L
YV520
YV520D
YV520U
YV420
YV420D
YV420U
9 10 11
9 10 11
10 18 19 6
YV160
YV800
44
SQ800
14 15 16
4000420910.D

▲ FAISCEAU
LOOM

Rep.	Désignation	Designation	Specification	Qty	Code	Up to / jusqu'à
32	COSSE	LUG	20 1.5-0.5MM2 OR / GOLD	3	4000364990	
33	SERRE CÂBLE	WIRE CLAMP		10	4000137070	
34	CONNECTEUR	CONNECTOR	26 VOIES / WAYS SUPERSEAL	1	4000135090	
35	CONNECTEUR	CONNECTOR	34 VOIES / WAYS SUPERSEAL	1	4000135100	
36	CONNECTEUR	CONNECTOR	26 VOIES / WAYS SUPERSEAL	1	4000135110	
37	CONNECTEUR	CONNECTOR	34 VOIES / WAYS SUPERSEAL	1	4000135120	
38	CONNECTEUR	CONNECTOR	34 VOIES / WAYS SUPERSEAL	1	4000135130	
39	CONNECTEUR	CONNECTOR	26 VOIES / WAYS SUPERSEAL	1	4000135140	
40	COSSE	LUG	0.75/1²	48	4000100570	
41	COSSE	LUG		38	4000135080	
42	COSSE	LUG		96	4000310300	
44	BORNIER	TERMINAL BLOCK		1	2442009180	
45	CONNECTEUR	CONNECTOR	12 VOIES / WAYS	1	4000134720	
46	ACCESSOIRE	ACCESSORIES	WEDGELOCK	1	4000203260	
47	ACCESSOIRE	ACCESSORIES	WEDGELOCK	2	4000132220	
49	DOUILLE	PIN	6 VOIES / WAYS	1	2901009220	
51	BOUCHON DE PROTECTION	PROTECTIVE CAP		1	4000003070	
53	CAPUCHON	DUST CAP	6 VOIES / WAYS	1	4000203060	
54	COSSE	LUG	0.5_1	9	4000173700	

HA46 RTJ O : F

HA46 RTJ PRO : G

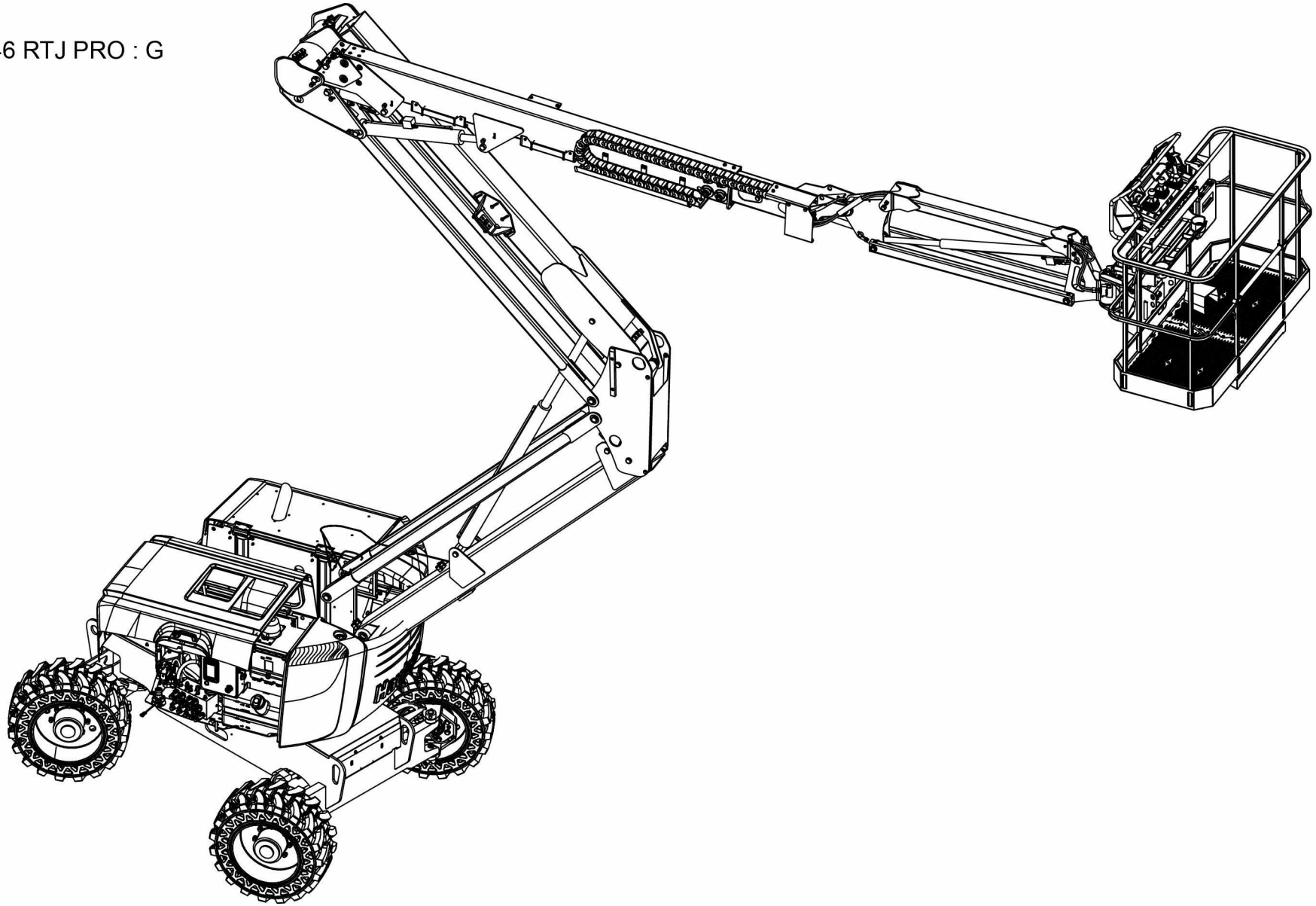

HA16RTJ_V_1

GROUPE VARIANTE ESSENCE GAZ
VARIANT GROUP PETROL GAS

H1

Rep.	Désignation	Designation	Specification	Up to / jusqu'à
130	ENSEMBLE CAPOTAGE	COWLING ASSY		<02/2016
130.1	ENSEMBLE CAPOTAGE	COWLING ASSY		>02/2016
170F	ENSEMBLE CHÂSSIS	SUB-FRAME UNIT	HA46 RTJ O	<02/2016
170F.1	ENSEMBLE CHÂSSIS	SUB-FRAME UNIT	HA46 RTJ O	>02/2016
170G	ENSEMBLE CHÂSSIS	SUB-FRAME UNIT	HA46 RTJ PRO	<02/2016
170G.1	ENSEMBLE CHÂSSIS	SUB-FRAME UNIT	HA46 RTJ PRO	>02/2016
315	ENSEMBLE ÉCHAPPEMENT	EXHAUST ASSEMBLY		
355	ENSEMBLE FILTRE À AIR	AIR FILTER ASSEMBLY		
450	ENSEMBLE MOTEUR	MOTOR ASSEMBLY		
660	ENSEMBLE RÉSERVOIR CARBURANT	FUEL TANK ASSEMBLY		
740	ENSEMBLE TOURELLE	TURNTABLE ASSEMBLY		<02/2016
740.1	ENSEMBLE TOURELLE	TURNTABLE ASSEMBLY		>02/2016

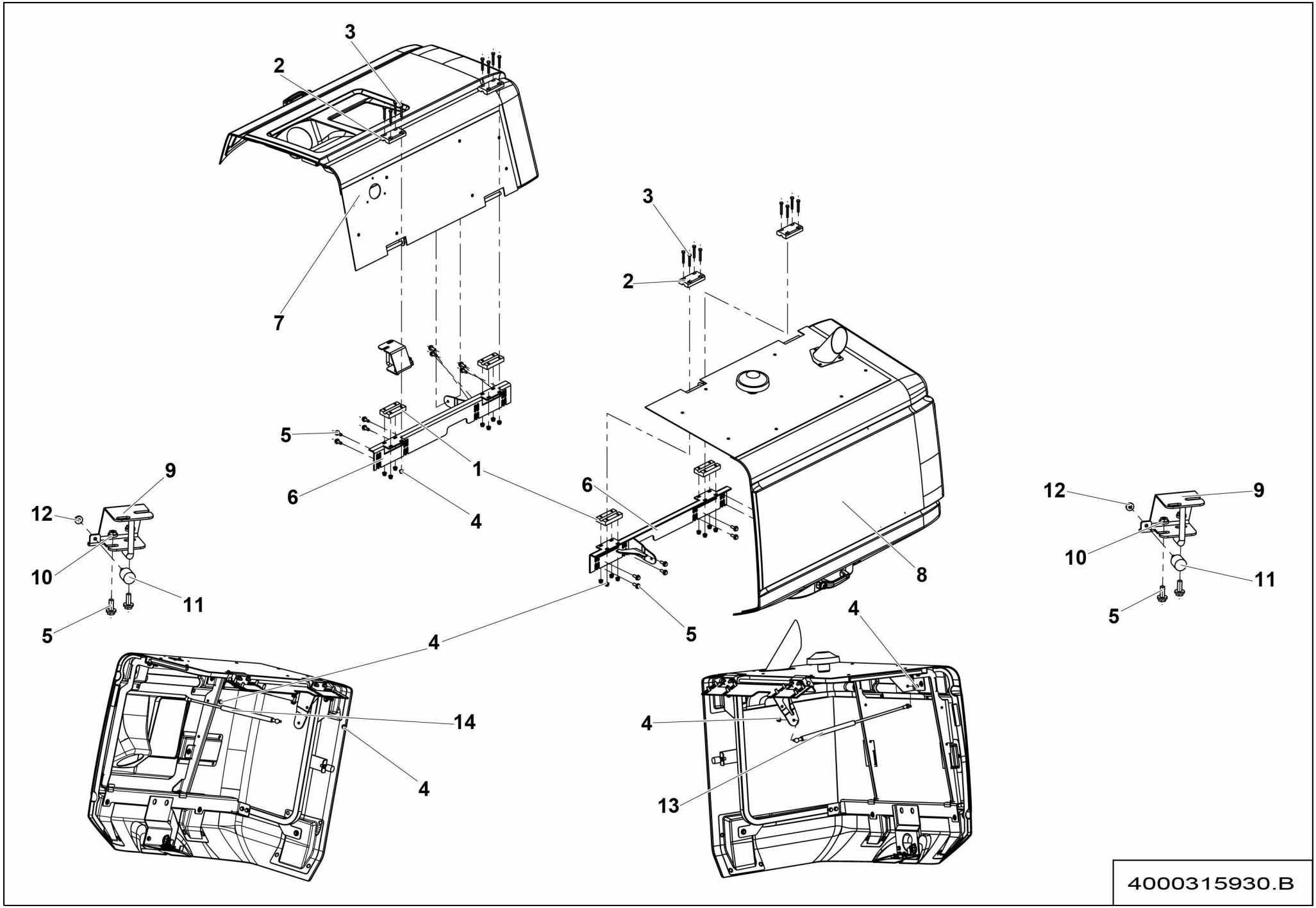
3
2
7
5
6
4
1
9
12
10
11
5
3
2
6
4
5
8
12
9
10
11
5
4
14
4
4
4
13
4000315930.B

▲ ENSEMBLE CAPOTAGE
SUB-FRAME UNIT

<02/2016 ◀ H1-130 ▶

Rep.	Désignation	Designation	Specification	Qty	Code	Up to / jusqu'à
1	EMBASE	BASE		4	107P323600	
2	EMBASE	BASE		4	107P333580	
3	VIS H	CAP SCREW	M8X55-22 CL.8.8	16	2301231700	
4	ÉCROU EMBASE AUTOFREINÉ	FLANGE HEX LOCKNUT	M8 CL.8 ZB	20	2700200440	
5	VIS H À EMBASE	FLANGE HEAD CAP SCREW	M10X25-25 CL. 8.8	20	4000030190	
6	TÔLE SUPPORT	SHEET METAL SUPPORT		2	4000205060	
7	**ENSEMBLE CAPOT RÉSERVOIR**	**TANK COWLING ASSEMBLY**		**1**	**4000477280**	**SEE DETAILS**
8	**ENSEMBLE CAPOT MOTEUR**	**ENGINE COWLING ASSEMBLY**		**1**	**4000315920**	**SEE DETAILS**
9	DOIGT D'INDEXAGE	INDEXING PIN		2	4000100420	
10	ÉCROU H EMBASE	HEX FLANGE NUT	M10 CL.8	4	2700200310	
11	BUTÉE	STOP		2	2421906460	
12	ÉCROU H EMBASE	HEX FLANGE NUT		2	2700200210	
13	RESSORT A GAZ	GAS SPRING		1	4000132540	
14	RESSORT A GAZ	GAS SPRING		1	4000208470	

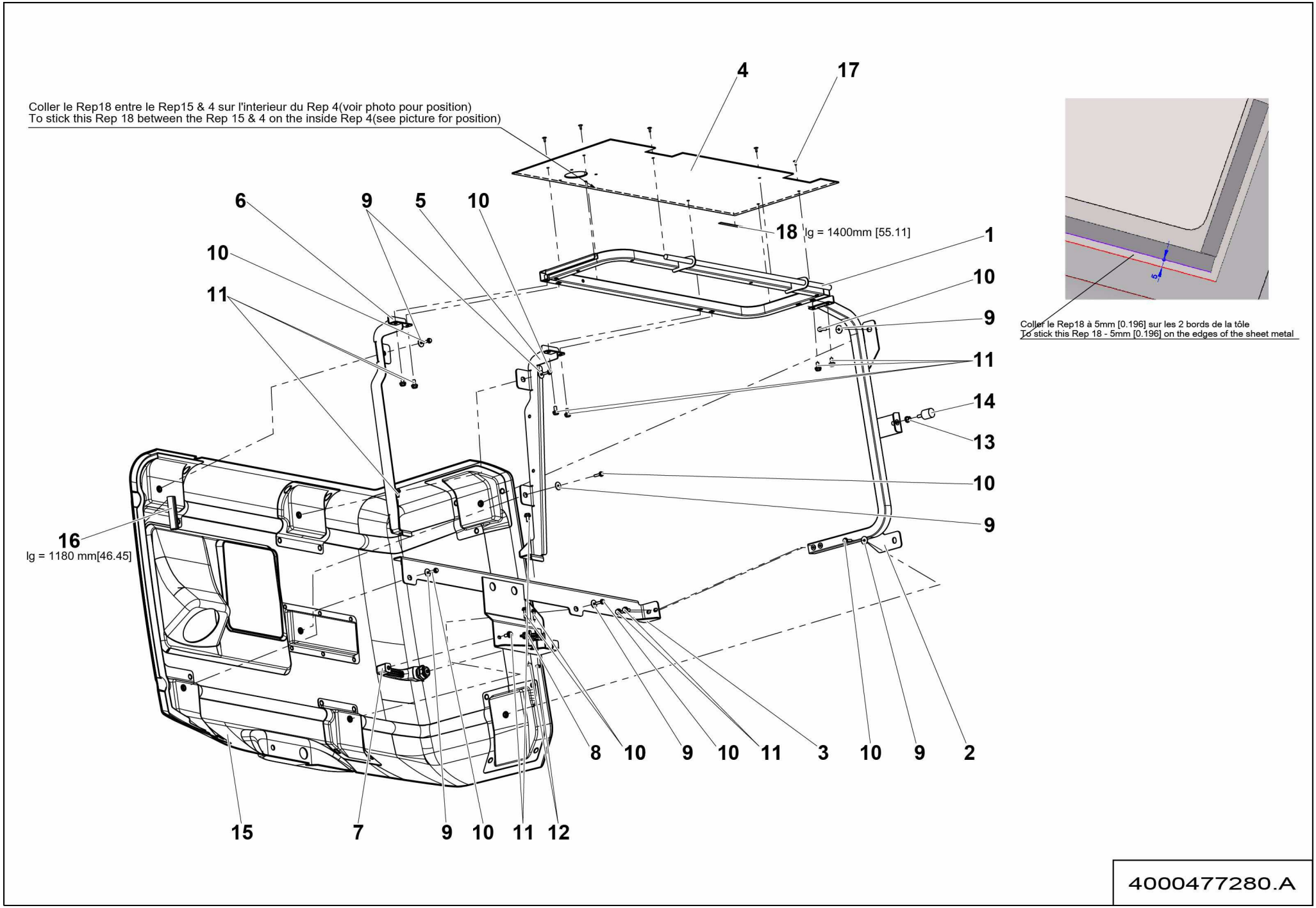
Coller le Rep18 entre le Rep15 & 4 sur l'interieur du Rep 4(voir photo pour position)
To stick this Rep 18 between the Rep 15 & 4 on the inside Rep 4(see picture for position)
4
17
6
9
5
10
18
lg = 1400mm [55.11]
1
10
11
10
9
11
14
13
10
9
16
lg = 1180 mm[46.45]
8
10
9
10
11
3
10
9
2
15
7
9
10
11
12
Coller le Rep18 à 5mm [0.196] sur les 2 bords de la tôle
To stick this Rep 18 - 5mm [0.196] on the edges of the sheet metal
5
4000477280.A

▲ ENSEMBLE CAPOT RÉSERVOIR
TANK COWLING ASSEMBLY

◀ H1-130-7 ▶

Rep.	Désignation	Designation	Specification	Qty	Code	Up to / jusqu'à
1	TÔLE SUPPORT	SHEET METAL SUPPORT	OSSATURE SUPÉRIEURE / TOP FRAME	1	4000132670	
2	TÔLE SUPPORT	SHEET METAL SUPPORT	OSSATURE LATÉRALE / SIDE FRAME	1	4000132680	
3	TÔLE SUPPORT	SHEET METAL SUPPORT	OSSATURE FRONTALE FRONT FRAME	1	4000132690	
4	CAPOT TÔLE	SHEET METAL COVER	SUPÉRIEUR / TOP	1	4000132700	
5	TÔLE SUPPORT	SHEET METAL SUPPORT		1	4000208640	
6	TÔLE SUPPORT	SHEET METAL SUPPORT	MONTANT OSSATURE CAPOT INCLINE FRAME COVER TILT PILLAR	1	4000132770	
7	POIGNÉE	HANDLE		1	4000099670	
8	SERRURE	LOCK	SIMPLE CLIC	1	4000133780	
9	RONDELLE PLATE	ROUND HOLE WASHER	6.4 - 24 - 1.2 - CL.8.8	7	2351124050	
10	VIS H À EMBASE	FLANGE HEAD CAP SCREW	M6X25-18 CL. 8.8	9	2700101560	
11	VIS H À EMBASE	FLANGE HEAD CAP SCREW	M8X16-16 CL.8.8	11	4000099160	
12	ÉCROU H EMBASE	HEX FLANGE NUT	M6 CL.8	2	2700200500	
13	ÉCROU EMBASE AUTOFREINÉ	FLANGE HEX LOCKNUT	M8 CL.8 ZB	1	2700200440	
14	BUTÉE CYLINDRIQUE	CYLINDRICAL STOP	M8 Ø30	1	2421906460	
15	CAPOT COTE RÉSERVOIR	TANK SIDE HOOD		1	4000477250	
16	JOINT À LÈVRE	LIPPED SEAL	S021424	1.18 M	2820308430	
17	RIVET AVEUGLE	BLIND RIVET		8	2421808290	
18	JOINT CAOUTCHOUC	RUBBER SEAL	3 X 10	1.4M	2399002990	

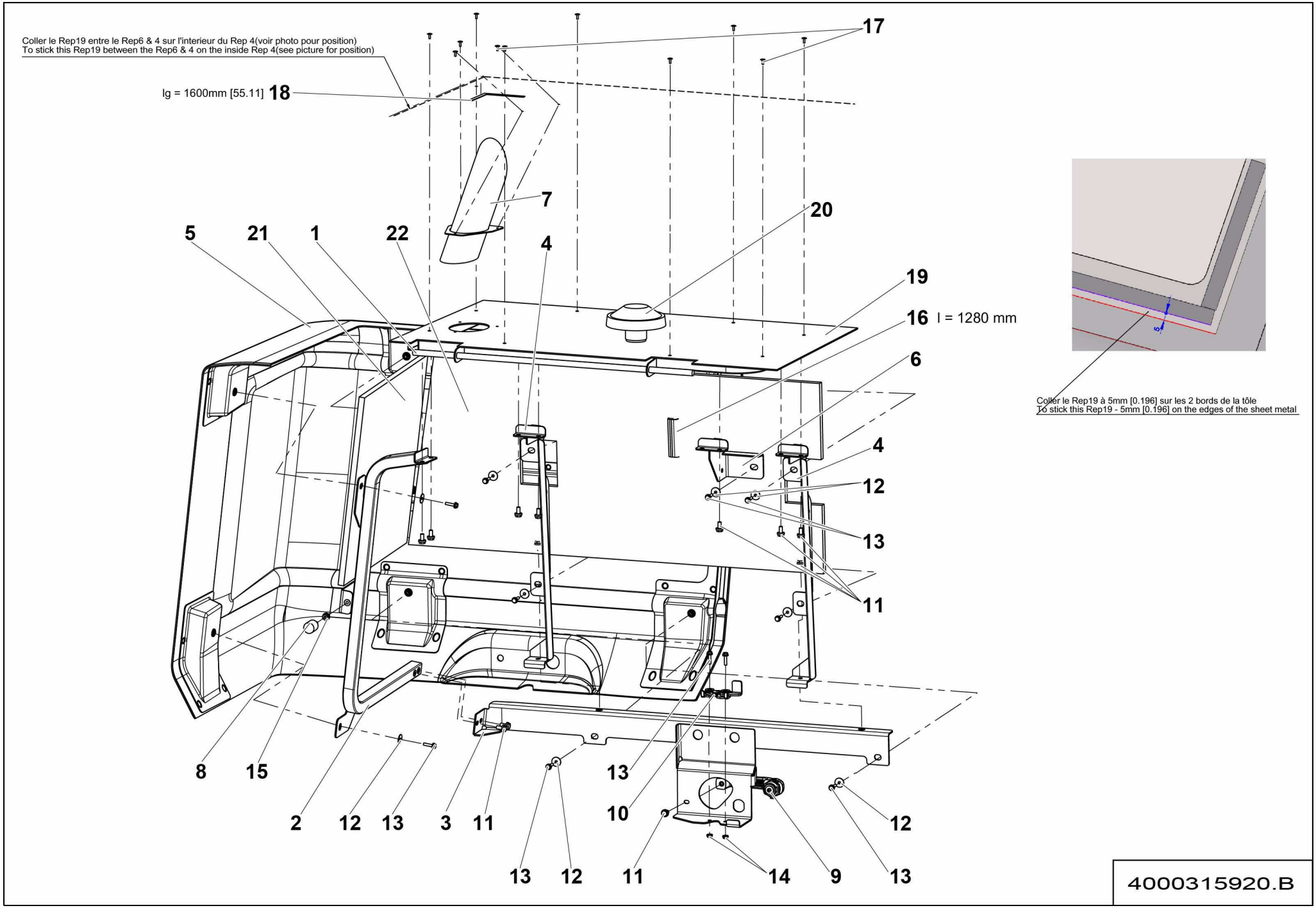
Coller le Rep19 entre le Rep6 & 4 sur l'interieur du Rep 4(voir photo pour position)
To stick this Rep19 between the Rep6 & 4 on the inside Rep 4(see picture for position)
lg = 1600mm [55.11] 18
17
7
20
5
21
1
22
4
19
16 l = 1280 mm
6
4
12
13
11
8
15
2
12
13
3
11
13
10
13
12
11
14
9
12
13
Coller le Rep19 à 5mm [0.196] sur les 2 bords de la tôle
To stick this Rep19 - 5mm [0.196] on the edges of the sheet metal
4000315920.B

▲ ENSEMBLE CAPOT MOTEUR
ENGINE COWLING ASSEMBLY

◀ H1-130-8 ▶

Rep.	Désignation	Designation	Specification	Qty	Code	Up to / jusqu'à
1	TÔLE SUPPORT	SHEET METAL SUPPORT	OSSATURE SUPERIEURE / TOP FRAME	1	4000132560	
2	TÔLE SUPPORT	SHEET METAL SUPPORT	OSSATURE LATÉRALE / SIDE FRAME	1	4000132570	
3	TÔLE SUPPORT	SHEET METAL SUPPORT	OSSATURE FRONTALE FRONT FRAME	1	4000132580	
4	TÔLE SUPPORT	SHEET METAL SUPPORT		2	4000208640	
5	CAPOT THERMOFORMÉ	THERMOFORMED COVER	PEAU EXTÉRIEUR ET PATCH EXTERIOR SKIN AND PATCH	1	4000134150	
6	TÔLE SUPPORT	SHEET METAL SUPPORT		1	4000134280	
7	TÔLE DE GUIDAGE	GUIDE PLATE	ÉCHAPPEMENT / EXHAUST	1	4000134290	
8	BUTÉE CYLINDRIQUE	CYLINDRICAL STOP	M8 Ø30	1	2421906460	
9	POIGNÉE	HANDLE		1	4000099670	
10	SERRURE	LOCK	SIMPLE CLIC	1	4000133780	
11	VIS H À EMBASE	FLANGE HEAD CAP SCREW	M8X16-16 CL.8.8	13	4000099160	
12	RONDELLE PLATE	ROUND HOLE WASHER	6.4 - 24 - 1.2 - CL.8.8	9	2351124050	
13	VIS H À EMBASE	FLANGE HEAD CAP SCREW	M6X25-18 CL. 8.8	11	2700101560	
14	ÉCROU H EMBASE	HEX FLANGE NUT	M6 CL.8	2	2700200500	
15	ÉCROU EMBASE AUTOFREINÉ	FLANGE HEX LOCKNUT	M8 CL.8 ZB	1	2700200440	
16	JOINT À LÈVRE	LIPPED SEAL	S021424	1.28 M	2820308430	
17	RIVET AVEUGLE	BLIND RIVET	TAPD 510 BSLF	11	2421808290	
18	JOINT CAOUTCHOUC	RUBBER SEAL	3 X 10	1.6M	2399002990	
19	CAPOT SUPÉRIEUR MOTEUR	TOP ENGINE COVER		1	4000315360	
20	PROTECTION	PROTECTION		1	2820309250	
21	ISOLANT THERMIQUE	HEAT INSULATOR	AMC FAI 15MM	1	4000318300	
22	ISOLANT THERMIQUE	HEAT INSULATOR	AMC FAI	1	4000318290	

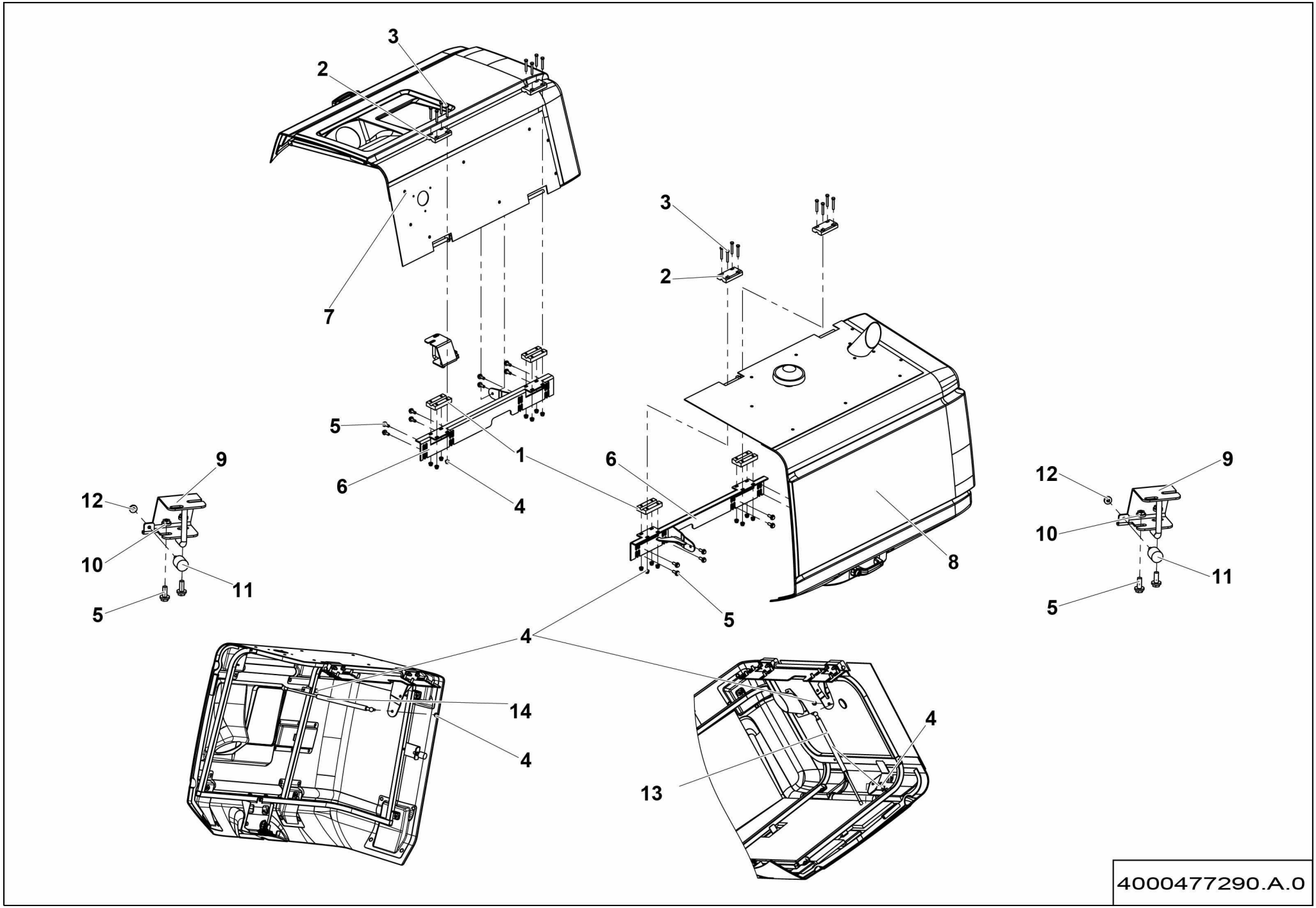
3
2
7
5
6
4
1
3
2
6
8
5
9
12
10
11
5
9
12
10
11
5
4
14
4
4
13
4000477290.A.0

▲ ENSEMBLE CAPOTAGE
SUB-FRAME UNIT

>02/2016 ◀ **H1-130.1** ▶

Rep.	Désignation	Designation	Specification	Qty	Code	Up to / jusqu'à
1	EMBASE	BASE		4	107P323600	
2	EMBASE	BASE		4	107P333580	
3	VIS H	CAP SCREW	M8X55-22 CL.8.8	16	2301231700	
4	ÉCROU EMBASE AUTOFREINÉ	FLANGE HEX LOCKNUT	M8 CL.8 ZB	20	2700200440	
5	VIS H À EMBASE	FLANGE HEAD CAP SCREW	M10X25-25 CL. 8.8	20	4000030190	
6	TÔLE SUPPORT	SHEET METAL SUPPORT		2	4000205060	
7	**ENSEMBLE CAPOT RÉSERVOIR**	**TANK COWLING ASSEMBLY**		**1**	**4000420150**	**SEE DETAILS PAGE 143**
8	**ENSEMBLE CAPOT MOTEUR**	**ENGINE COWLING ASSEMBLY**		**1**	**4000477300**	**SEE DETAILS**
9	DOIGT D'INDEXAGE	INDEXING PIN		2	4000100420	
10	ÉCROU H EMBASE	HEX FLANGE NUT	M10 CL.8	4	2700200310	
11	BUTÉE	STOP		2	2421906460	
12	ÉCROU H EMBASE	HEX FLANGE NUT		2	2700200210	
13	RESSORT A GAZ	GAS SPRING		1	4000132540	
14	RESSORT A GAZ	GAS SPRING		1	4000208470	

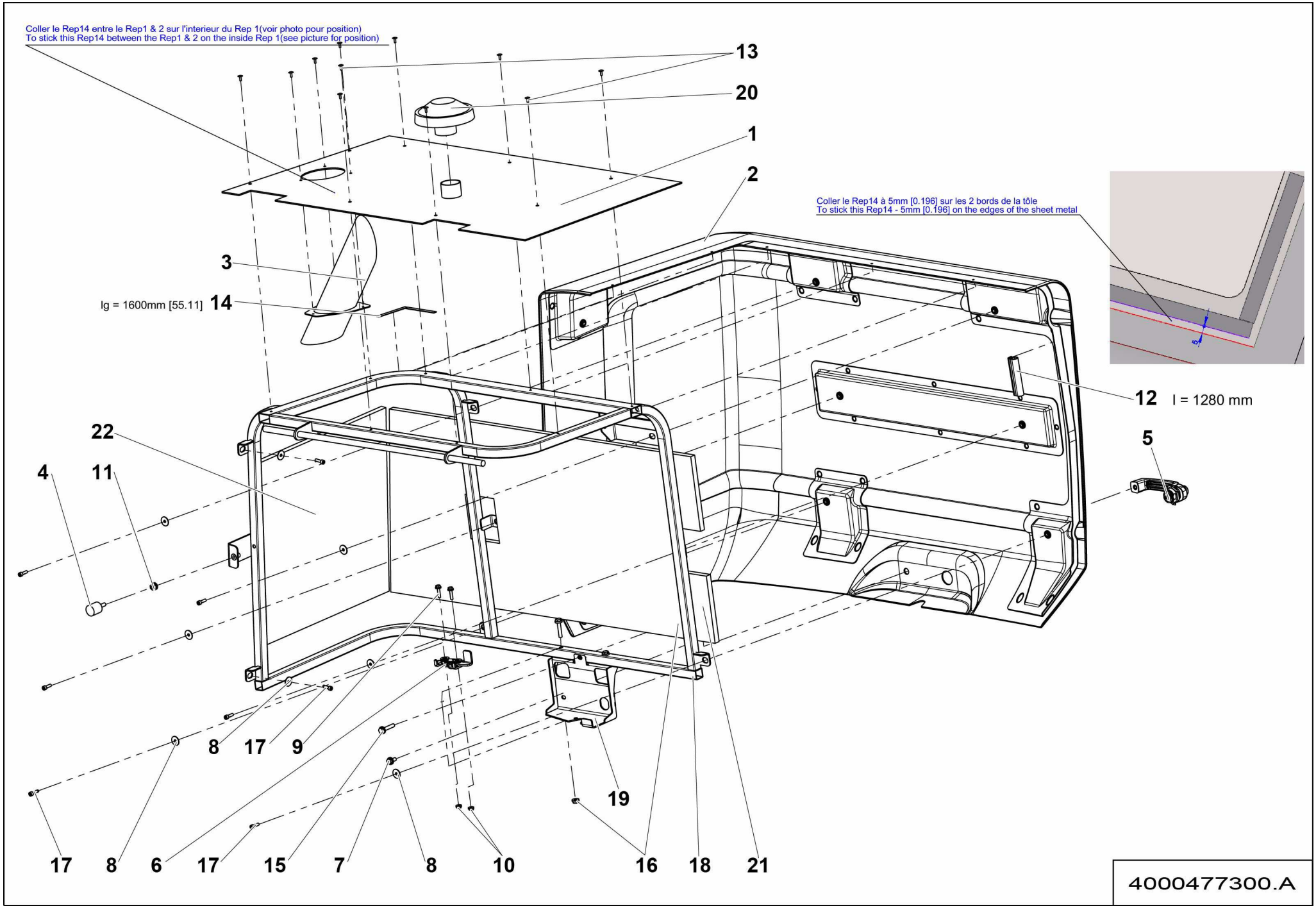
Coller le Rep14 entre le Rep1 & 2 sur l'interieur du Rep 1(voir photo pour position)
To stick this Rep14 between the Rep1 & 2 on the inside Rep 1(see picture for position)
13
20
1
2
Coller le Rep14 à 5mm [0.196] sur les 2 bords de la tôle
To stick this Rep14 - 5mm [0.196] on the edges of the sheet metal
3
lg = 1600mm [55.11]
14
12
l = 1280 mm
5
22
4
11
8
17
9
19
17
8
6
17
15
7
8
10
16
18
21
4000477300.A

▲ ENSEMBLE CAPOT MOTEUR
ENGINE COWLING ASSEMBLY

◀ H1-130.1-8 ▶

Rep.	Désignation	Designation	Specification	Qty	Code	Up to / jusqu'à
1	CAPOT TÔLE	SHEET METAL COVER		1	4000477310	
2	CAPOT MOTEUR	ENGINE HOOD		1	4000420180	
3	TÔLE DE GUIDAGE	GUIDE PLATE	ÉCHAPPEMENT / EXHAUST	1	4000134290	
4	BUTÉE CYLINDRIQUE	CYLINDRICAL STOP	M8 Ø30	1	2421906460	
5	POIGNÉE	HANDLE		1	4000099670	
6	SERRURE	LOCK	SIMPLE CLIC	1	4000133780	
7	VIS H À EMBASE	FLANGE HEAD CAP SCREW	M8X16-16 CL.8.8	1	4000099160	
8	RONDELLE PLATE	ROUND HOLE WASHER	6.4 - 24 - 1.2 - CL.8.8	8	2351124050	
9	VIS H À EMBASE	FLANGE HEAD CAP SCREW	M6X25-18 CL. 8.8	2	2700101560	
10	ÉCROU H EMBASE	HEX FLANGE NUT	M6 CL.8	2	2700200500	
11	ÉCROU EMBASE AUTOFREINÉ	FLANGE HEX LOCKNUT	M8 CL.8 ZB	1	2700200440	
12	JOINT À LÈVRE	LIPPED SEAL	S021424	1.28 M	2820308430	
13	RIVET AVEUGLE	BLIND RIVET	TAPD 510 BSLF	11	2421808290	
14	JOINT CAOUTCHOUC	RUBBER SEAL	3 X 10	1.6M	2399002990	
15	VIS H À EMBASE	FLANGE HEAD CAP SCREW	M8X40-22 CL. 8.8	3	2700101620	
16	ÉCROU H EMBASE	HEX FLANGE NUT	M8 CL.8	3	2700200300	
17	VIS CHC	SOCKET CAP SCREW	M6X20-20 CL.8.8	8	2308231490	
18	CHÂSSIS	FRAME		1	4000420170	
19	TÔLE SUPPORT	SHEET METAL SUPPORT		1	4000420310	
20	PROTECTION	PROTECTION		1	2820309250	
21	ISOLANT THERMIQUE	HEAT INSULATOR	AMC FAI	1	4000318290	
22	ISOLANT THERMIQUE	HEAT INSULATOR	AMC FAI 15MM	1	4000318300	

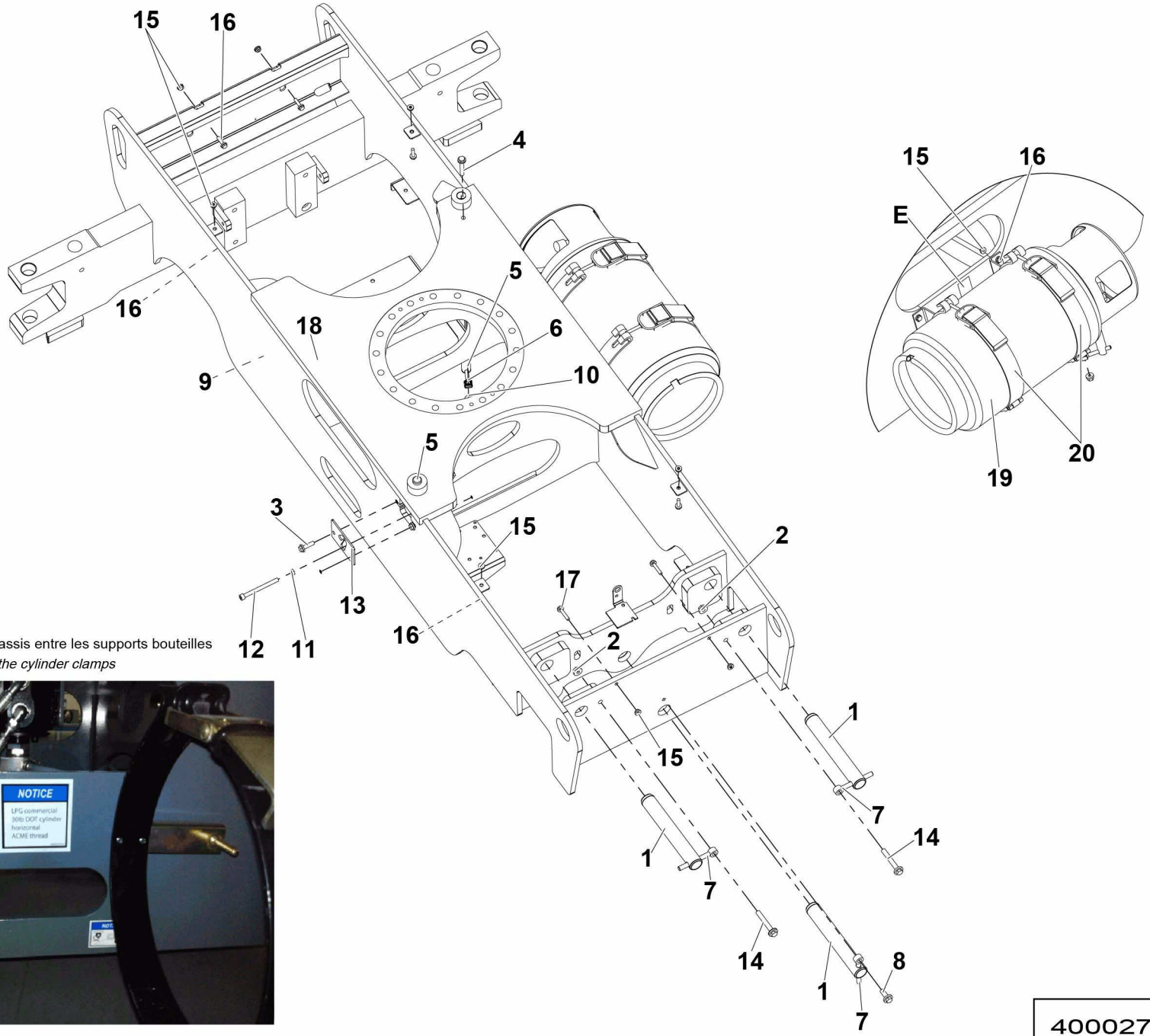

Coller l'étiquette 4000325710 sur le chassis entre les supports bouteilles

Paste the sticker 4000325710 between the cylinder clamps

4000270170.C

▲ ENSEMBLE CHÂSSIS
SUB-FRAME UNIT

HA46 RTJ O <02/2016 ◄ **H1-170F** ►

Rep.	Désignation	Designation	Specification	Qty	Code	Up to / jusqu'à
1	AXE AVEC PERÇAGE	PIN WITH DRILLING		3	166P352590	
2	ÉCROU H EMBASE	HEX FLANGE NUT	M12 CL.8	2	2700200320	
3	VIS H À EMBASE	FLANGE HEAD CAP SCREW	M10X35-26 CL. 8.8	2	2700101660	
4	VIS H À EMBASE	FLANGE HEAD CAP SCREW	M10X65-26 CL. 8.8	1	2700101690	
5	AXE DE BROCHAGE	BROACHING PIN		2	4000059070	
6	CHAPE MÂLE LISSE	CLEVIS PIN		1	149P331750	
7	CHAPE MÂLE LISSE	CLEVIS PIN	D12 X110	3	183P245960	
8	VIS H À EMBASE	FLANGE HEAD CAP SCREW	M12X30-30 CL. 8.8	1	2700101710	
9	ÉCROU H EMBASE	HEX FLANGE NUT	M10 CL.8	3	2700200310	
10	ÉCROU EMBASE AUTOFREINÉ	FLANGE HEX LOCKNUT	M10 CL.8 ZB	1	2700200450	
11	ÉCROU BAS	THIN NUT	HM M10 CL.4	2	2341222040	
12	VIS CHC	SOCKET CAP SCREW	M10X110-32 CL.8.8	1	2308232030	
13	TÔLE DE GUIDAGE	GUIDE PLATE		1	4000101320	
14	VIS H À EMBASE	FLANGE HEAD CAP SCREW	M12X80-30 CL. 8.8	2	4000098420	
15	ÉCROU H EMBASE	HEX FLANGE NUT	M8 CL.8	12	2700200300	
16	VIS H À EMBASE	FLANGE HEAD CAP SCREW	M8X30-22 CL. 8.8	10	2700101610	
17	VIS H À EMBASE	FLANGE HEAD CAP SCREW	M8X40-22 CL. 8.8	2	2700101620	
18	CHÂSSIS	SUB-FRAME		1	4000270160	
19	BOUTEILLE DE GAZ	GAS BOTTLE		1	2420211230	
20	BRIDE	FLANGE		2	2421906760	
E	ÉTIQUETTE	LABEL	LPG	1	4000325710	

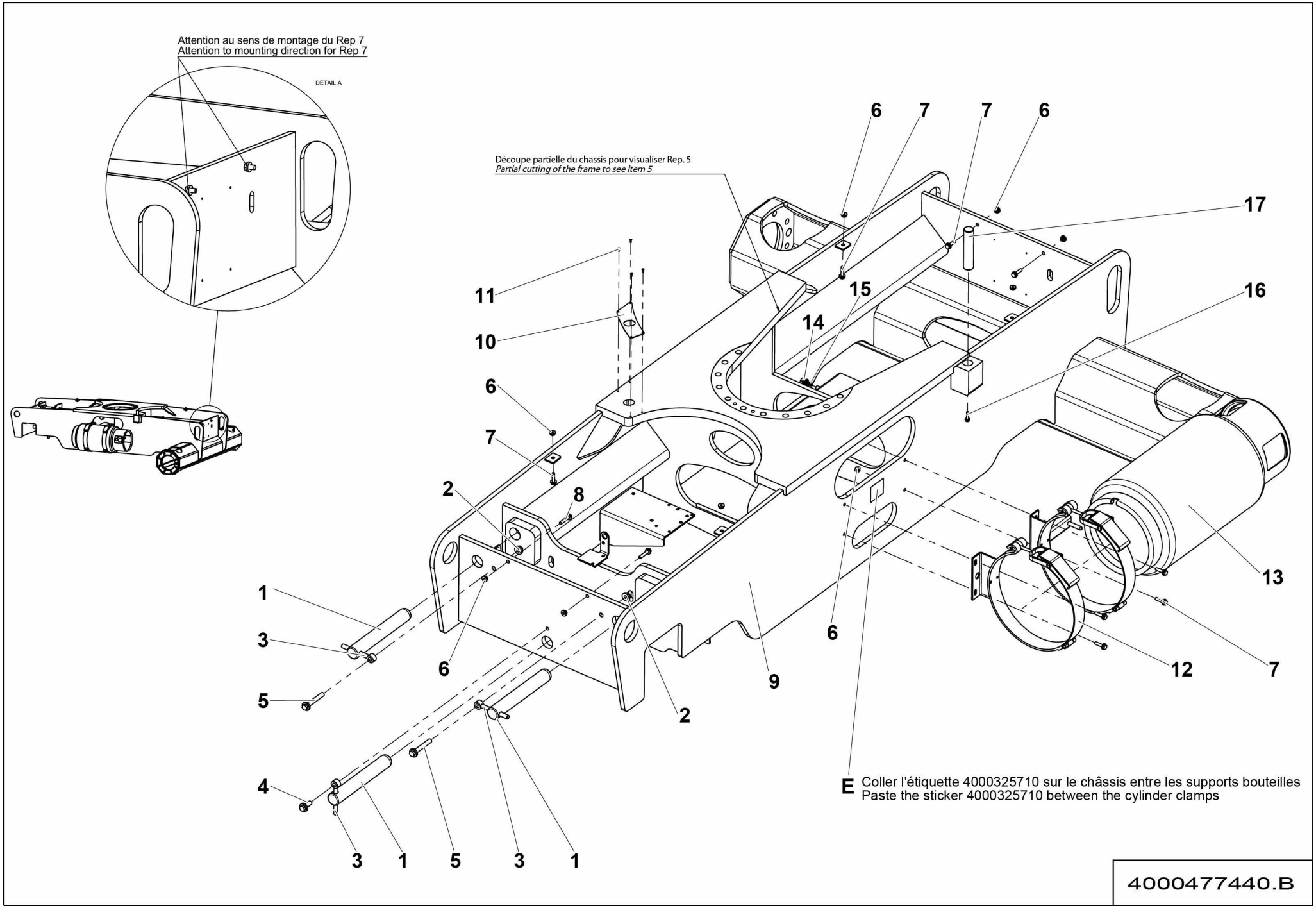
Attention au sens de montage du Rep 7
Attention to mounting direction for Rep 7
DÉTAIL A
Découpe partielle du chassis pour visualiser Rep. 5
Partial cutting of the frame to see Item 5
6
7
7
6
17
11
15
16
10
14
6
7
2
8
1
3
6
5
9
6
13
12
7
2
4
3
1
5
3
1
E
Coller l'étiquette 4000325710 sur le châssis entre les supports bouteilles
Paste the sticker 4000325710 between the cylinder clamps
4000477440.B

▲ ENSEMBLE CHÂSSIS
SUB-FRAME UNIT

HA46 RTJ O >02/2016

Rep.	Désignation	Designation	Specification	Qty	Code	Up to / jusqu'à
1	AXE AVEC PERÇAGE	PIN WITH DRILLING		3	166P352590	
2	ÉCROU H EMBASE	HEX FLANGE NUT	M12 CL.8	2	2700200320	
3	CHAPE MÂLE LISSE	CLEVIS PIN		3	183P245960	
4	VIS H À EMBASE	FLANGE HEAD CAP SCREW	M12X30-30 CL. 8.8	1	2700101710	
5	VIS H À EMBASE	FLANGE HEAD CAP SCREW	M12X80-30 CL. 8.8	2	4000098420	
6	ÉCROU H EMBASE	HEX FLANGE NUT	M8 CL.8	12	2700200300	
7	VIS H À EMBASE	FLANGE HEAD CAP SCREW	M8X30-22 CL. 8.8	10	2700101610	
8	VIS H À EMBASE	FLANGE HEAD CAP SCREW	M8X40-22 CL. 8.8	2	2700101620	
9	CHÂSSIS	SUB-FRAME	AVEC ESSIEU OSSCILANT / WITH OSCILLATING AXLE	1	4000417090	
10	TÔLE DE PROTECTION	PROTECTIVE PLATE		1	4000308020	
11	RIVET AVEUGLE	BLIND RIVET	TAPD 48 BS	4	2421803570	
12	BRIDE	FLANGE		2	2421906760	
13	BOUTEILLE DE GAZ	GAS BOTTLE		1	2420211230	
14	ÉCROU AUTOFREINÉ	HEX LOCKNUT		1	4000477350	
15	RONDELLE ÉLASTIQUE	SPRING WASHER	CS M 10 INOX	2	4000477360	
16	VIS H À EMBASE	FLANGE HEAD CAP SCREW	M6X25-18 CL. 8.8	1	2700101560	
17	AXE DE BROCHAGE	BROACHING PIN		1	4000480670	
E	ÉTIQUETTE	LABEL	LPG	1	4000325710	

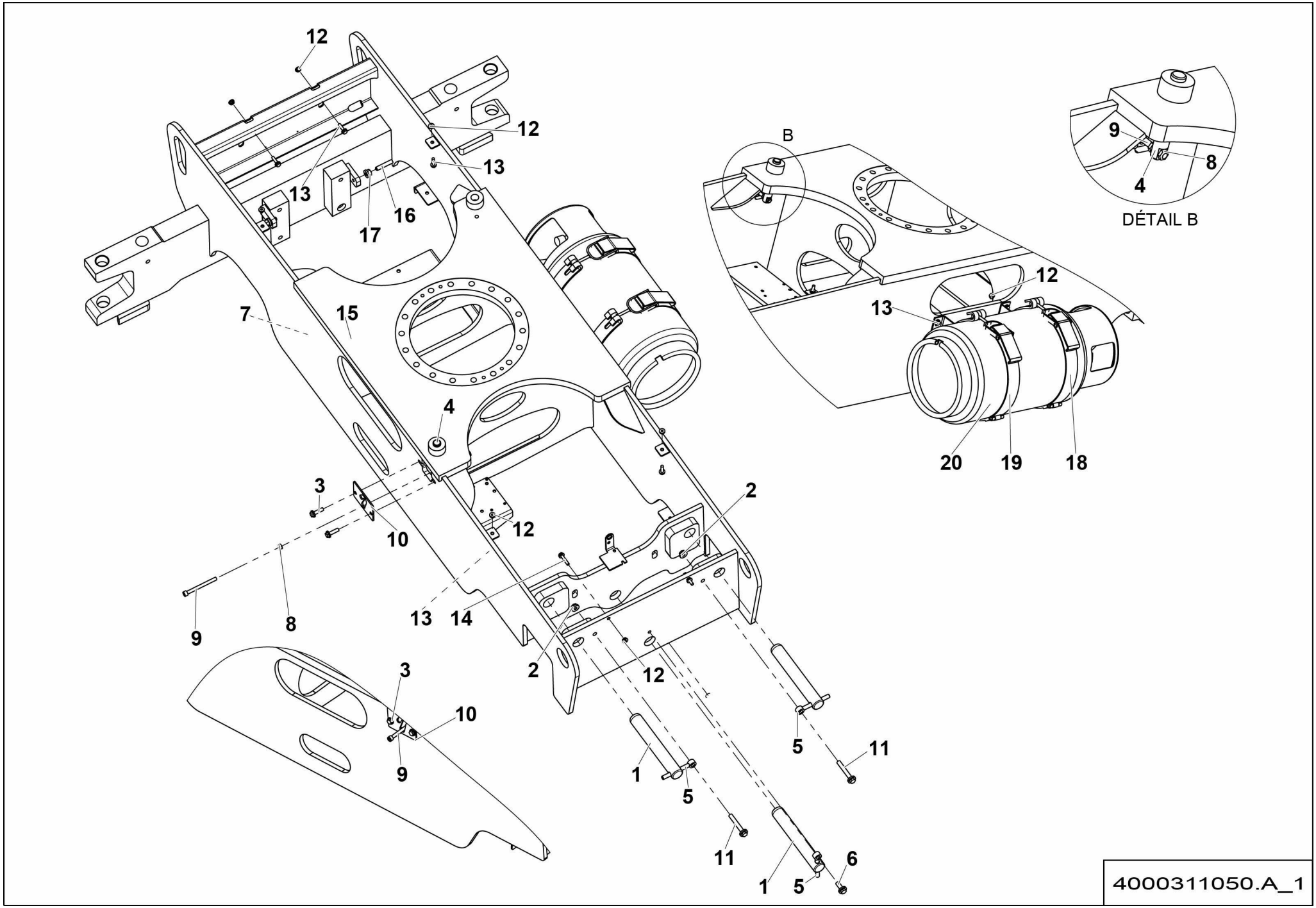
12
12
13
13
16
17
7
15
4
3
10
12
2
9
8
13
14
2
12
3
10
9
1
5
5
11
11
1
5
6
B
12
13
20
19
18
9
8
4
DÉTAIL B
4000311050.A_1

▲ ENSEMBLE CHÂSSIS / SUB-FRAME UNIT — HA46 RTJ PRO <02/2016 — ◄ H1-170G ►

Rep.	Désignation	Designation	Specification	Qty	Code	Up to / jusqu'à
1	AXE AVEC PERÇAGE	PIN WITH DRILLING		3	166P352590	
2	ÉCROU H EMBASE	HEX FLANGE NUT	M12 CL.8	2	2700200320	
3	VIS H À EMBASE	FLANGE HEAD CAP SCREW	M10X35-26 CL. 8.8	2	2700101660	
4	AXE DE BROCHAGE	BROACHING PIN		2	4000059070	
5	CHAPE MÂLE LISSE	CLEVIS PIN	D12 X110	3	183P245960	
6	VIS H À EMBASE	FLANGE HEAD CAP SCREW	M12X30-30 CL. 8.8	1	2700101710	
7	ÉCROU H EMBASE	HEX FLANGE NUT	M10 CL.8	3	2700200310	
8	ÉCROU BAS	THIN NUT	HM M10 CL.4	2	2341222040	
9	VIS CHC	SOCKET CAP SCREW	M10X110-32 CL.8.8	1	2308232030	
10	TÔLE DE GUIDAGE	GUIDE PLATE		1	4000101320	
11	VIS H À EMBASE	FLANGE HEAD CAP SCREW	M12X80-30 CL. 8.8	2	4000098420	
12	ÉCROU H EMBASE	HEX FLANGE NUT	M8 CL.8	11	2700200300	
13	VIS H À EMBASE	FLANGE HEAD CAP SCREW	M8X30-22 CL. 8.8	10	2700101610	
14	VIS H À EMBASE	FLANGE HEAD CAP SCREW	M8X40-22 CL. 8.8	2	2700101620	
15	CHASSIS	SUB-FRAME		1	4000270160	
16	VIS STHC BOUT PLAT	SCREW STHC FLAT POINT	M12X60	2	2316131180	
17	ÉCROU EMBASE AUTOFREINÉ	FLANGE HEX LOCKNUT	M12 CL.8 ZB	2	2700200460	
18	BRIDE	FLANGE		2	2421906760	
20	BOUTEILLE DE GAZ	GAS BOTTLE		1	2420211230	

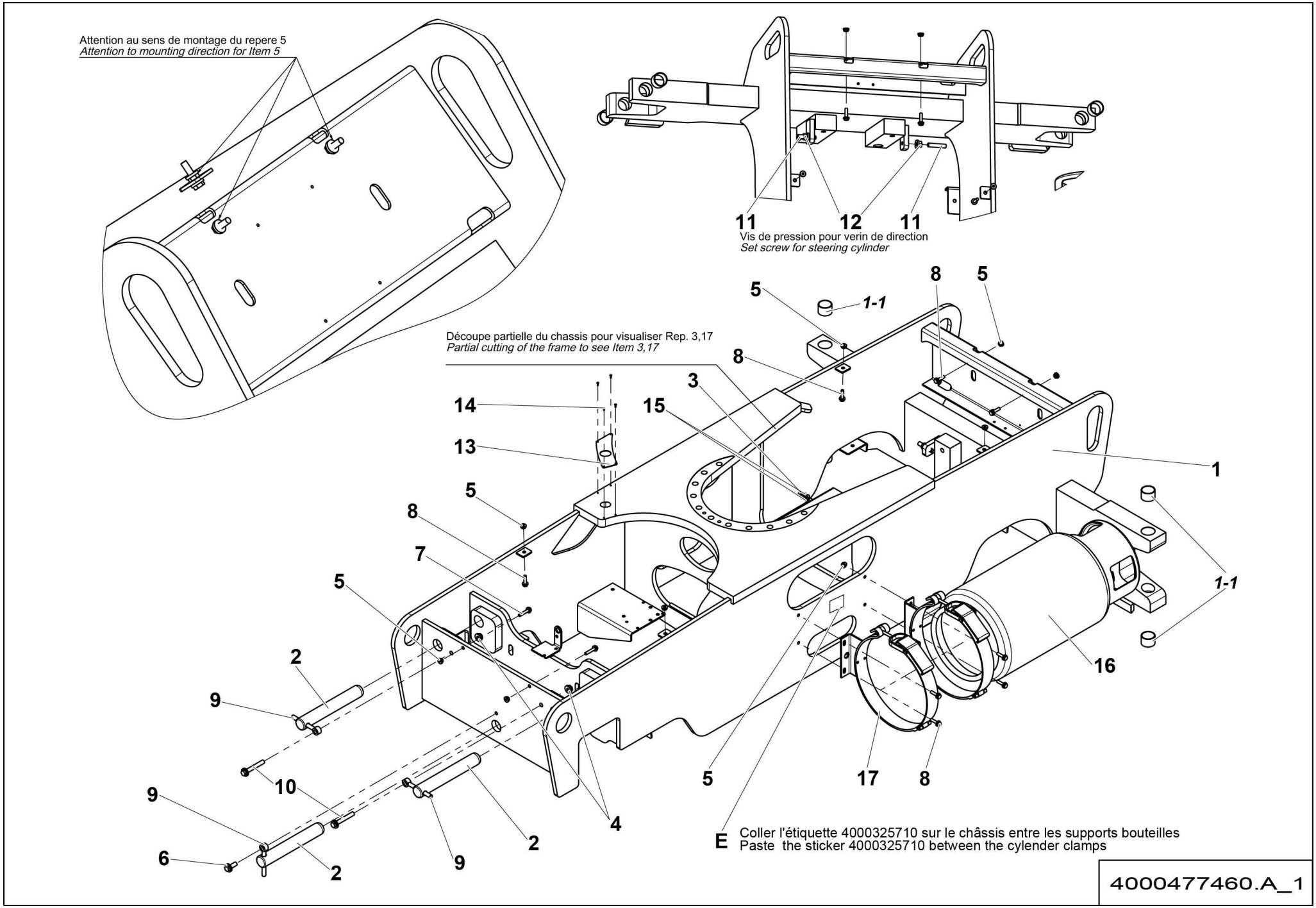
Attention au sens de montage du repere 5
Attention to mounting direction for Item 5
11
12
11
Vis de pression pour verin de direction
Set screw for steering cylinder
Découpe partielle du chassis pour visualiser Rep. 3,17
Partial cutting of the frame to see Item 3,17
1-1
1-1
E
Coller l'étiquette 4000325710 sur le châssis entre les supports bouteilles
Paste the sticker 4000325710 between the cylender clamps
4000477460.A_1

ENSEMBLE CHÂSSIS
SUB-FRAME UNIT

HA46 RTJ PRO >02/2016

H1-170G.1

Rep.	Désignation	Designation	Specification	Qty	Code	Up to / jusqu'à
1	CHÂSSIS	SUB-FRAME	4WS	1	4000474480	
1-1	*BAGUE ALVEOLÉE POLYMÈRE*	*INDENTS POLYMER BEARING*	*S5717 404430*	*4*	*2390150450*	
2	AXE AVEC PERÇAGE	PIN WITH DRILLING		3	166P352590	
3	ÉCROU AUTOFREINÉ	HEX LOCKNUT		1	4000477350	
4	ÉCROU H EMBASE	HEX FLANGE NUT	M12 CL.8	2	2700200320	
5	ÉCROU H EMBASE	HEX FLANGE NUT	M8 CL.8	8	2700200300	
6	VIS H À EMBASE	FLANGE HEAD CAP SCREW	M12X30-30 CL. 8.8	1	2700101710	
7	VIS H À EMBASE	FLANGE HEAD CAP SCREW	M8X40-22 CL. 8.8	2	2700101620	
8	VIS H À EMBASE	FLANGE HEAD CAP SCREW	M8X30-22 CL. 8.8	6	2700101610	
9	CHAPE MÂLE LISSE	CLEVIS PIN	D12 X110	3	183P245960	
10	VIS H À EMBASE	FLANGE HEAD CAP SCREW	M12X80-30 CL. 8.8	2	4000098420	
11	VIS STHC BOUT PLAT	SCREW STHC FLAT POINT	M12X60	2	2316131180	
12	ÉCROU EMBASE AUTOFREINÉ	FLANGE HEX LOCKNUT	M12 CL.8 ZB	2	2700200460	
13	TÔLE DE PROTECTION	PROTECTIVE PLATE		1	4000308020	
14	RIVET AVEUGLE	BLIND RIVET	TAPD 48 BS	4	2421803570	
15	RONDELLE ÉLASTIQUE	SPRING WASHER	CS M 10 INOX	2	4000477360	
16	BOUTEILLE DE GAZ	GAS BOTTLE		1	2420211230	
17	BRIDE	FLANGE		2	2421906760	
E	ÉTIQUETTE	LABEL	LPG	1	4000325710	

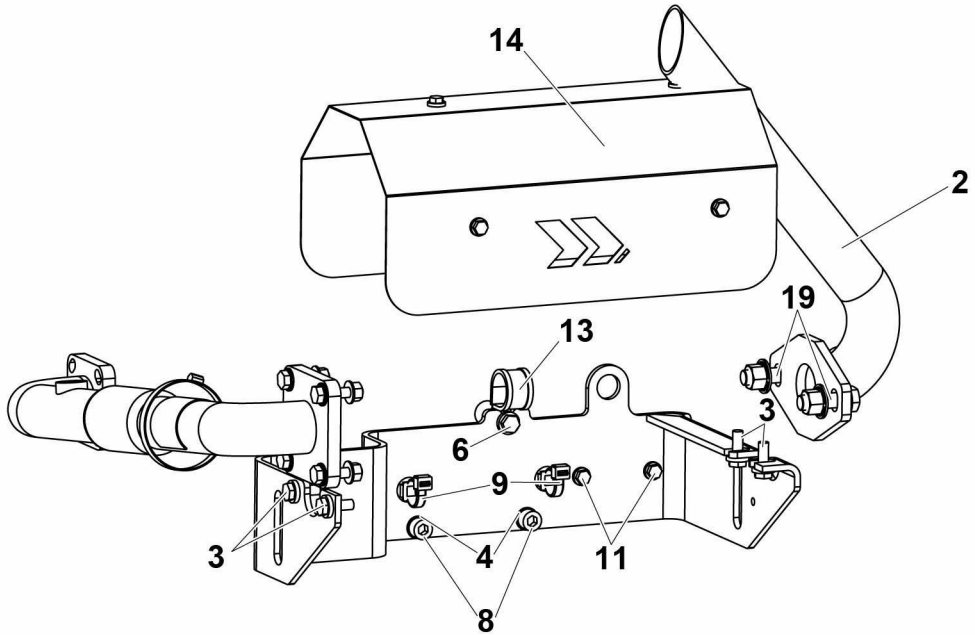

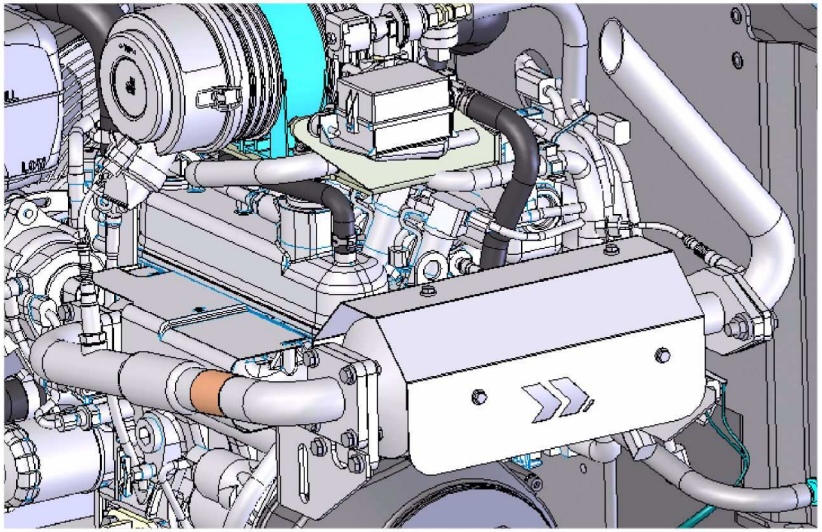

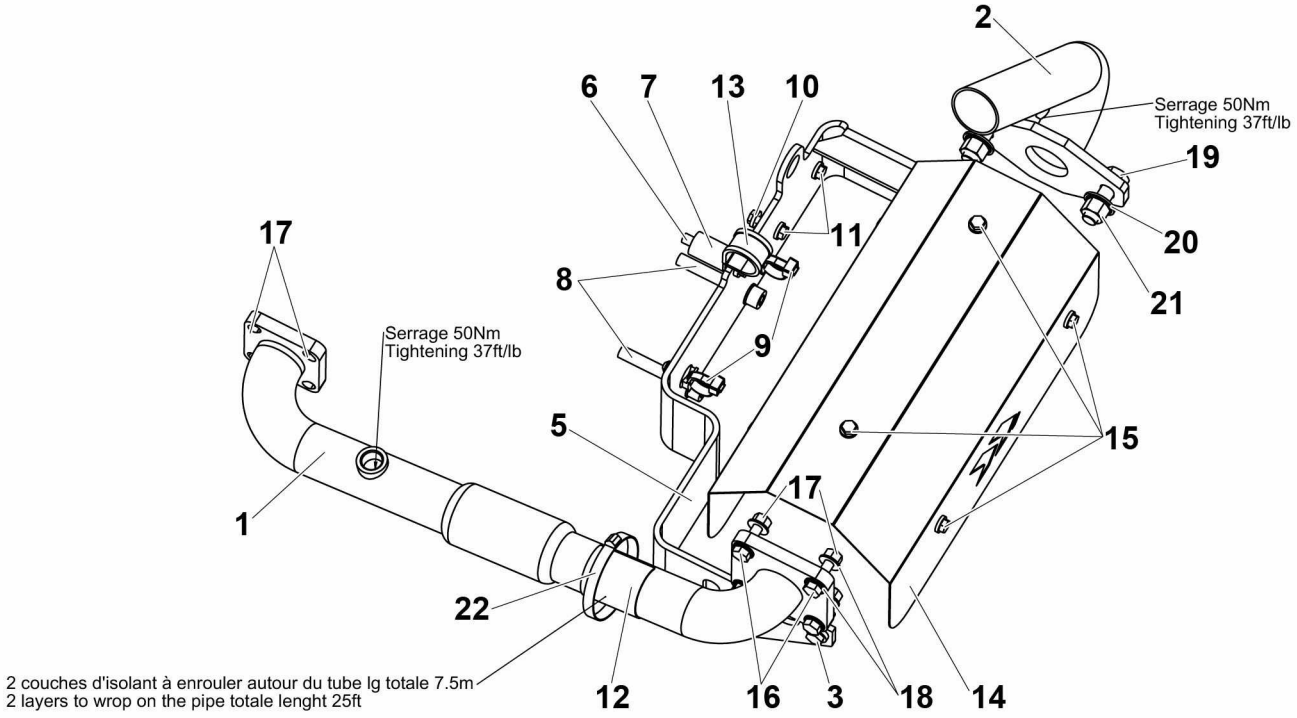

4000242960.F

▲ ENSEMBLE ÉCHAPPEMENT
EXHAUST ASSEMBLY

Rep.	Désignation	Designation	Specification	Qty	Code	Up to / jusqu'à
1	RALLONGE POT ÉCHAPPEMENT	EXHAUST PIPE EXTENSION		1	4000226910	
2	RALLONGE POT ÉCHAPPEMENT	EXHAUST PIPE EXTENSION		1	4000226930	
3	VIS H À EMBASE	FLANGE HEAD CAP SCREW	M8X20-20 CL. 8.8	4	4000030180	
4	RONDELLE DENT EXTÉRIEUR	OVERLAP TOOTH WASHER	10.5 - 18 - 1.4 - CL.8.8	2	2351301110	
5	KIT ÉCHAPPEMENT	EXHAUST KIT		1	4000226920	
6	VIS H À EMBASE	FLANGE HEAD CAP SCREW	M8X50-22 CL. 8.8	1	2700102080	
7	TOLE ENTRETOISE	SPACER PLATE		1	4000075430	
8	VIS CHC	SOCKET CAP SCREW	M10X65-65 P1.25 CL.12.9	2	2700102190	
9	SERRE CABLE	WIRE CLAMP		2	4000137070	
10	ÉCROU H EMBASE	HEX FLANGE NUT	M6 CL.8	2	2700200500	
11	VIS H À EMBASE	FLANGE HEAD CAP SCREW	M6X25-18 CL. 8.8	2	2700101560	
12	ISOLANT THERMIQUE	HEAT INSULATION		7.5M	4000313750	
13	COLLIER DE SERRAGE	TIGHTENING COLLAR	DIA27 X 20	1	2700300390	
14	TOLE DE PROTECTION	PROTECTIVE PLATE		1	4000318390	
15	VIS H À EMBASE	FLANGE HEAD CAP SCREW	M6X10-10 CL. 8.8	6	4000059270	
16	VIS H	CAP SCREW	M8X35-35 CL.8.8	4	2331235460	
17	ÉCROU AUTOFREINÉ	HEX LOCKNUT	M8 INOX CL.80	4	4000421020	
18	RONDELLE ÉLASTIQUE	SPRING WASHER		8	4000421050	
19	VIS H	CAP SCREW	M12X40-40 INOX CL.80	2	4000420990	
20	RONDELLE ÉLASTIQUE	SPRING WASHER	CS M 12 INOX	4	4000421060	
21	ÉCROU AUTOFREINÉ	HEX LOCKNUT	M12 INOX CL.80	2	4000421030	
22	COLLIER DE SERRAGE	TIGHTENING COLLAR	Ø50-70 X 9 ZB	1	2700300620	

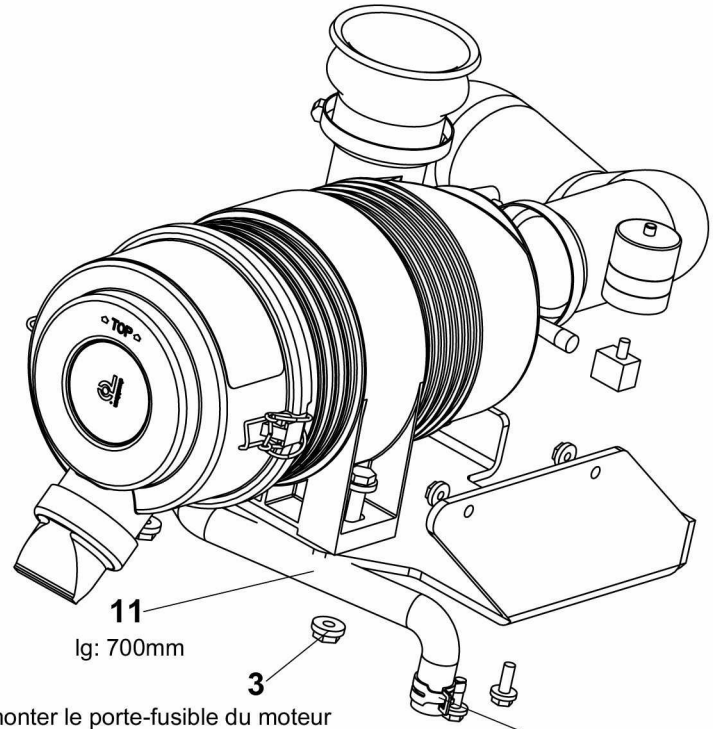

Démonter le porte-fusible du moteur
Fixer le support du filtre à air en lieu et place
Revisser le porte-fusible sur le support de filtre à air
Un collier du faisceau est à enlever

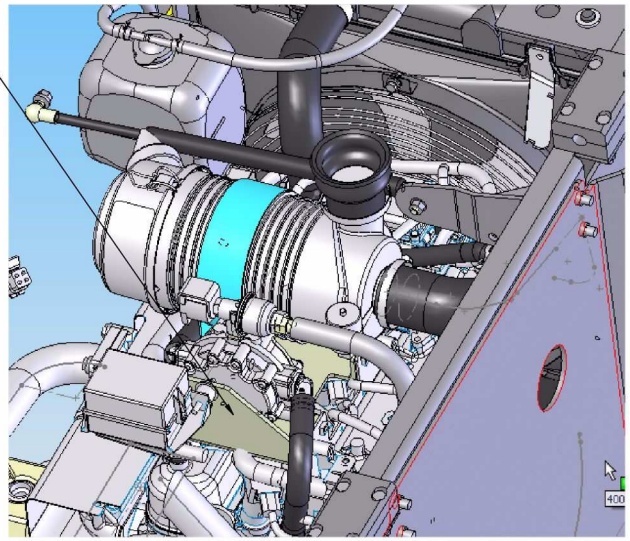

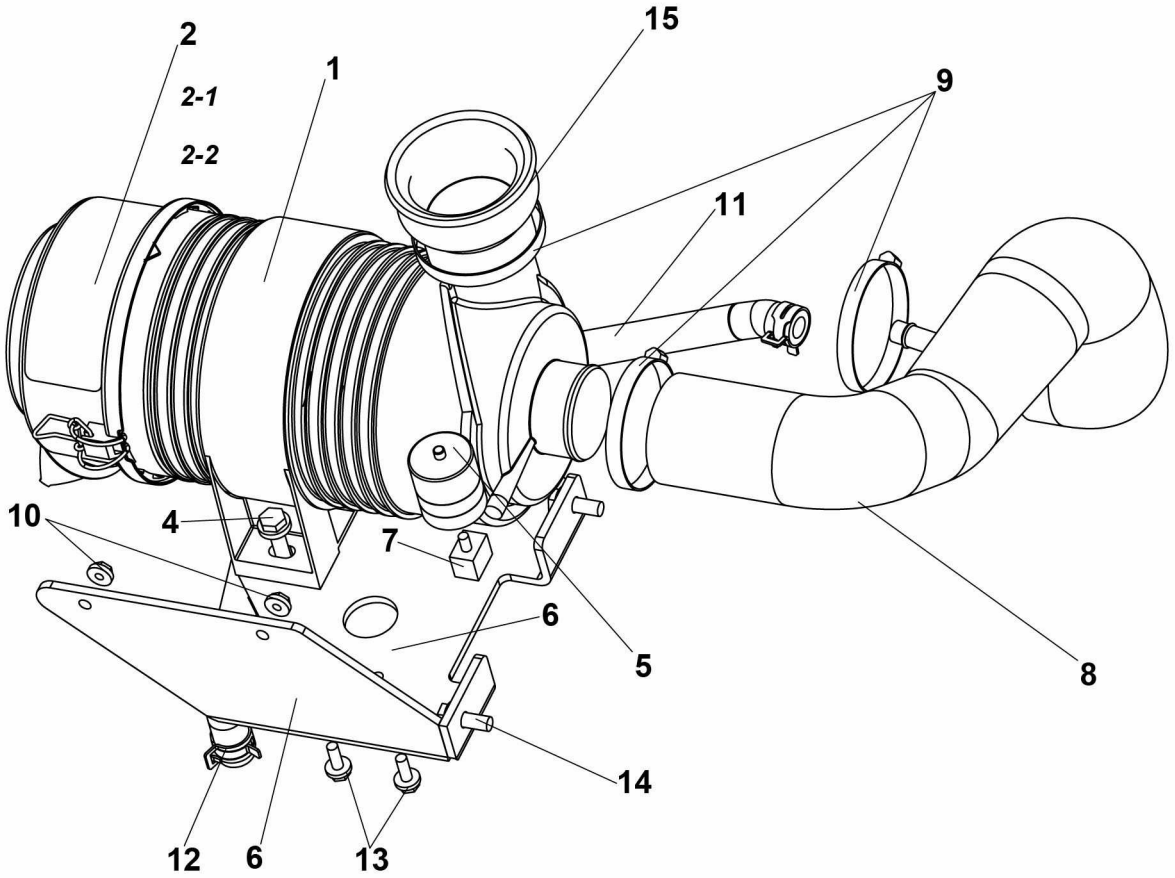

4000228820.C_1

▲ ENSEMBLE FILTRE À AIR
AIR FILTER ASSEMBLY

◀ H1-355 ▶

Rep.	Désignation	Designation	Specification	Qty	Code	Up to / jusqu'à
1	BRIDE	FLANGE		1	4000044560	
2	FILTRE À AIR	AIR FILTER		1	4000044550	
2-1	CARTOUCHE PRIMAIRE	PRIMARY CARTRIDGE		1	4000211710	
2-2	CARTOUCHE SECONDAIRE	SECONDARY CARTRIDGE		1	4000211720	
3	ÉCROU H EMBASE	HEX FLANGE NUT	M8 CL.8	2	2700200300	
4	VIS H À EMBASE	FLANGE HEAD CAP SCREW	M8X30-22 CL. 8.8	2	2700101610	
5	INDICA. COLMATAGE AIR	AIR CLOGGING INDICATOR		1	4000018000	
6	TÔLE SUPPORT	SHEET METAL SUPPORT	FILTRE AIR WG1605	1	4000226870	
7	INDICA. COLMATAGE AIR	AIR CLOGGING INDICATOR		1	4000228470	
8	DURITE AIR	AIR HOSE		1	4000270920	
9	COLLIER DE SERRAGE	TIGHTENING COLLAR	Ø50-70 X 9 ZB	3	2700300620	
10	ÉCROU H EMBASE	HEX FLANGE NUT	M6 CL.8	2	2700200500	
11	DURITE	HOSE		0.7M	4000271840	
12	COLLIER DE SERRAGE	TIGHTENING COLLAR		2	4000105170	
13	VIS H À EMBASE	FLANGE HEAD CAP SCREW	M6X16-16 CL. 8.8	2	2700102090	
14	VIS H À EMBASE	FLANGE HEAD CAP SCREW	M8X20-20 CL. 8.8	2	4000030180	
15	DURITE AIR	AIR HOSE		1	4000315980	

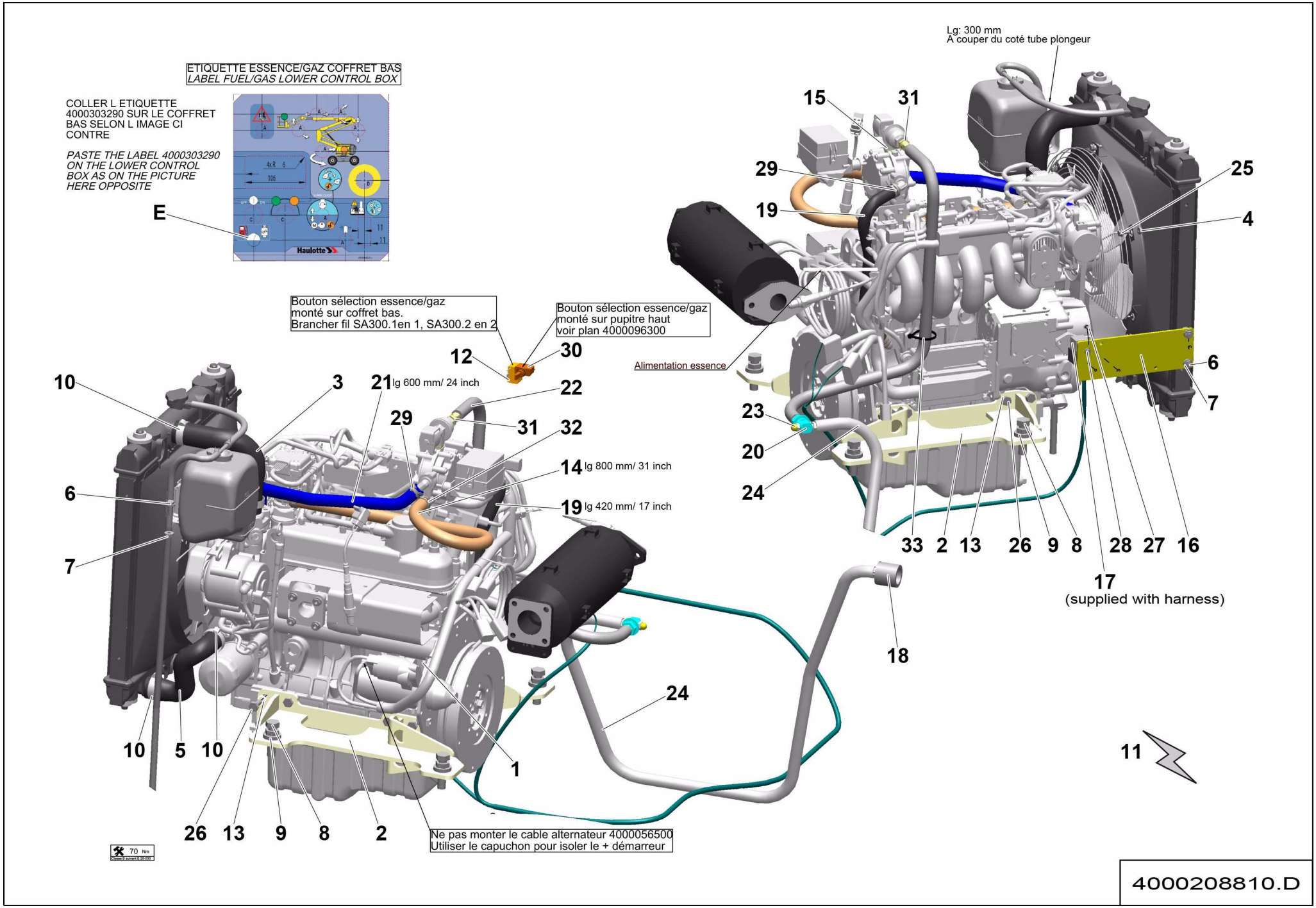
ETIQUETTE ESSENCE/GAZ COFFRET BAS
LABEL FUEL/GAS LOWER CONTROL BOX
COLLER L ETIQUETTE 4000303290 SUR LE COFFRET BAS SELON L IMAGE CI CONTRE
PASTE THE LABEL 4000303290 ON THE LOWER CONTROL BOX AS ON THE PICTURE HERE OPPOSITE
E
Haulotte
Lg: 300 mm
A couper du coté tube plongeur
Bouton sélection essence/gaz monté sur coffret bas. Brancher fil SA300.1en 1, SA300.2 en 2
Bouton sélection essence/gaz monté sur pupitre haut voir plan 4000096300
Alimentation essence
lg 600 mm/ 24 inch
lg 800 mm/ 31 inch
lg 420 mm/ 17 inch
17 (supplied with harness)
Ne pas monter le cable alternateur 4000056500
Utiliser le capuchon pour isoler le + démarreur
70 Nm
4000208810.D

▲ ENSEMBLE MOTEUR
MOTOR ASSEMBLY

◀ H1-450 1/2 ▶

Rep.	Désignation	Designation	Specification	Qty	Code	Up to / jusqu'à
1	**MOTEUR ESSENCE GAZ**	**PETROL GAS MOTOR**	**KIT**	**1**	**4000208780**	**SEE DETAILS**
2	TÔLE SUPPORT	SHEET METAL SUPPORT		2	4000075590	
3	DURITE RADIATEUR	HOSE RADIATOR		1	4000075610	
4	ÉCROU H EMBASE	HEX FLANGE NUT	M6 CL.8	4	2700200500	
5	DURITE RADIATEUR	HOSE RADIATOR		1	4000075620	
6	VIS H À EMBASE	FLANGE HEAD CAP SCREW	M8X20-20 CL. 8.8	4	4000030180	
7	ÉCROU H EMBASE	HEX FLANGE NUT	M8 CL.8	4	2700200300	
8	VIS H	CAP SCREW	M16X60-60 CL.8.8	4	2331232320	
9	ÉCROU H EMBASE	HEX FLANGE NUT	M16 CL.8	4	2700200330	
10	COLLIER DE SERRAGE	TIGHTENING COLLAR	Ø25-45 X 14 ZB	4	2381401040	
11	**FAISCEAU**	**LOOM**		**1**	**4000228450**	**SEE DETAILS**
12	BOUTON 2 POSITIONS	2 POSITIONS KNOB		1	2440901650	
13	RONDELLE PLATE	FLAT WASHER		16	2700500210	
14	DURITE	HOSE		0.8M	4000245650	
15	RACCORD	FITTING		2	4000303380	
16	TÔLE SUPPORT	SHEET METAL SUPPORT		1	4000049300	
17	RELAIS	RELAY	24V	1	2441801730	
18	ADAPTATEUR	ADAPTOR		1	4000244920	
19	DURITE	HOSE	DAIM 16	0.42M	4000275780	
20	RACCORD	FITTING		1	2369111700	
21	DURITE	HOSE		1	4000314760	
22	SOUPAPE	VALVE		1	4000314940	
23	DURITE	HOSE		1	4000314670	
24	VIS H À EMBASE	FLANGE HEAD CAP SCREW	M6X16-16 CL. 8.8	4	2700102090	
25	VIS H	CAP SCREW	M10X25-25 P1.25 CL.10.9	16	2700102200	
26	VIS H	CAP SCREW	M5X20-16 CL.8.8	1	2331231220	

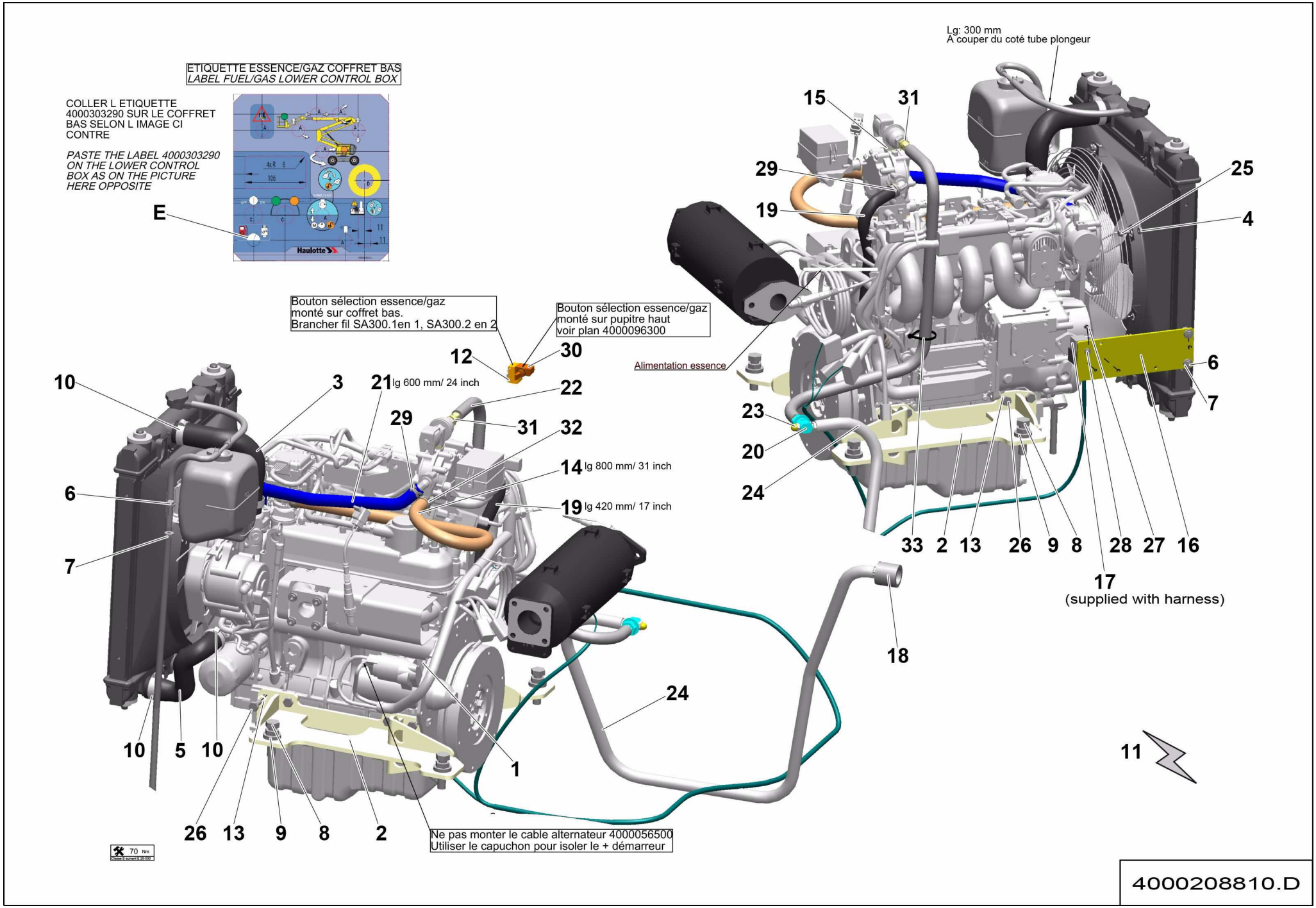
ETIQUETTE ESSENCE/GAZ COFFRET BAS
LABEL FUEL/GAS LOWER CONTROL BOX
COLLER L ETIQUETTE 4000303290 SUR LE COFFRET BAS SELON L IMAGE CI CONTRE
PASTE THE LABEL 4000303290 ON THE LOWER CONTROL BOX AS ON THE PICTURE HERE OPPOSITE
E
Haulotte
Lg: 300 mm
A couper du coté tube plongeur
Bouton sélection essence/gaz monté sur coffret bas. Brancher fil SA300.1en 1, SA300.2 en 2
Bouton sélection essence/gaz monté sur pupitre haut voir plan 4000096300
Alimentation essence
lg 600 mm/ 24 inch
lg 800 mm/ 31 inch
lg 420 mm/ 17 inch
17 (supplied with harness)
Ne pas monter le cable alternateur 4000056500
Utiliser le capuchon pour isoler le + démarreur
70 Nm
4000208810.D

▲ ENSEMBLE MOTEUR
MOTOR ASSEMBLY

Rep.	Désignation	Designation	Specification	Qty	Code	Up to / jusqu'à
27	VIS H	CAP SCREW	M5X20-16 CL.8.8	1	2331231220	
28	ÉCROU EMBASE AUTOFREINÉ	FLANGE HEX LOCKNUT	M5 CL.8 ZB	1	2700200420	
29	COLLIER DE SERRAGE	TIGHTENING COLLAR		4	4000316750	
30	ENSEMBLE ÉLECTRICITÉ	POWER SUPPLY SECTION		1	4000227400	
31	RACCORD	FITTING	1-4 NPT 3-8 MM	1	4000355480	
32	COLLIER DE SERRAGE	COLLIER DE SERRAGE	CTC 12 26	2	4000316590	
33	COLLIER POLYAMIDE	PA FASTENER	180X6 NOIR / BLACK	1	2389002870	
E	ÉTIQUETTE	LABEL	ESSENCE-GAZ / DUAL FUEL	1	4000303290	

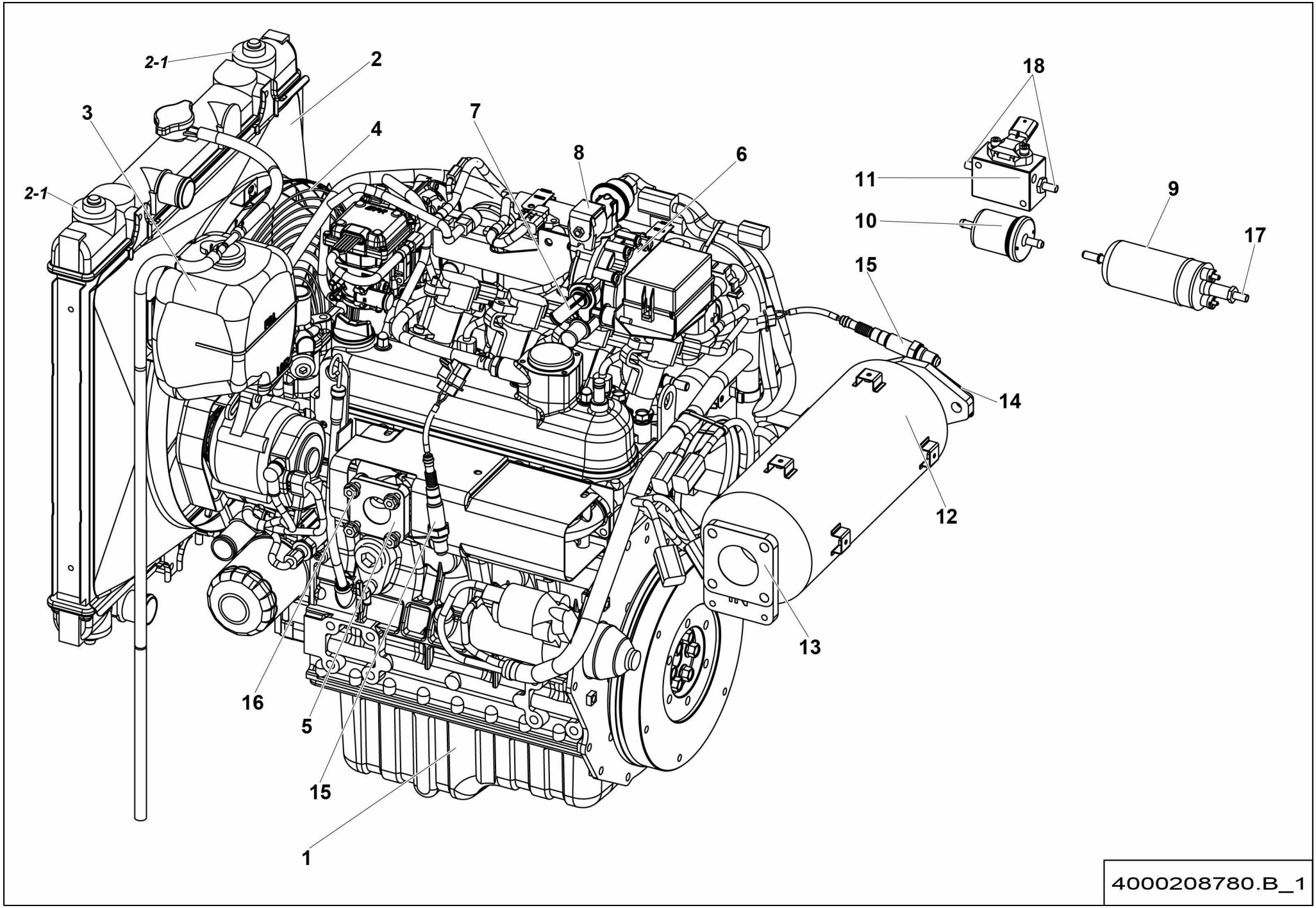
2-1
2
3
4
7
8
6
18
11
9
10
17
2-1
15
14
12
13
16
5
15
1
4000208780.B_1

ENSEMBLE MOTEUR
MOTOR ASSEMBLY

H1-450-1

Rep.	Désignation	Designation	Specification	Qty	Code	Up to / jusqu'à
1	**MOTEUR ESSENCE GAZ**	**PETROL GAS MOTOR**	**WG 1605**	**1**	**4000208650**	**SEE DETAILS**
2	KIT RADIATEUR	RADIATOR KIT		1	4000054050	
2-1	*AMORTISSEUR DE VIBRATION*	*VIBRATION DAMPER*		*4*	*2820309290*	
3	VASE EXPANSION	EXPANSION CHAMBER		1	4000053060	
4	GRILLE DE PROTECTION RADIATEUR	RADIATOR PROTECTION		1	2324008190	
5	JOINT ÉCHAPPEMENT	EXHAUST GASKET		1	4000075000	
6	VAPORISATEUR	VAPORIZER		1	4000208760	
7	TUBE CONNECTION VAPORISATEUR	VAPORIZER CONNECTION TUBE		2	4000208770	
8	ÉLECTROVALVE	SOLENOID VALVE	LOCK OFF	1	4000208690	
9	POMPE A ESSENCE	PETROL PUMP		1	4000208660	
10	FILTRE ESSENCE	PETROL FILTER		1	4000208670	
11	RÉGULATEUR PRESSION ESSENCE	PETROL PRESSURE REGULATOR		1	4000208730	
12	POT D'ÉCHAPPEMENT	EXHAUST PIPE		1	4000226900	
13	JOINT POT D'ÉCHAPPEMENT	MUFFLER GASKET		1	4000243850	
14	JOINT SORTIE POT D'ÉCHAPPEMENT	MUFFLER EXHAUST GASKET		1	4000243860	
15	SONDE LAMBDA	LAMBDA SENSOR		2	4000208680	
16	ÉCROU	NUT	M8 INOX	4	4000478940	
17	RACCORD	FITTING	M10 1 8MM	1	4000478960	
18	RACCORD	FITTING	SAE6 8MM	2	4000478990	

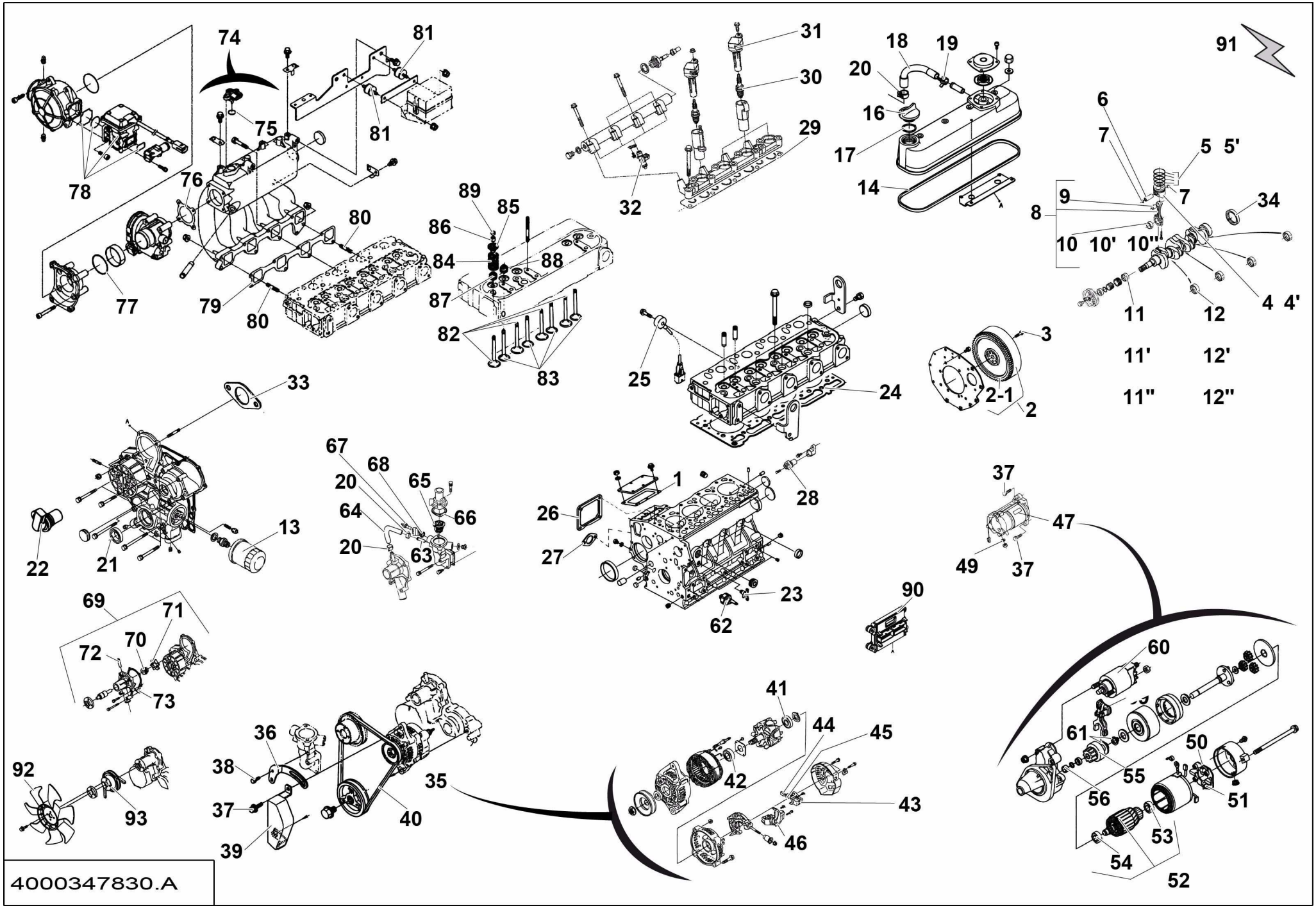
74
81
81
75
78
76
77
79
80
80
31
30
29
32
18
19
20
16
17
14
91
6
7
5 5'
9
7
34
8
10 10' 10''
4 4'
11
12
11'
12'
11''
12''
89
85
86
84
88
87
82
83
25
24
3
2-1
2
33
22
21
13
67
68
20
65
64
66
20
63
1
26
28
27
23
62
37
47
49
37
69
71
70
72
73
90
60
41
44
45
61
50
55
56
51
53
54
52
92
93
36
38
37
39
40
35
42
43
46
4000347830.A

▲ MOTEUR ESSENCE GAZ
PETROL GAS MOTOR

Rep.	Désignation	Designation	Specification	Qty	Code	Up to / jusqu'à
1	JOINT PLAT	GASKET		1	4000347840	
2	COURONNE	RING		1	4000210010	
2-1	COURONNE	RING		1	4000347850	
3	VIS SPECIFIQUE	SPECIAL SCREWS		6	4000210020	
4	PISTON	PISTON	STD	4	4000347860	
4'	PISTON	PISTON	+0.50mm	4	4000347870	
5	SEGMENT	RING	+0.50mm	4	4000347880	
5'	SEGMENT	RING	STD	4	4000347890	
6	AXE	PIN		4	4000209890	
7	COLLIER DE SERRAGE	CLAMP - HANGERS		8	4000209900	
8	BIELLE	CONNECTING ROD		4	4000209920	
9	BAGUE DE GUIDAGE	GUIDE RING		4	4000209930	
10	COUSSINET	BEARING BUSH	STD	4	4000209960	
10'	COUSSINET	BEARING BUSH	-0.20mm	4	4000347920	
10''	COUSSINET	BEARING BUSH	-0.40mm	4	4000347930	
11	COUSSINET	BEARING BUSH		1	4000347940	
11'	COUSSINET	BEARING BUSH		1	4000347950	
11''	COUSSINET	BEARING BUSH		1	4000347960	
12	COUSSINET	BEARING BUSH		3	4000347970	
12'	COUSSINET	BEARING BUSH		3	4000347980	
12''	COUSSINET	BEARING BUSH		3	4000347990	
13	FILTRE À HUILE	OIL FILTER		1	4000007250	
14	JOINT PLAT	GASKET		1	4000209650	
15	JOINT PLAT	GASKET		2	4000348000	
16	BOUCHON DE REMPLISSAGE	FILLER CAP		1	4000010240	
17	JOINT TORIQUE	O-RING		1	4000209690	

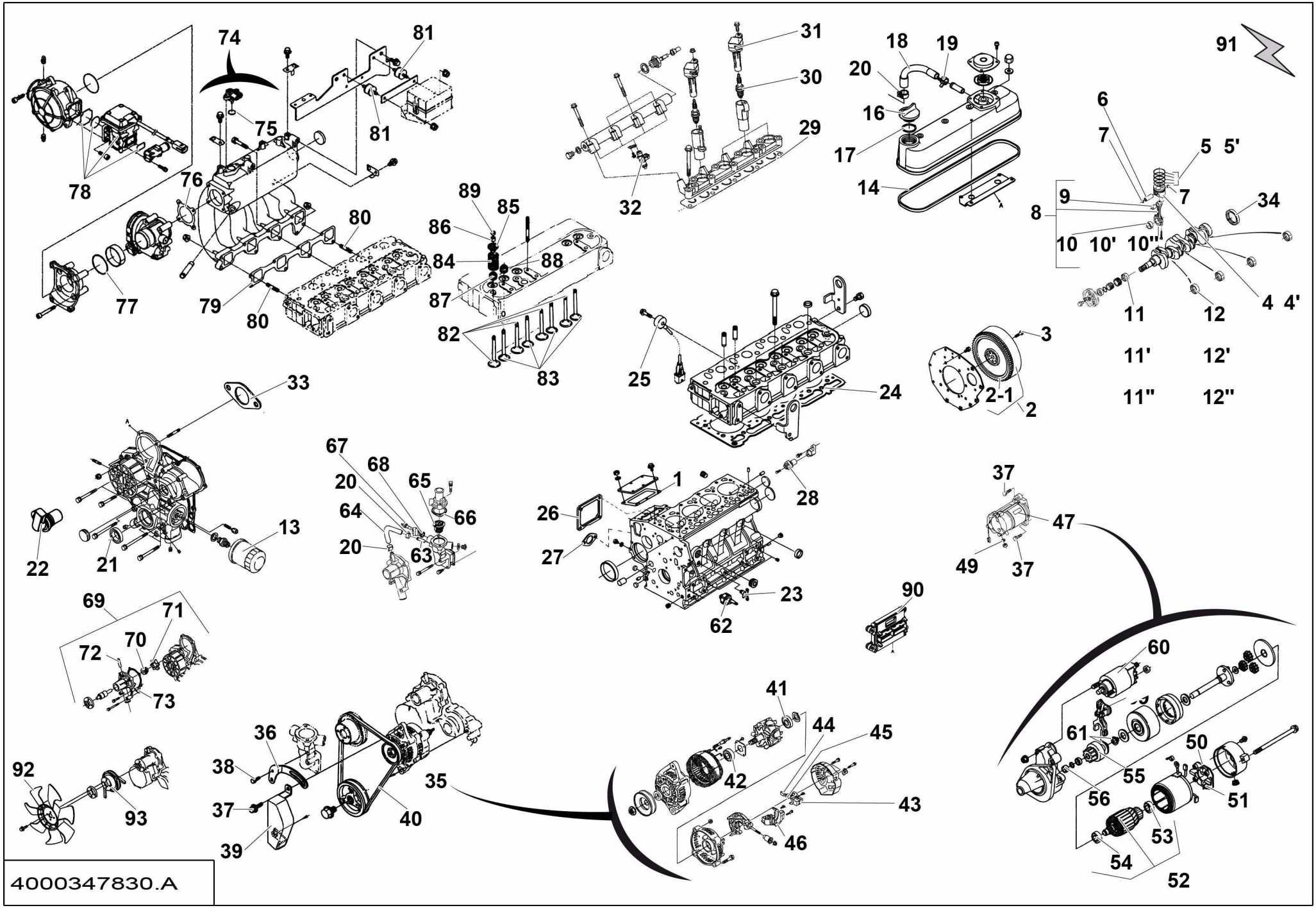
74
81
81
75
78
76
77
79
80
80
31
30
29
32
18
19
20
16
17
14
91
6
7
5 5'
9
7
34
8
10 10' 10''
4 4'
11
12
11'
12'
11''
12''
89
85
86
84
88
87
82
83
25
24
3
2-1
2
33
22
21
13
67
68
20
65
64
66
20
63
1
26
28
27
23
62
37
47
49
37
69
71
70
72
73
90
60
41
44
45
61
50
36
38
35
42
55
56
51
43
37
40
39
46
53
54
52
92
93
4000347830.A

▲ MOTEUR ESSENCE GAZ
PETROL GAS MOTOR

Rep.	Désignation	Designation	Specification	Qty	Code	Up to / jusqu'à
18	FLEXIBLE PNEUMATIQUE	PNEUMATIC HOSE		1	4000348010	
19	ATTACHE DE FIXATION	FASTENER		1	4000348020	
20	ATTACHE DE FIXATION	FASTENER		1	4000348030	
21	BAGUE D ETANCHEITE	SEALING RING		1	4000348040	
22	SONDE DE TEMPERATURE	TEMPERATURE PROBE		1	4000348050	
23	ROBINET	VALVE		1	4000209440	
24	JOINT PLAT	GASKET		1	4000348070	
25	CAPTEUR	SENSOR		1	4000348080	
26	JOINT PLAT	GASKET		1	4000210200	
27	JOINT PLAT	GASKET		1	4000348090	
28	CONTACTEUR	CONTACTOR		1	4000348100	
29	JOINT PLAT	GASKET		1	4000348110	
30	BOITIER DE PRÉCHAUFFAGE	PRE-HEATING UNIT	ALLUMAGE / IGNITION	4	4000348120	
31	BOBINE	COIL		4	4000348130	
32	INJECTEUR	INJECTOR		4	4000348140	
33	JOINT PLAT	GASKET		1	4000348170	
34	BAGUE D ETANCHEITE	SEALING RING		1	4000209810	
35	ALTERNATEUR	ALTERNATOR		1	4000348180	
36	TENDEUR	TENSIONER		1	4000348200	
37	VIS SPECIFIQUE	SPECIAL SCREWS		1	4000210750	
38	VIS SPECIFIQUE	SPECIAL SCREWS		1	4000210800	
39	CAPOT	COVER		1	4000348210	
40	COURROIE	BELT		1	4000007270	
41	ROULEMENT A BILLE	BALL BEARING		1	4000210840	
42	ROULEMENT A BILLE	BALL BEARING		1	4000210830	
43	PORTE BALAIS	CARBONS BRUSHES HOLDER		1	4000079510	

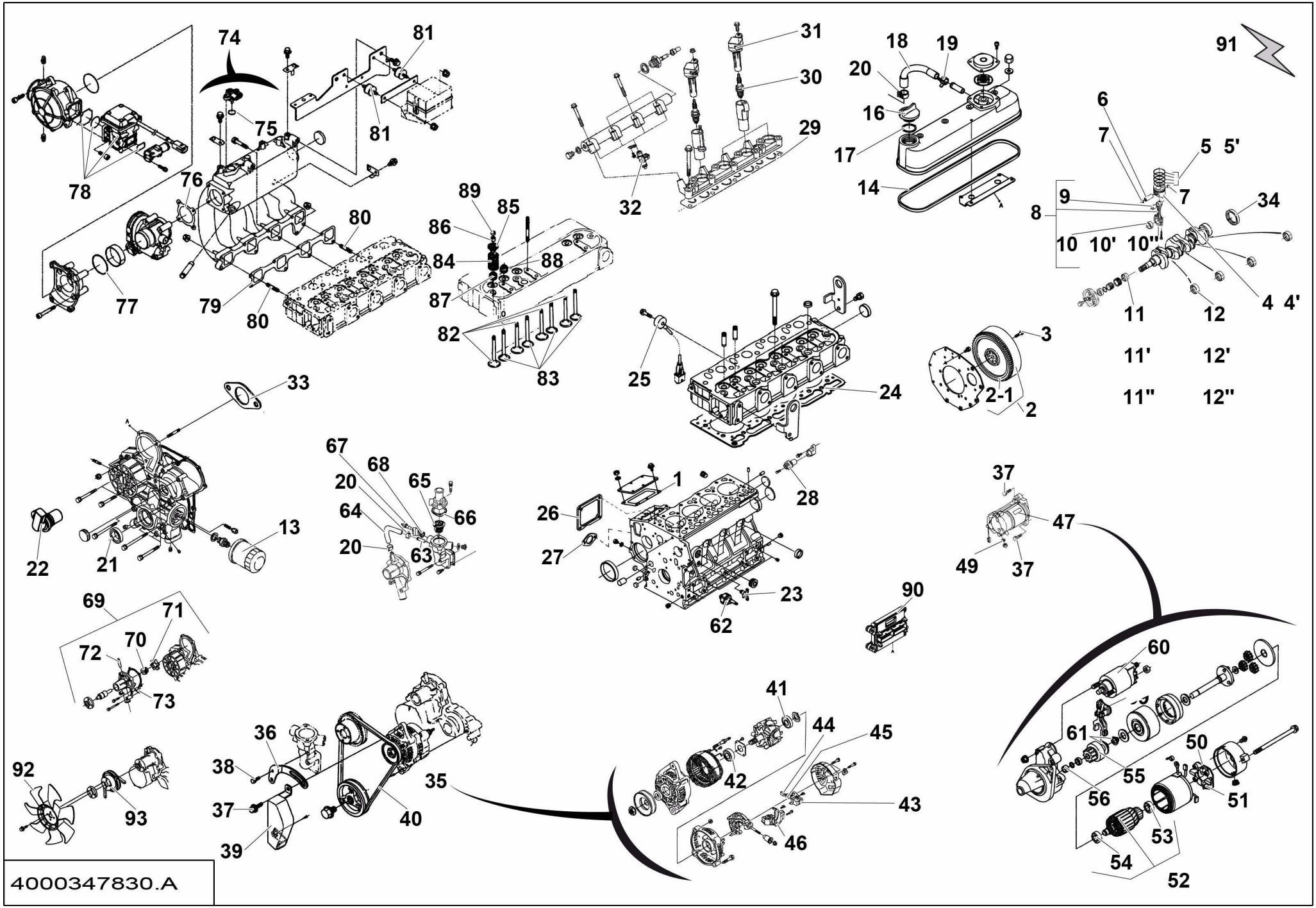
91
74
81
81
75
78
76
77
79
80
80
31
30
29
32
18
19
20
16
17
14
6
7
5 5'
9
7
34
8
10 10' 10''
4 4'
11
12
11'
12'
11''
12''
89
85
86
84
88
87
82
83
25
24
3
2-1
2
33
22
21
13
67
68
20
65
64
66
20
63
1
26
28
27
23
62
37
47
49
37
90
69
71
70
72
73
60
41
44
45
61
50
36
38
35
42
55
56
51
43
92
93
37
40
39
46
53
54
52
4000347830.A

▲ MOTEUR ESSENCE GAZ
PETROL GAS MOTOR

Rep.	Désignation	Designation	Specification	Qty	Code	Up to / jusqu'à
44	ATTACHE DE FIXATION	FASTENER		1	4000210850	
45	RESSORT DE COMPRESSION	COMPRESSION SPRING		1	4000210860	
46	REGULATEUR	REGULATOR		1	4000210870	
47	DEMARREUR	STARTER		1	4000348220	
48	ÉCROU H	HEX NUT		1	4000210900	
49	RONDELLE GROWER	GROWER WASHER		1	4000210910	
50	TÔLE SUPPORT	SHEET METAL SUPPORT		1	4000348240	
51	RESSORT DE COMPRESSION	COMPRESSION SPRING		4	4000348250	
52	TÔLE SUPPORT	SHEET METAL SUPPORT		1	4000348260	
53	ROULEMENT A BILLE	BALL BEARING		1	4000348270	
54	ROULEMENT A BILLE	BALL BEARING		1	4000348280	
55	EMBRAYAGE	CLUTCH		1	4000348290	
56	ROULEMENT	BEARING		1	4000348300	
57	ROULEMENT	BEARING		1	4000348310	
58	ROULEMENT	BEARING		1	4000348320	
59	LEVIER	LEVER		1	4000348330	
60	KIT	KIT		1	4000348340	
61	BAGUE D ARRET	STOP RING		1	4000348350	
62	THERMOMETER	OIL SWITHCH		1	4000348360	
63	TUYAU RIGIDE	RIGID PIPE		1	4000211020	
64	TUYAU RIGIDE	RIGID PIPE		1	4000211070	
65	THERMOSTAT TEMP EAU	WATER TEMP THERMOSTAT		1	4000014720	
66	JOINT PLAT	GASKET		1	4000211120	
67	ENSEMBLE DETECTEUR	DETECTOR ASSY		1	4000211140	
68	JOINT A LEVRE	LIPPED SEAL		1	4000211150	
69	POMPE À EAU	WATER PUMP		1	4000348370	

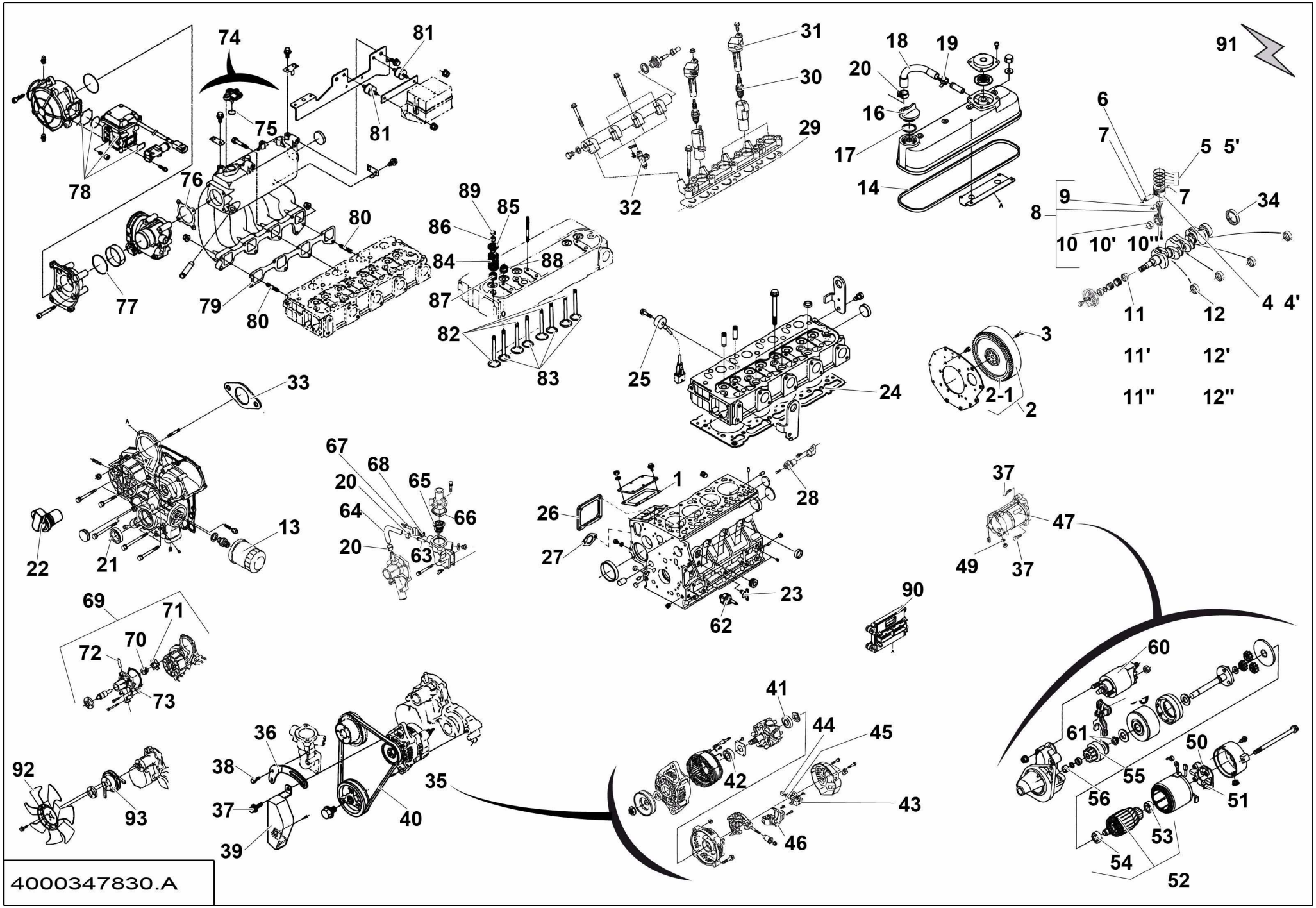
91
74
81
81
75
78
76
77
79
80
80
31
30
29
32
18
19
20
16
17
14
6
7
5 5'
9
7
34
8
10 10' 10''
4 4'
11
12
11'
12'
11''
12''
89
85
86
84
88
87
82
83
25
24
3
2-1
2
33
22
21
13
67
68
20
65
64
66
20
63
1
26
28
27
23
62
37
47
49
37
90
69
71
70
72
73
60
41
44
45
61
50
36
38
35
42
55
56
51
43
92
93
37
40
39
46
53
54
52
4000347830.A

▲ MOTEUR ESSENCE GAZ
PETROL GAS MOTOR

Rep.	Désignation	Designation	Specification	Qty	Code	Up to / jusqu'à
70	JOINT A LEVRE	LIPPED SEAL		1	4000211160	
71	TURBINE DE POMPE	WATER PUMP IMPELLER		1	4000211170	
72	TUYAU RIGIDE	RIGID PIPE		1	4000211180	
73	JOINT PLAT	GASKET		1	4000211190	
74	CAPTEUR	SENSOR		1	4000348540	
75	JOINT TORIQUE	O-RING		1	4000348550	
76	JOINT PLAT	GASKET		1	4000348570	
77	JOINT TORIQUE	O-RING		1	4000348580	
78	REGULATEUR	REGULATOR		1	4000348590	
79	JOINT TORIQUE	O-RING		1	4000348600	
80	GOUJON	STUD		2	4000348610	
81	COUSSINET	BEARING BUSH		2	4000348620	
82	SOUPAPE	VALVE		4	4000348630	
83	SOUPAPE	VALVE		4	4000348640	
84	RESSORT	SPRING		8	4000348650	
85	BUTÉE	STOP		8	4000348660	
86	KIT	KIT		8	4000348670	
87	JOINT PLAT	GASKET		4	4000348690	
88	JOINT PLAT	GASKET		4	4000348680	
89	CAPOT	COVER		8	4000348700	
90	CONSOLE	CONSOLE		1	4000348710	
91	FAISCEAU	BEAM		1	4000348720	
92	VENTILATEUR	FAN		1	4000348730	
93	POULIE	PULLEY		1	4000348740	

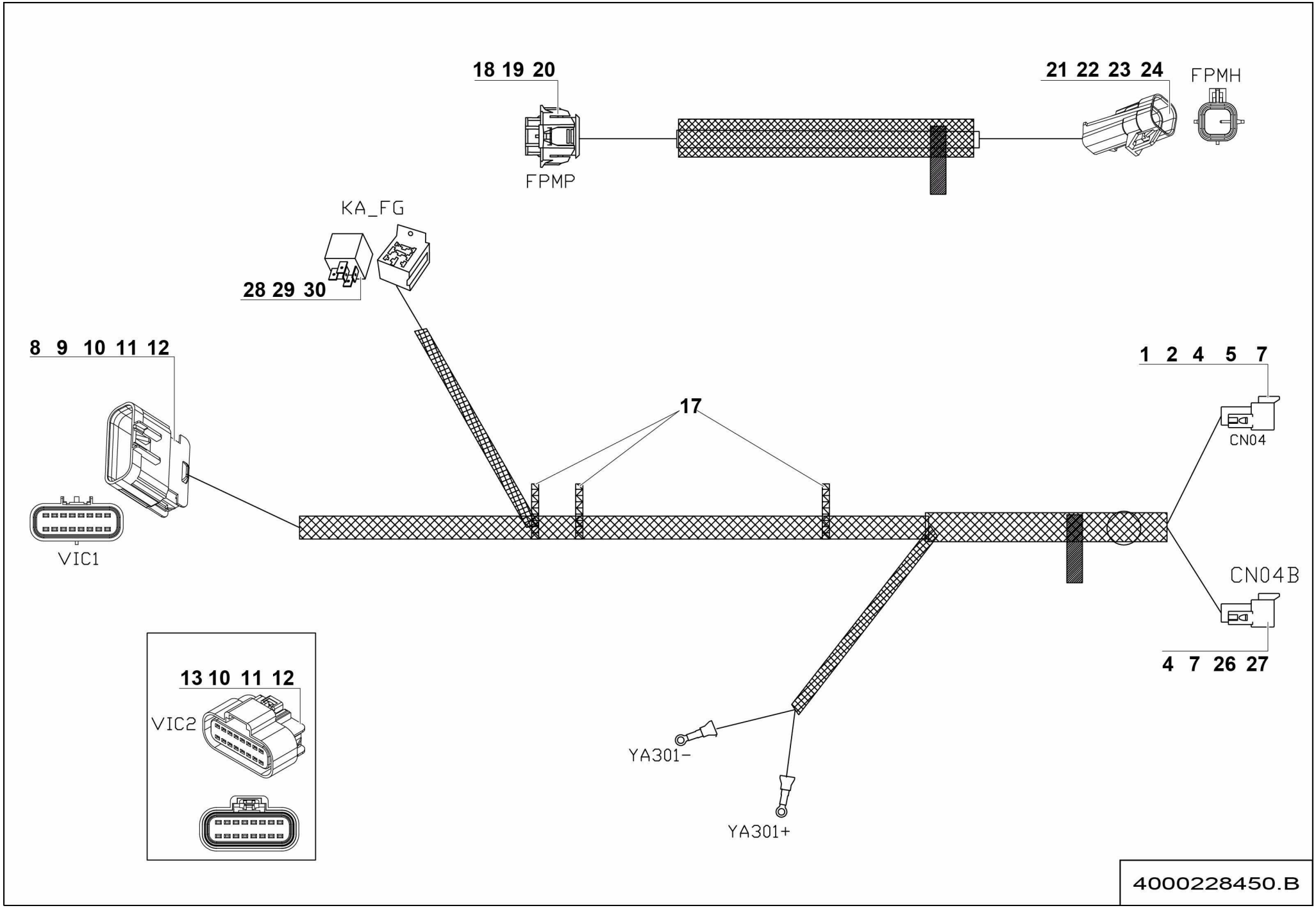
18 19 20
FPMP
21 22 23 24
FPMH
KA_FG
28 29 30
8 9 10 11 12
VIC1
17
1 2 4 5 7
CN04
CN04B
4 7 26 27
13 10 11 12
VIC2
YA301-
YA301+
4000228450.B

▲ FAISCEAU
LOOM

Rep.	Désignation	Designation	Specification	Qty	Code	Up to / jusqu'à
1	CONNECTEUR	CONNECTOR		1	4000137560	
2	CALE MÂLE	MALE CHOCK	12 POINTS	1	2901008190	
4	COSSE	LUG	0.5_1	5	4000173700	
5	COSSE	LUG		2	4000137700	
7	BOUCHON D'ÉTANCHÉITÉ	SEALING PLUG		11	4000207120	
8	CONNECTEUR	CONNECTOR	16 VOIES / WAYS	1	4000506940	
9	COSSE	LUG		9	4000506960	
10	JOINT CABLE	WIRE SEAL		7	4000506970	
11	BROCHE	LOCK		2	4000506980	
12	BOUCHON	CAVITY PLUG		24	4000507000	
13	BOUCHON	PLUG	16 VOIES / WAYS	1	4000507010	
17	SERRE CABLE	WIRE CLAMP		3	4000137070	
18	CONNECTEUR	CONNECTOR	4 VOIES / WAYS	1	4000507020	
19	COSSE	LUG		4	4000507030	
20	JOINT CABLE	WIRE SEAL		4	4000507040	
21	CONNECTEUR	CONNECTOR	4 VOIES / WAYS	1	4000507050	
22	COSSE	LUG		4	4000507060	
23	JOINT CABLE	WIRE SEAL		4	4000507070	
24	CALE	SPACER		1	4000507080	
26	CONNECTEUR	CONNECTOR		1	4000137680	
27	ACCESSOIRE	ACCESSORIES	WEDGELOCK	1	4000132170	
28	MINI RELAIS	MINI RELAY	12V 25A	1	4000507090	
29	BOÎTIER PLASTIQUE	PLASTIC CASE		1	4000134680	
30	COSSE	LUG		4	4000134650	

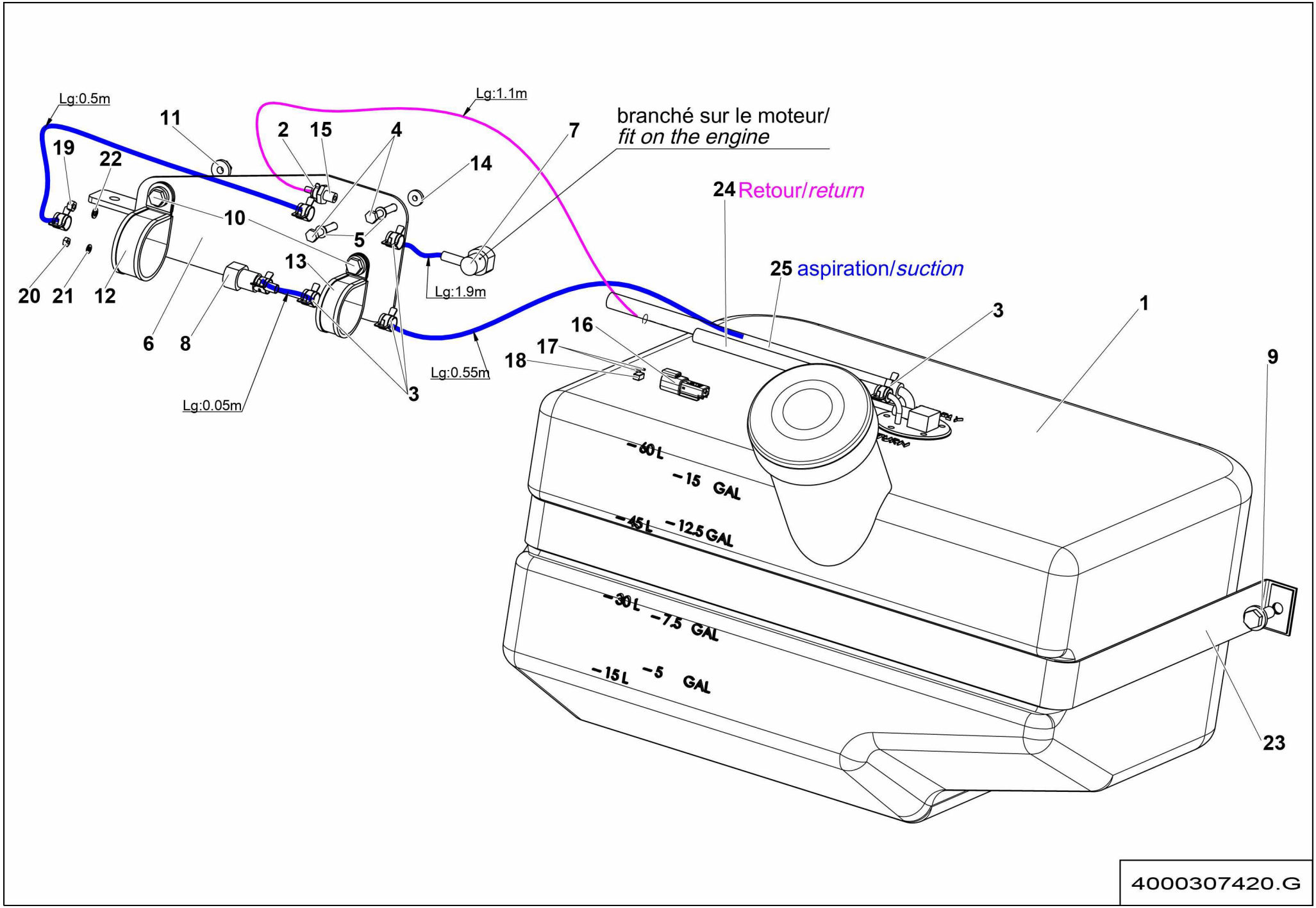
Lg:0.5m
Lg:1.1m
branché sur le moteur/
fit on the engine
24 Retour/return
25 aspiration/suction
Lg:1.9m
Lg:0.55m
Lg:0.05m
1
2
3
4
5
6
7
8
9
10
11
12
13
14
15
16
17
18
19
20
21
22
23
60 L
15 GAL
45 L
12.5 GAL
30 L
7.5 GAL
15 L
5 GAL
4000307420.G

▲ ENSEMBLE RÉSERVOIR CARBURANT
FUEL TANK ASSEMBLY

◀ H1-660 ▶

Rep.	Désignation	Designation	Specification	Qty	Code	Up to / jusqu'à
1	**RÉSERVOIR ESSENCE**	**PETROL TANK**	**KIT RESERVOIR / TANK KIT**	**1**	**4000306750**	**SEE DETAILS**
2	COLLIER DE SERRAGE	TIGHTENING COLLAR		1	4000006800	
3	COLLIER DE SERRAGE	TIGHTENING COLLAR		8	4000006810	
4	VIS H	CAP SCREW	M6X50-18 CL.8.8	2	2301231480	
5	RONDELLE DENT EXTÉRIEUR	OVERLAP TOOTH WASHER	6.4 - 11 - 1.1 - CL.8.8	2	2351301070	
6	TÔLE SUPPORT	SHEET METAL SUPPORT		1	4000307900	
7	RACCORD TOURNANT	SWIVEL FITTING		1	4000244520	
8	RACCORD TOURNANT	SWIVEL FITTING		1	4000275540	
9	VIS H À EMBASE	FLANGE HEAD CAP SCREW	M10X25-25 CL. 8.8	2	4000030190	
10	VIS H À EMBASE	FLANGE HEAD CAP SCREW	M8X20-20 CL. 8.8	2	4000030180	
11	ÉCROU H EMBASE	HEX FLANGE NUT	M8 CL.8	2	2700200300	
12	COLLIER DE SERRAGE	TIGHTENING COLLAR	DIA50 X 25	1	2700300360	
13	COLLIER DE SERRAGE	TIGHTENING COLLAR	DIA44 X 20	1	2389003770	
14	ÉCROU H EMBASE	HEX FLANGE NUT	M6 CL.8	2	2700200500	
15	ADAPTATEUR	ADAPTOR		1	4000307890	
16	PRISE	PLUG SOCKET	2 VOIES / WAYS	1	2901013940	
17	COSSE	LUG	PIN SIZE 16	2	4000030290	
18	ACCESSOIRE	ACCESSORIES	WEDGELOCK	1	4000030330	
19	ÉCROU H	HEX NUT	M5 CL. 8	1	2341221040	
20	ÉCROU H	HEX NUT	M4 CL. 8	1	2341221030	
21	RONDELLE DENT EXTÉRIEUR	OVERLAP TOOTH WASHER	4.3 - 8 - 0.9 - CL.8.8	1	2351301050	
22	RONDELLE DENT EXTÉRIEUR	OVERLAP TOOTH WASHER	5.3 - 9.2 - 1 - CL.8.8	1	2351301060	
23	SANGLE RESERVOIR ESSENCE	PETROL TANK STRAP		1	4000479010	
24	DURITE ESSENCE	PETROL HOSE		1.1M	4000497790	
25	DURITE ESSENCE	PETROL HOSE	DIAM8	3M	4000497800	

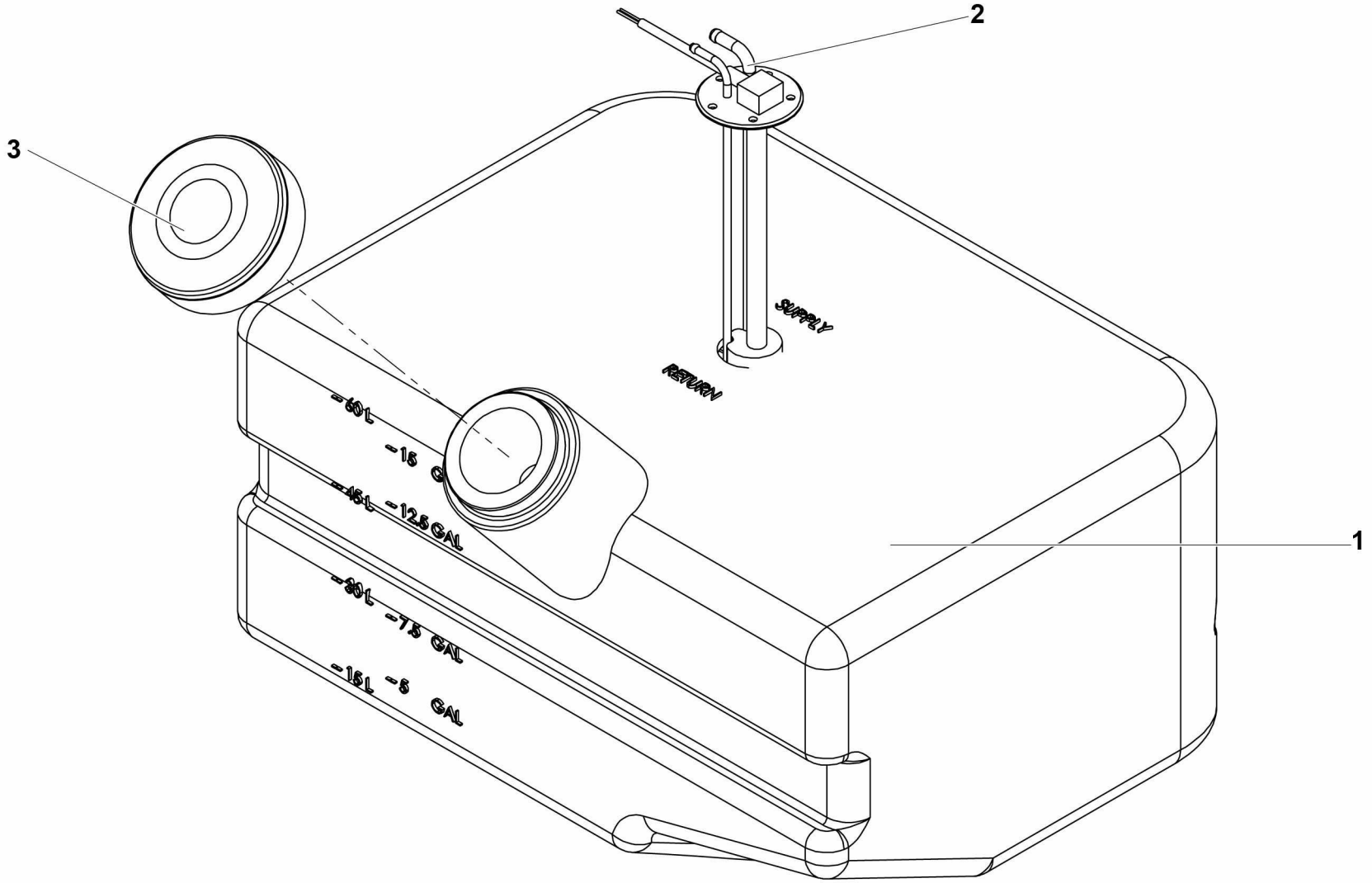

4000306750.C

▲ RÉSERVOIR ESSENCE
PETROL TANK

◀ H1-660-1 ▶

Rep.	Désignation	Designation	Specification	Qty	Code	Up to / jusqu'à
1	RESERVOIR ESSENCE	PETROL TANK		1	4000306740	
2	DETECTEUR DE NIVEAU	POSITION SENSOR		1	4000050570	
3	BOUCHON RÉSERVOIR	TANK CAP	ESSENCE / PETROL	1	4000497880	

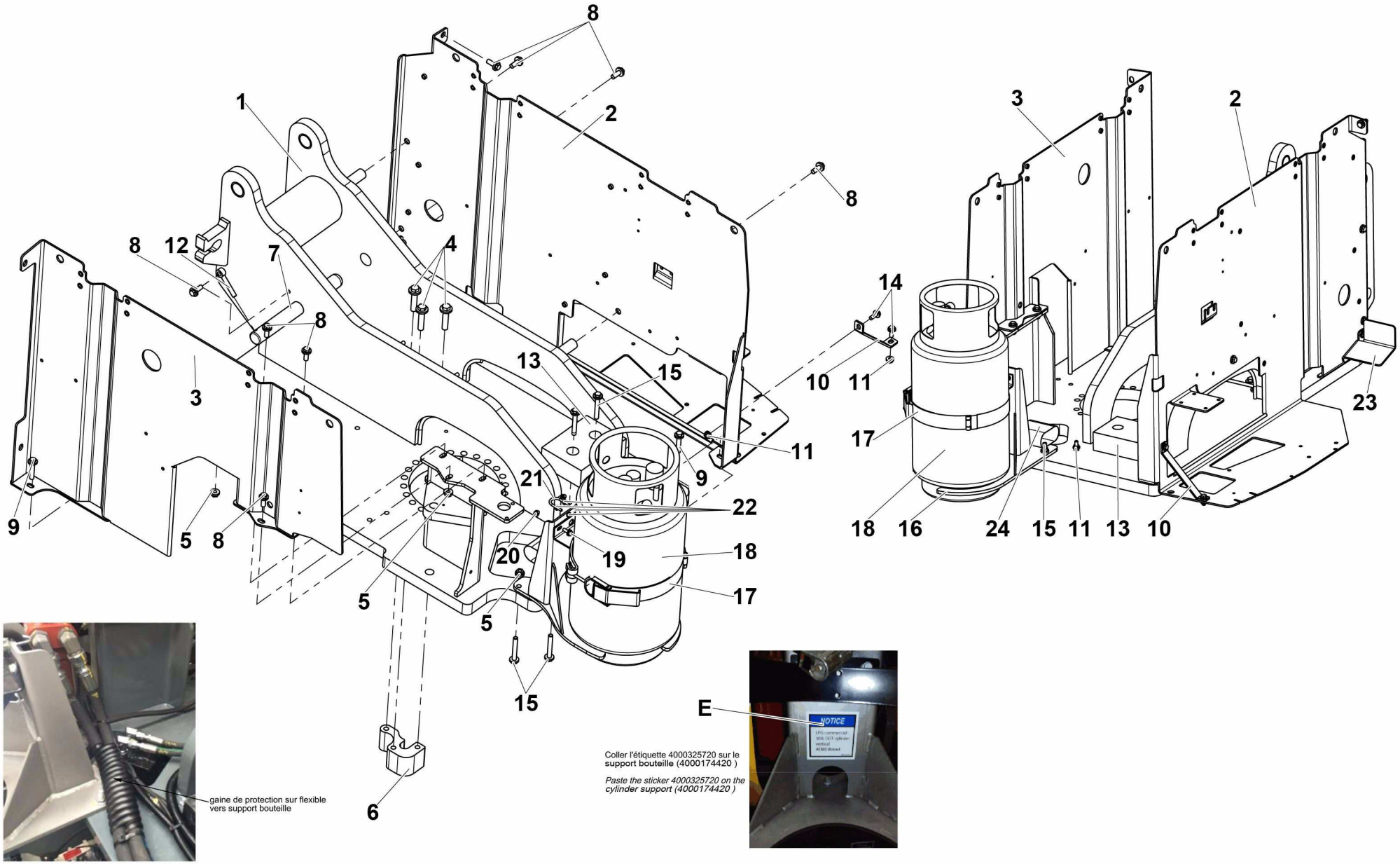

4000244120.F

▲ ENSEMBLE TOURELLE
TURNTABLE ASSEMBLY

<02/2016 ◀ H1-740 ▶

Rep.	Désignation	Designation	Specification	Qty	Code	Up to / jusqu'à
1	TOURELLE	TURRET		1	4000303860	
2	TÔLE SUPPORT	SHEET METAL SUPPORT		1	4000042470	
3	TÔLE SUPPORT	SHEET METAL SUPPORT		1	4000314730	
4	VIS H À EMBASE	FLANGE HEAD CAP SCREW	M16X70-38 CL. 8.8	3	2700101500	
5	ÉCROU H EMBASE	HEX FLANGE NUT	M12 CL.8	10	2700200320	
6	BUTÉE	STOP		1	4000079940	
7	AXE AVEC PERÇAGE	PIN WITH DRILLING		1	4000083220	
8	VIS H À EMBASE	FLANGE HEAD CAP SCREW	M12X30-30 CL. 8.8	8	2700101710	
9	VIS H À EMBASE	FLANGE HEAD CAP SCREW	M12X60-30 CL. 8.8	2	2700101730	
10	RENFORT	STRENGTHENER		1	4000131890	
11	ÉCROU H EMBASE	HEX FLANGE NUT	M10 CL.8	3	2700200310	
12	CHAPE MÂLE LISSE	CLEVIS PIN	D12 X80	1	178D161200	
13	PATIN D'APPUI	SUPPORT PAD		1	4000129710	
14	VIS H À EMBASE	FLANGE HEAD CAP SCREW	M10X25-25 CL. 8.8	4	4000030190	
15	VIS H À EMBASE	FLANGE HEAD CAP SCREW	M12X80-30 CL. 8.8	5	4000098420	
16	TÔLE SUPPORT	SHEET METAL SUPPORT		1	4000174420	
17	BRIDE	FLANGE		1	2421906760	
18	BOUTEILLE DE GAZ	GAS BOTTLE		1	2420211230	
19	VIS H À EMBASE	FLANGE HEAD CAP SCREW	M8X20-20 CL. 8.8	2	4000030180	
20	ÉCROU H EMBASE	HEX FLANGE NUT	M8 CL.8	2	2700200300	
21	BRIDE	FLANGE		1	4000313140	
22	ÉCROU H EMBASE	HEX FLANGE NUT	M6 CL.8	4	2700200500	
23	TÔLE SUPPORT	SHEET METAL SUPPORT		1	4000211430	
24	SPIRALE PLASTIQUE SOUPLE	PLASTIC SPIRAL HOSE	Ø INT.25	0.21M	2421906050	
E	ÉTIQUETTE	LABEL	LPG	1	4000325720	

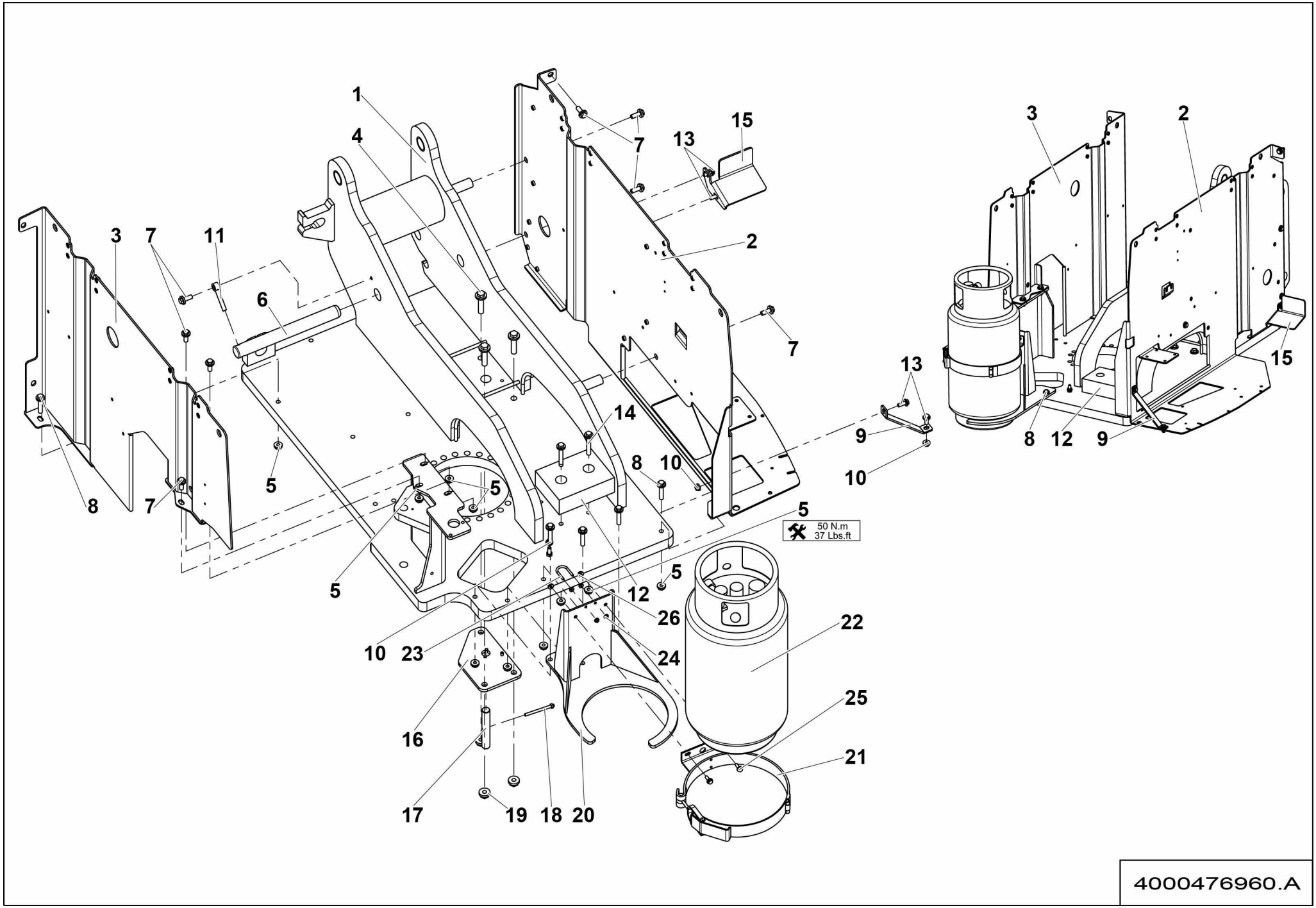
1
4
7
13
15
3
7
11
6
2
7
13
14
9
10
8
10
5
5
8
7
5
50 N.m
37 Lbs.ft
5
5
12
26
10
23
24
22
25
16
21
17
19
18
20
3
2
15
8
12
9
4000476960.A

▲ ENSEMBLE TOURELLE
TURNTABLE ASSEMBLY

>02/2016

◄ H1-740.1 ►

Rep.	Désignation	Designation	Specification	Qty	Code	Up to / jusqu'à
1	TOURELLE	TURRET		1	4000417990	
2	TÔLE SUPPORT	SHEET METAL SUPPORT		1	4000042470	
3	TÔLE SUPPORT	SHEET METAL SUPPORT		1	4000314730	
4	VIS H À EMBASE	FLANGE HEAD CAP SCREW	M16X70-38 CL. 8.8	3	2700101500	
5	ÉCROU H EMBASE	HEX FLANGE NUT	M12 CL.8	10	2700200320	
6	AXE AVEC PERÇAGE	PIN WITH DRILLING		1	4000083220	
7	VIS H À EMBASE	FLANGE HEAD CAP SCREW	M12X30-30 CL. 8.8	8	2700101710	
8	VIS H À EMBASE	FLANGE HEAD CAP SCREW	M12X60-30 CL. 8.8	2	2700101730	
9	RENFORT	STRENGTHENER		1	4000131890	
10	ÉCROU H EMBASE	HEX FLANGE NUT	M10 CL.8	3	2700200310	
11	CHAPE MÂLE LISSE	CLEVIS PIN	D12 X80	1	178D161200	
12	PATIN D'APPUI	SUPPORT PAD		1	4000129710	
13	VIS H À EMBASE	FLANGE HEAD CAP SCREW	M10X25-25 CL. 8.8	4	4000030190	
14	VIS H À EMBASE	FLANGE HEAD CAP SCREW	M12X80-30 CL. 8.8	2	4000098420	
15	TÔLE SUPPORT	SHEET METAL SUPPORT		1	4000211430	
16	TÔLE STOP ROTATION	ROTATION STOP PLATE		1	4000307980	
17	AXE DE BROCHAGE	BROACHING PIN		1	4000304980	
18	VIS H	CAP SCREW	M8X90-22 CL.8.8	1	2331231450	
19	ÉCROU H EMBASE	HEX FLANGE NUT	M16 CL.8	3	2700200330	
20	TÔLE SUPPORT	SHEET METAL SUPPORT		1	4000174420	
21	BRIDE	FLANGE		1	2421906760	
22	BOUTEILLE DE GAZ	GAS BOTTLE		1	2420211230	
23	BRIDE	FLANGE		1	4000313140	
24	ÉCROU H EMBASE	HEX FLANGE NUT	M6 CL.8	4	2700200500	
25	VIS H À EMBASE	FLANGE HEAD CAP SCREW	M8X20-20 CL. 8.8	2	4000030180	
26	ÉCROU H EMBASE	HEX FLANGE NUT	M8 CL.8	2	2700200300	

VARIANTE /
VARIANT

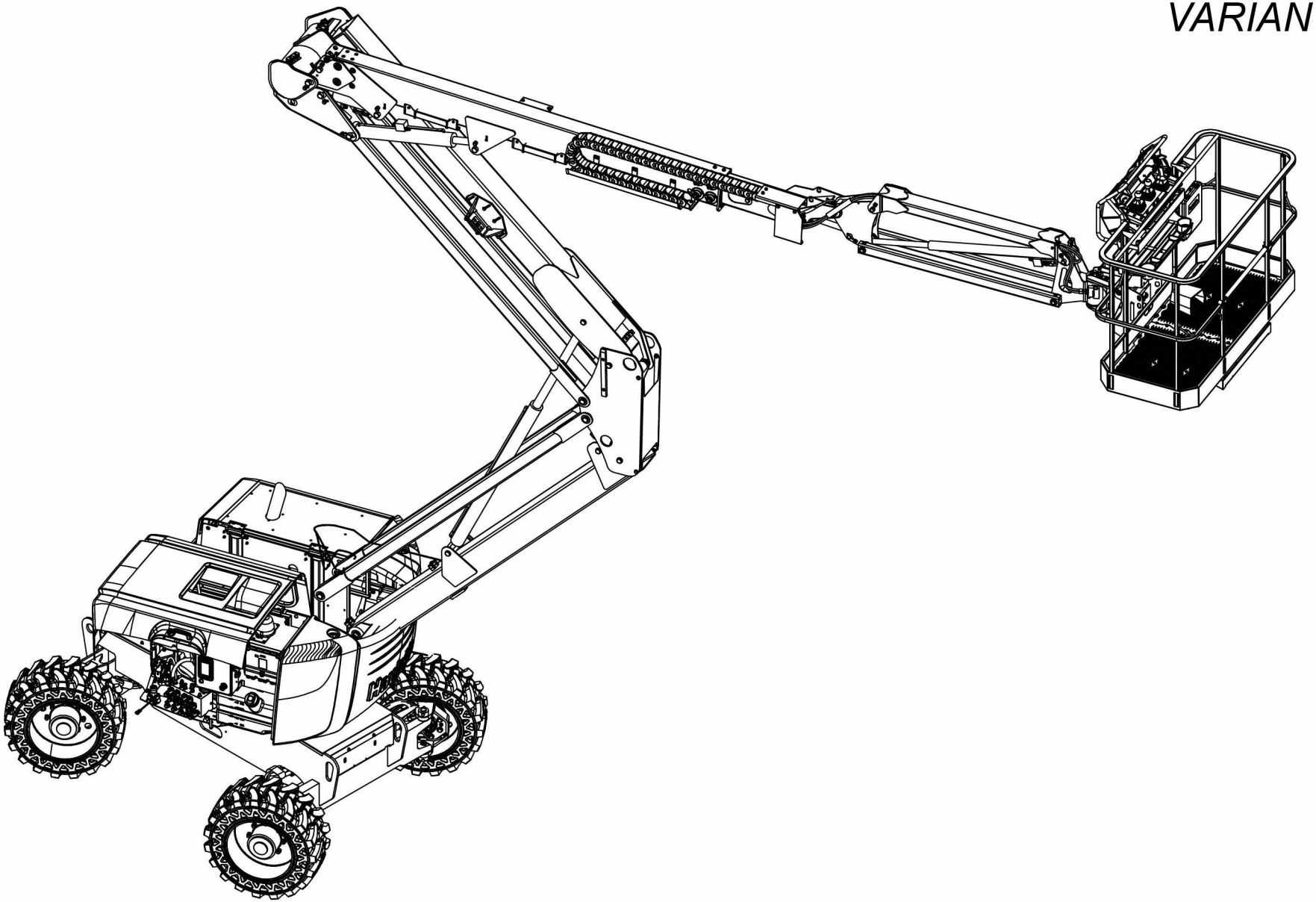

HA16RTJ_V_2

▲ GROUPE VARIANTE / VARIANT GROUP — VERSION — ◀ H2 ▶

Rep.	Désignation	Designation	Specification	Up to / jusqu'à
450	**MOTEUR TRANSLATION**	**DRIVE MOTOR**	**100CC**	
745.1	**VÉRIN LEVAGE BRAS**	**ARM LIFTING CYLINDER**		
745.2	**VÉRIN TÉLESCOPAGE**	**TELESCOPING CYLINDER**		
745.3	**VÉRIN LEVAGE FLÈCHE**	**BOOM LIFTING CYLINDER**		
745.4	**VÉRIN PENDULAIRE**	**JIB CYLINDER**		
745.5	**VÉRIN ÉMETTEUR COMPENSATION**	**COMPENSATION OUTPUT CYLINDER**		
745.6	**VÉRIN RÉCEPTEUR COMPENSATION**	**COMPENSATION INPUT CYLINDER**		
745.7	**VÉRIN DIRECTION**	**STEERING CYLINDER**		

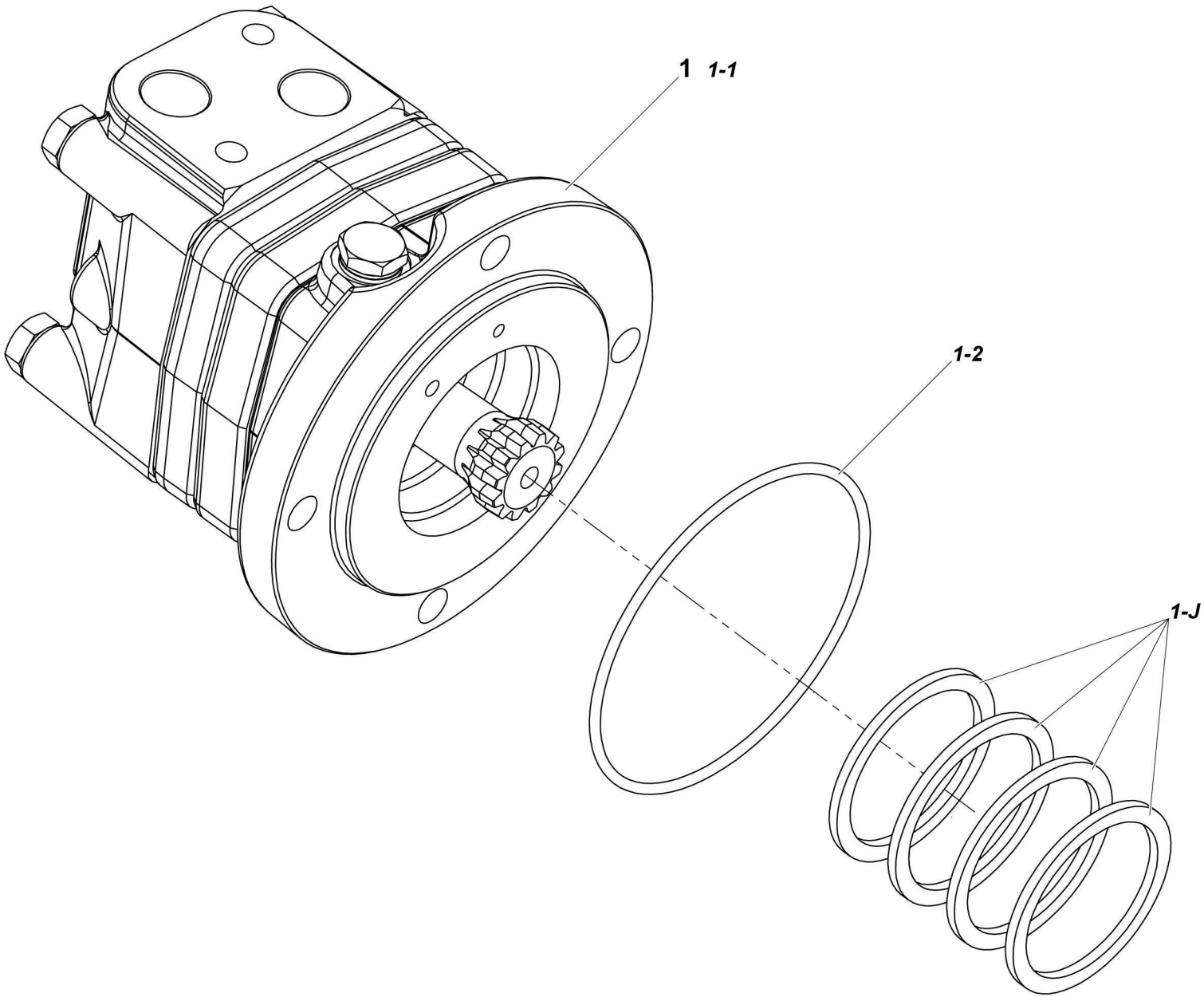

4000478060.A_1

▲ MOTEUR TRANSLATION DRIVE MOTOR 100CC

Rep.	Désignation	Designation	Specification	Qty	Code	Up to / jusqu'à
1	MOTEUR HYDRAULIQUE À ENGRENAGES	GEAR HYDRAULIC MOTOR	OMSS 100	1	4000477650	
1-1	*MOTEUR HYDRAULIQUE À ENGRENAGES*	*GEAR HYDRAULIC MOTOR*	*CORPS / BODY*	*1*	*2505001520*	
1-2	*JOINT TORIQUE*	*O-RING*		*1*	*2394901210*	
1-J	*POCHETTE DE JOINTS*	*SEAL KIT*	*VERSION 1 - S020300*	*1*	*2421692490*	

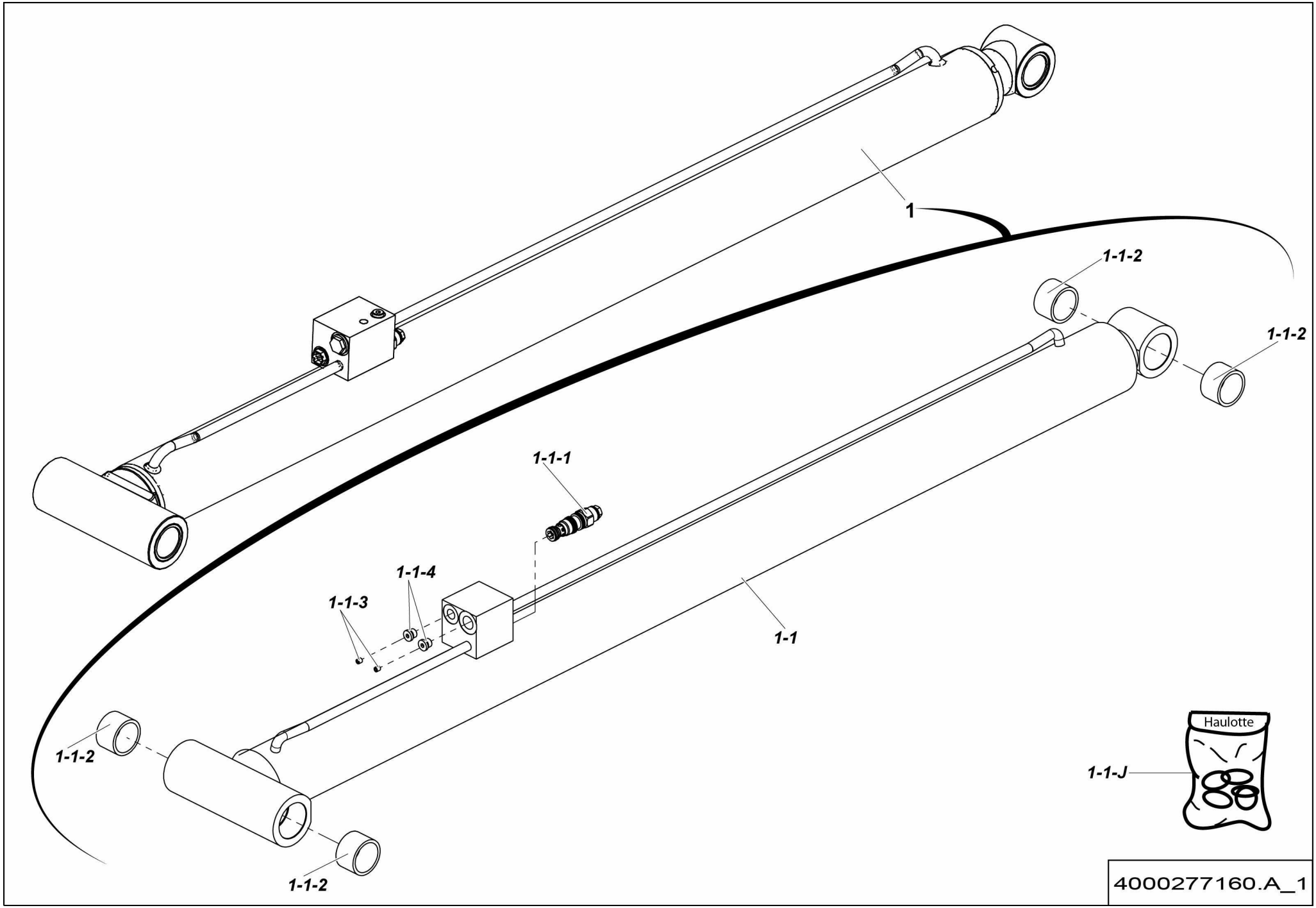
1
1-1-2
1-1-2
1-1-1
1-1-4
1-1-3
1-1
1-1-2
1-1-2
Haulotte
1-1-J
4000277160.A_1

▲ VÉRIN LEVAGE BRAS
ARM LIFTING CYLINDER

◀ H2-745.1 ▶

Rep.	Désignation	Designation	Specification	Qty	Code	Up to / jusqu'à
1	VÉRIN DBLE EFF SPLE TIGE	DUAL ACTING SGLE ROD CYL		1	4000277300	
1-1	*VÉRIN DBLE EFF SPLE TIGE*	*DUAL ACTING SGLE ROD CYL*		*1*	*4000072750*	
1-1-1	*VALVE D'ÉQUILIBRAGE*	*COUNTERBALANCE VALVE*	*210 BAR*	*1*	*2505007100*	
1-1-2	*BAGUE FIBRE*	*FIBER BEARING*	*S5717 404830*	*4*	*2390190980*	
1-1-3	*GICLEUR*	*SPRAY NOZZLE*	*DIA. 0.8*	*2*	*4000138800*	
1-1-4	*BOUCHON*	*CAP*	*1-8 BSPP*	*2*	*4000138820*	
1-1-J	*POCHETTE DE JOINTS*	*SEAL KIT*	*S022507*	*1*	*4000173720*	

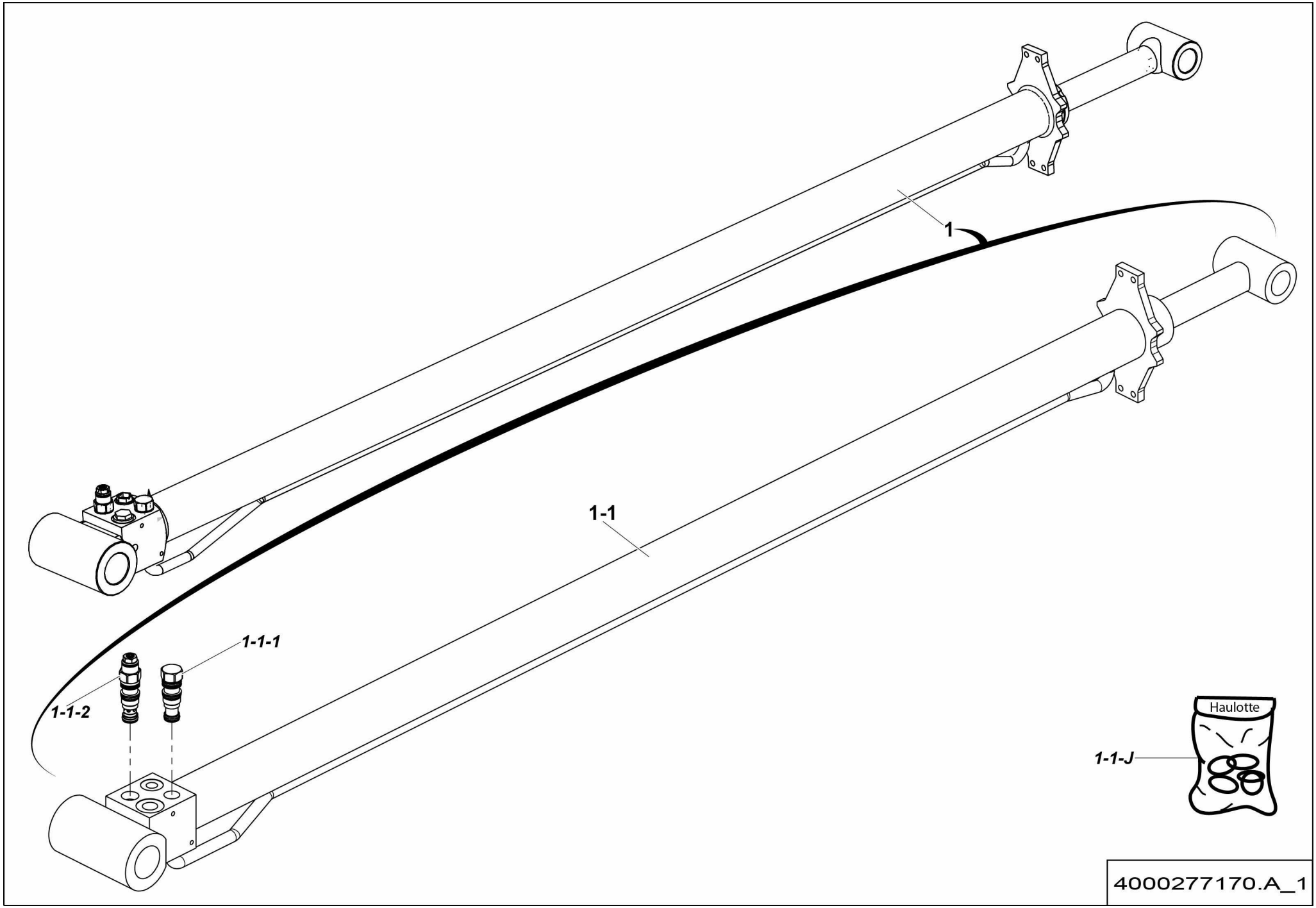
1
1-1
1-1-1
1-1-2
Haulotte
1-1-J
4000277170.A_1

▲ VÉRIN TÉLESCOPAGE
TELESCOPING CYLINDER

Rep.	Désignation	Designation	Specification	Qty	Code	Up to / jusqu'à
1	VÉRIN DBLE EFF SPLE TIGE	DUAL ACTING SGLE ROD CYL		1	4000277340	
1-1	*VÉRIN DBLE EFF SPLE TIGE*	*DUAL ACTING SGLE ROD CYL*		*1*	*4000074970*	
1-1-1	*CLAPET ANTI-RETOUR*	*ONE-WAY VALVE*		*1*	*2426602110*	
1-1-2	*VALVE D'ÉQUILIBRAGE*	*COUNTERBALANCE VALVE*	*120 BAR*	*1*	*4000079610*	
1-1-J	*POCHETTE DE JOINTS*	*SEAL KIT*		*1*	*4000174180*	

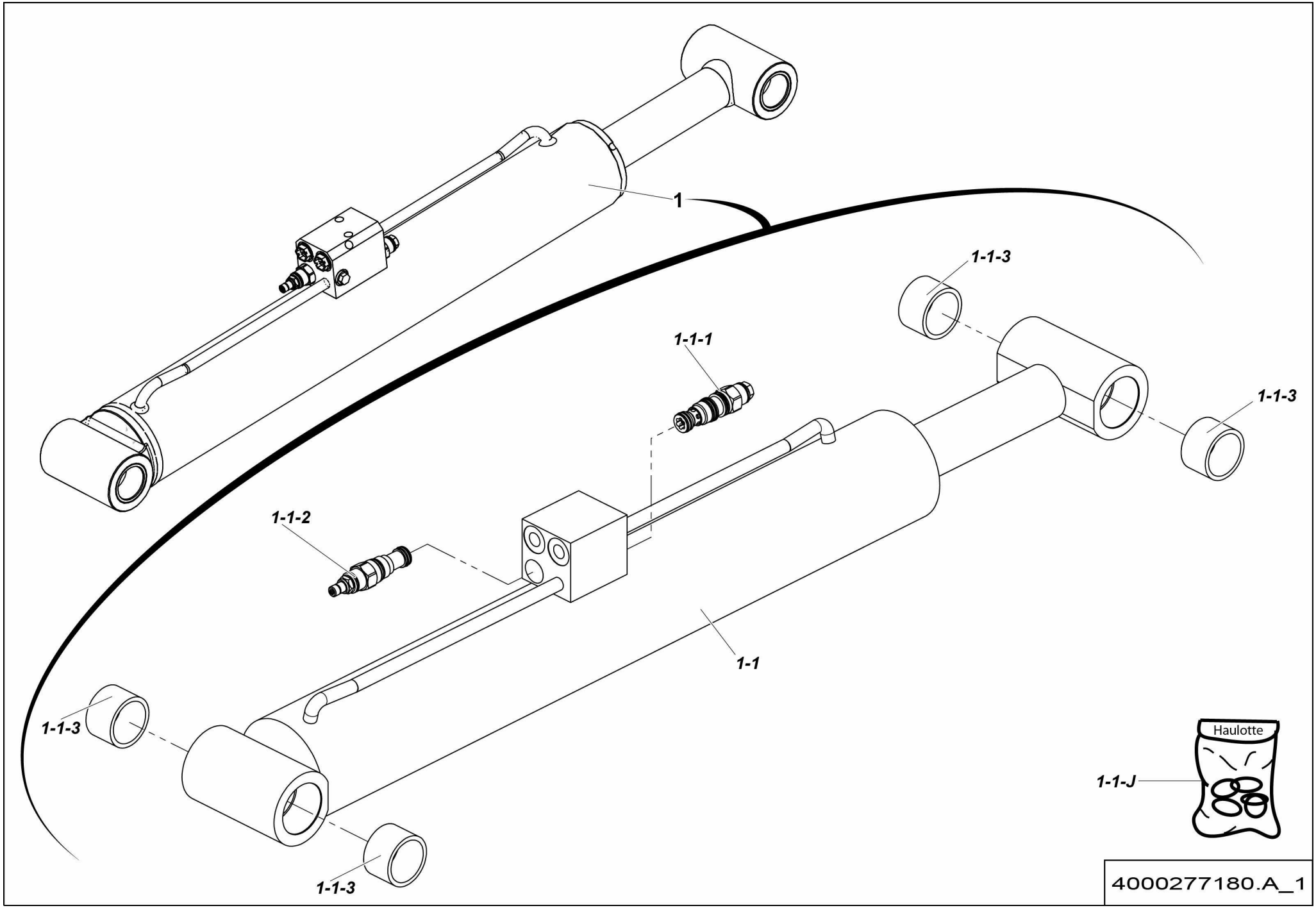
1
1-1-3
1-1-1
1-1-3
1-1-2
1-1
1-1-3
Haulotte
1-1-J
1-1-3
4000277180.A_1

▲ VÉRIN LEVAGE FLÈCHE
BOOM LIFTING CYLINDER

Rep.	Désignation	Designation	Specification	Qty	Code	Up to / jusqu'à
1	VÉRIN DBLE EFF SPLE TIGE	DUAL ACTING SGLE ROD CYL		1	4000277280	
1-1	*VÉRIN DBLE EFF SPLE TIGE*	*DUAL ACTING SGLE ROD CYL*		*1*	*4000075380*	
1-1-1	*VALVE D'ÉQUILIBRAGE*	*COUNTERBALANCE VALVE*	*210 BAR*	*1*	*2422204860*	
1-1-2	*LIMITEUR DE PRESSION*	*PRESSURE LIMITER*	*110B*	*1*	*4000056570*	
1-1-3	*BAGUE FIBRE*	*FIBER BEARING*	*S5717 404830*	*4*	*2390190980*	
1-1-J	*POCHETTE DE JOINTS*	*SEAL KIT*		*1*	*4000174150*	

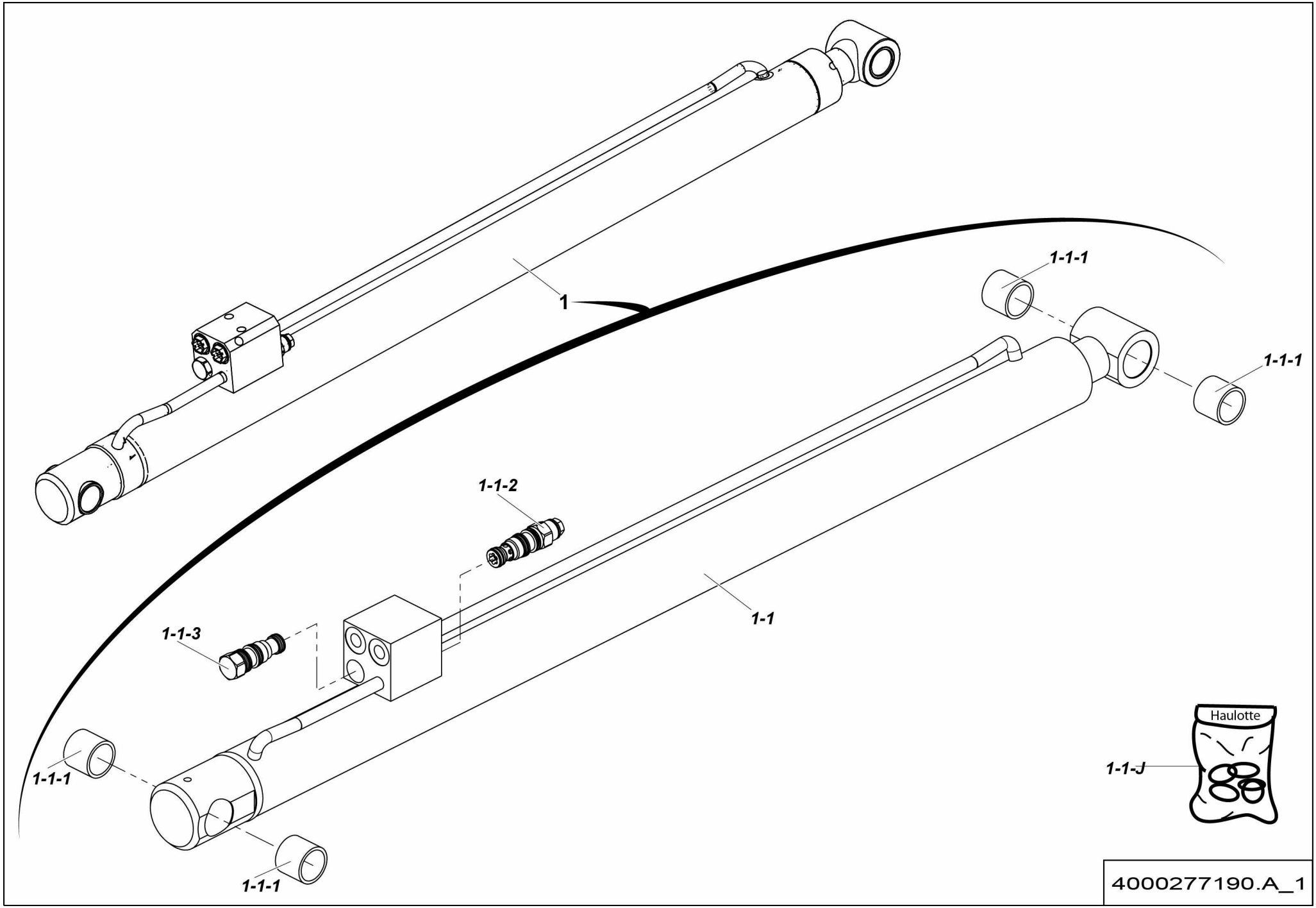
1
1-1-1
1-1-1
1-1-2
1-1
1-1-3
1-1-1
1-1-1
1-1-J
Haulotte
4000277190.A_1

▲ VÉRIN PENDULAIRE
JIB CYLINDER

◀ H2-745.4 ▶

Rep.	Désignation	Designation	Specification	Qty	Code	Up to / jusqu'à
1	VÉRIN DBLE EFF SPLE TIGE	DUAL ACTING SGLE ROD CYL		1	4000277360	
1-1	*VÉRIN DBLE EFF SPLE TIGE*	*DUAL ACTING SGLE ROD CYL*		*1*	*4000174610*	
1-1-1	*BAGUE FIBRE*	*FIBER BEARING*	*S5717 303630*	*4*	*2700400050*	
1-1-2	*VALVE D'EQUILIBRAGE*	*COUNTERBALANCE VALVE*	*210 BAR*	*1*	*2422204860*	
1-1-3	*CLAPET ANTI-RETOUR*	*ONE-WAY VALVE*		*1*	*2426602110*	
1-1-J	*POCHETTE DE JOINTS*	*SEAL KIT*		*1*	*4000208440*	

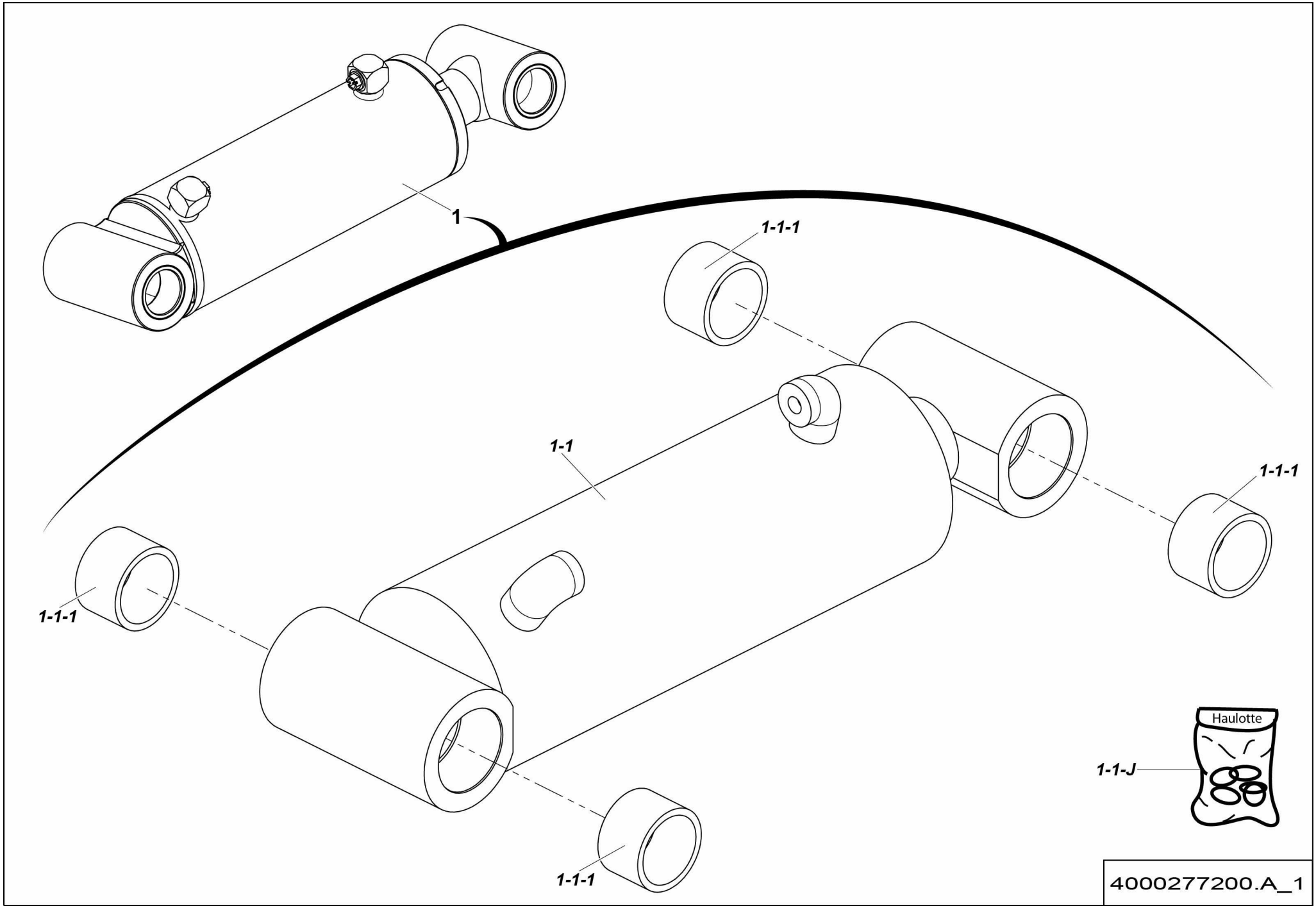
1
1-1-1
1-1
1-1-1
1-1-1
1-1-1
Haulotte
1-1-J
4000277200.A_1

▲ VÉRIN ÉMETTEUR COMPENSATION
COMPENSATION OUTPUT CYLINDER

◀ H2-745.5 ▶

Rep.	Désignation	Designation	Specification	Qty	Code	Up to / jusqu'à
1	VÉRIN DBLE EFF SPLE TIGE	DUAL ACTING SGLE ROD CYL		1	4000277260	
1-1	*VÉRIN DBLE EFF SPLE TIGE*	*DUAL ACTING SGLE ROD CYL*		*1*	*4000076170*	
1-1-1	*BAGUE FIBRE*	*FIBER BEARING*	*S5717 404830*	*4*	*2390190980*	
1-1-J	*POCHETTE DE JOINTS*	*SEAL KIT*		*1*	*4000174160*	

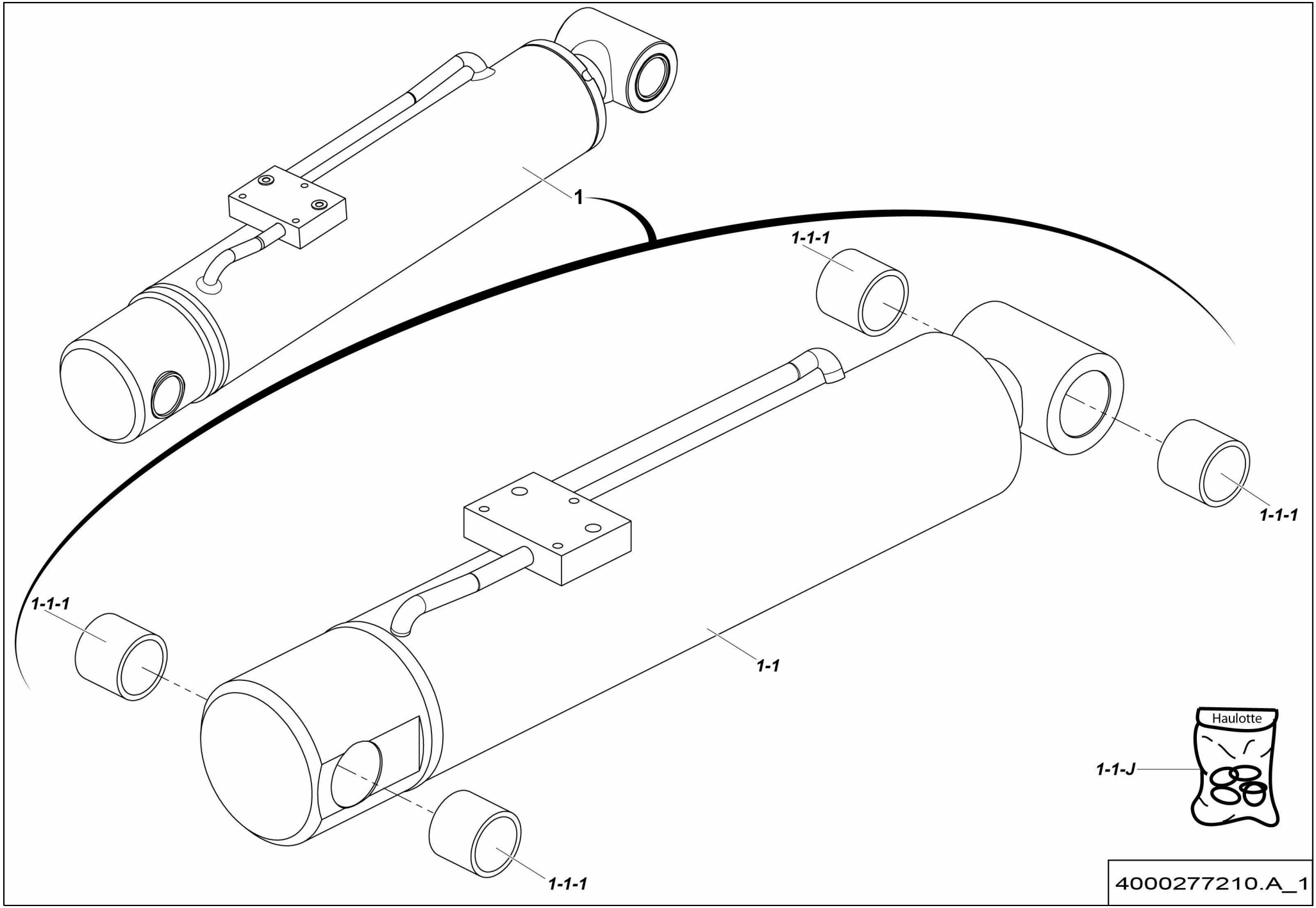
1
1-1-1
1-1-1
1-1-1
1-1
1-1-1
Haulotte
1-1-J
4000277210.A_1

▲ VÉRIN RÉCEPTEUR COMPENSATION
COMPENSATION INPUT CYLINDER

Rep.	Désignation	Designation	Specification	Qty	Code	Up to / jusqu'à
1	VÉRIN DBLE EFF SPLE TIGE	DUAL ACTING SGLE ROD CYL		1	4000277270	
1-1	*VÉRIN DBLE EFF SPLE TIGE*	*DUAL ACTING SGLE ROD CYL*		*1*	*4000076230*	
1-1-1	*BAGUE FIBRE*	*FIBER BEARING*	*S5717 303630*	*4*	*2700400050*	
1-1-J	*POCHETTE DE JOINTS*	*SEAL KIT*		*1*	*4000174170*	

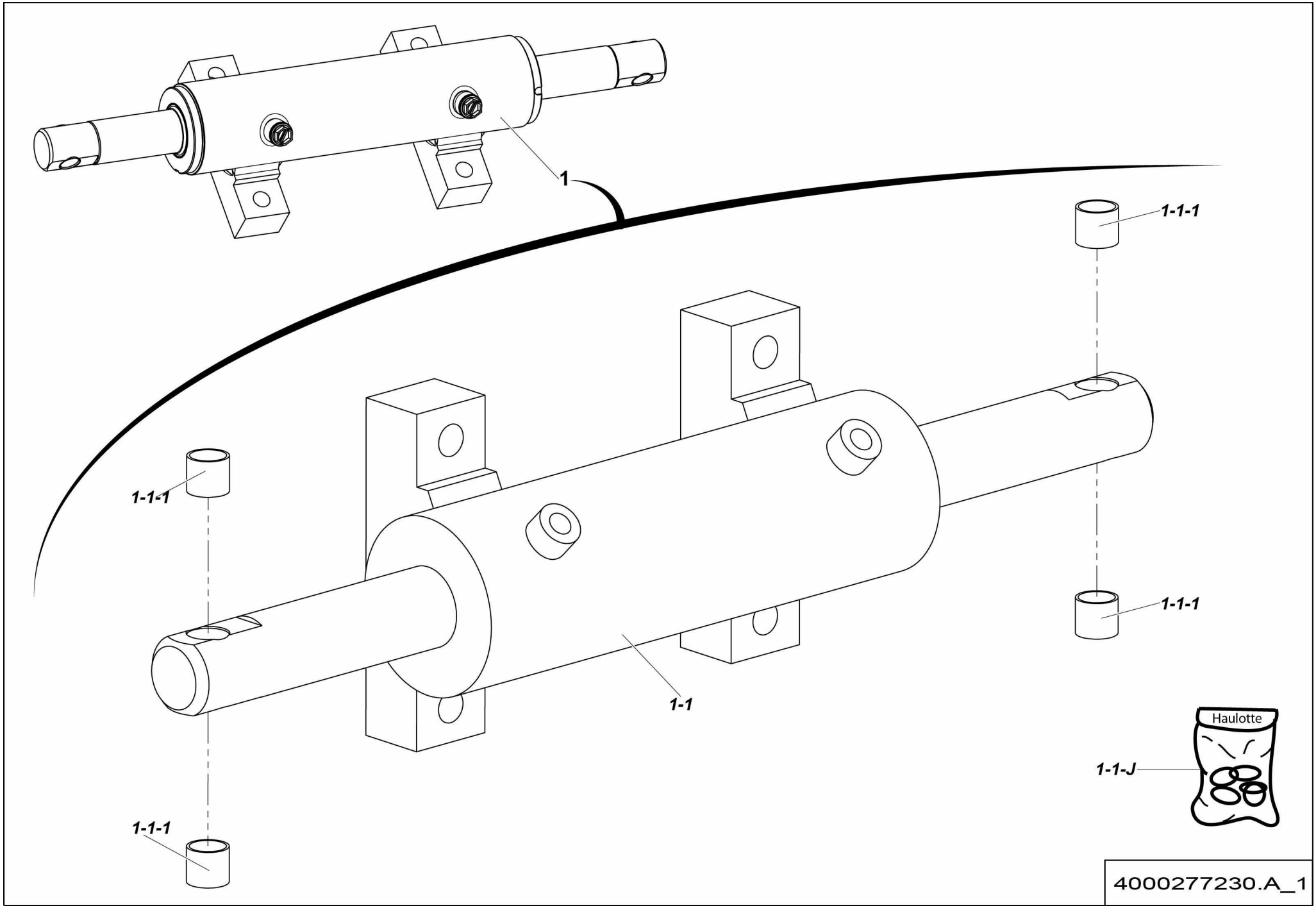
1
1-1-1
1-1-1
1-1-1
1-1-1
1-1
Haulotte
1-1-J
4000277230.A_1

▲ VÉRIN DIRECTION
STEERING CYLINDER

◀ H2-745.7 ▶

Rep.	Désignation	Designation	Specification	Qty	Code	Up to / jusqu'à
1	VÉRIN DBLE EFF DBLE TIGE	*DUAL ACTING DUAL ROD CYL*		1	4000277240	
1-1	VÉRIN DBLE EFF DBLE TIGE	*DUAL ACTING DUAL ROD CYL*		*1*	*4000073130*	
1-1-1	*BAGUE ALVEOLÉE POLYMÈRE*	*INDENTS POLYMER BEARING*	*S5717 202320*	*4*	*2390150690*	
1-1-J	*POCHETTE DE JOINTS*	*SEAL KIT*		*1*	*4000173570*	

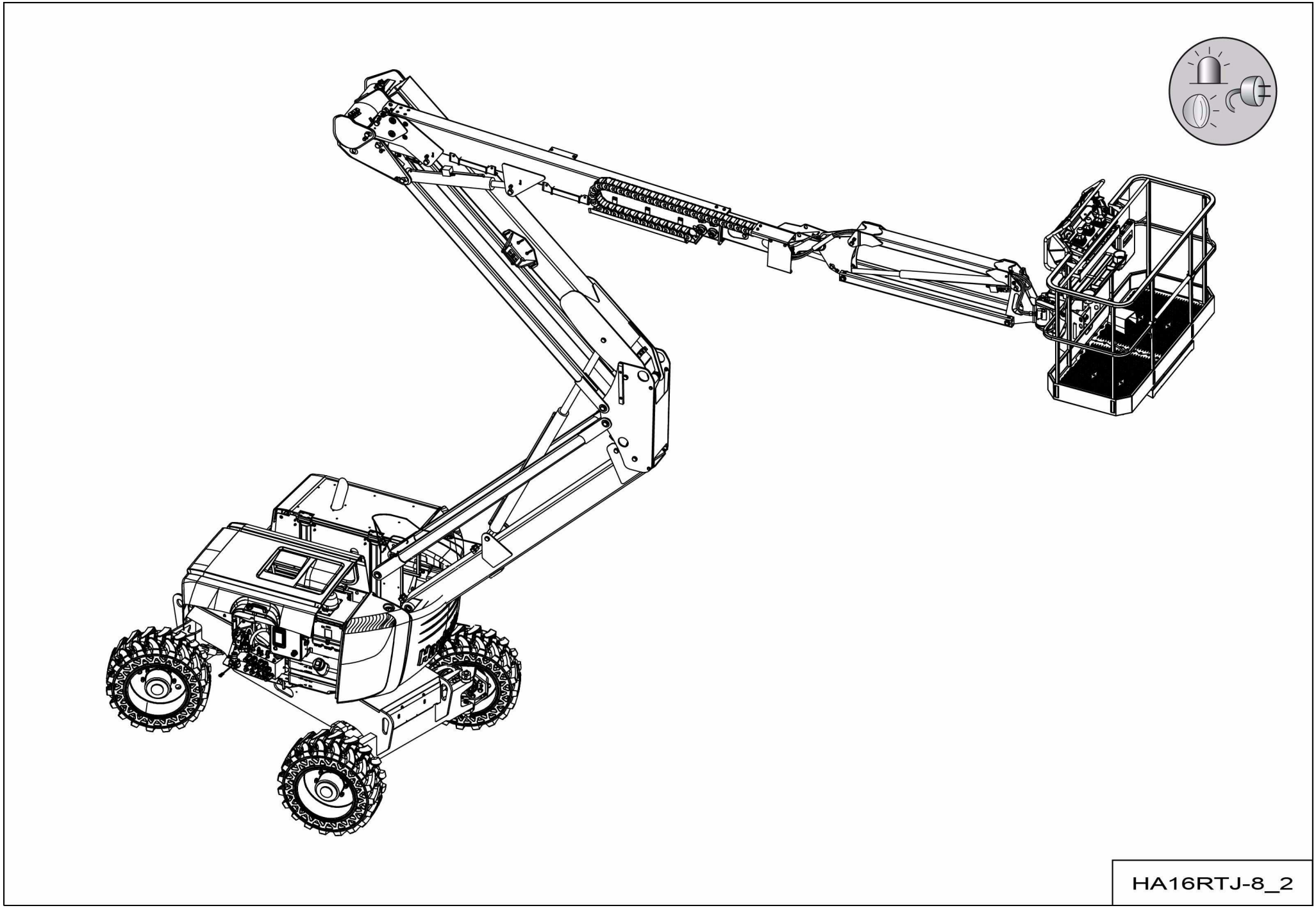
HA16RTJ-8_2

GROUPE OPTIONS
OPTIONS GROUP

Rep.	Désignation	Designation	Specification	Up to / jusqu'à
30	ENSEMBLE AIR COMPRIMÉ	COMPRESSED AIR SET	HA16 RTJ / RTJ O / RTJ PRO	
210.1	HUILE PAYS FROIDS	COLD COUNTRIES OIL	CEE-US	
210.2	GRAND FROID	COLD WEATHER	-15 ° C	
239A/B/C	ENSEMBLE COUPE CIRCUIT	CUT OUT SWITCH ASSEMBLY	HA16 RTJ / RTJ O / RTJ PRO	
310A/B/C	ENSEMBLE DISJONCTEUR DIFFÉRENTIEL	DIFFERENTIAL CIRCUIT BREAKER ASSEMBLY	HA16 RTJ / RTJ O / RTJ PRO	
315	FILTRE À PARTICULES	PARTICLES FILTER		
320.1	ALIMENTATION	POWER SUPPLY	110V USA	
320.2	ALIMENTATION	POWER SUPPLY	220V EU NON INDUSTRIELLE / NOT INDUSTRIAL	
320.3	ALIMENTATION	POWER SUPPLY	220V EU INDUSTRIELLE / NOT INDUSTRIAL	
320.4	ALIMENTATION	POWER SUPPLY	220V UK	
320.5	ALIMENTATION	POWER SUPPLY	110V UK INDUSTRIELLE / INDUSTRIAL	
340C	ESSIEU OSCILLANT MOTO-DIRECTEUR	MOTOR GUIDING SWING AXLE	1025X365 HA16 RTJ PRO	
370A/B/C	ENSEMBLE FEU À ECLATS	FLASHING LIGHT ASSEMBLY	HA16 RTJ / RTJ O / RTJ PRO	
380.1A/B/C	PORTILLON	GATE	EUR 2440 X 910 -8FT X3FT HA16 RTJ / RTJ O / RTJ PRO	
380.1D/E	ENSEMBLE GARDE CORPS GRAND PANIER	LARGE BASKET GUARD RAIL ASSEMBLY	US 2440X910 8FT HA46 RTJ O / RTJ PRO	
380.2	ENSEMBLE GARDE CORPS	GUARD RAIL ASSEMBLY	US 1830 X 800 6FT	
380.3	ENSEMBLE GARDE CORPS	GUARD RAIL ASSEMBLY	EUR 2440 X 915 - 8FT X 3FT	
380.4	ENSEMBLE GARDE CORPS	GUARD RAIL ASSEMBLY	2440 X 915 DROP BAR	>02/2016
380.5	ENSEMBLE GARDE CORPS	GUARD RAIL ASSEMBLY	1830 X 800 SWING GATE	>02/2016
380.6	ENSEMBLE GARDE CORPS	GUARD RAIL ASSEMBLY	2440 X 915 SWING GATE	>02/2016
390.1	ENSEMBLE GENERATRICE	GENERATOR ASSEMBLY	3.7KW 115V 50HZ INDUS GB HYDR	
390.2	ENSEMBLE GENERATRICE	GENERATOR ASSEMBLY	3.7KW 120V 60HZ USA HYDR	
390.3	ENSEMBLE GENERATRICE	GENERATOR ASSEMBLY	3.5KW 230V 50HZ INDUS EU HYDR	
390.4	ENSEMBLE GENERATRICE	GENERATOR ASSEMBLY	3.5KVA 230V 50HZ EU HYDR	
390.5	ENSEMBLE GENERATRICE	GENERATOR ASSEMBLY	3.5KVA 230V 50HZ GB HYDR	
390.6	ENSEMBLE GENERATRICE	GENERATOR ASSEMBLY	6.5KW 230V 380V 50HZ BASE EU	

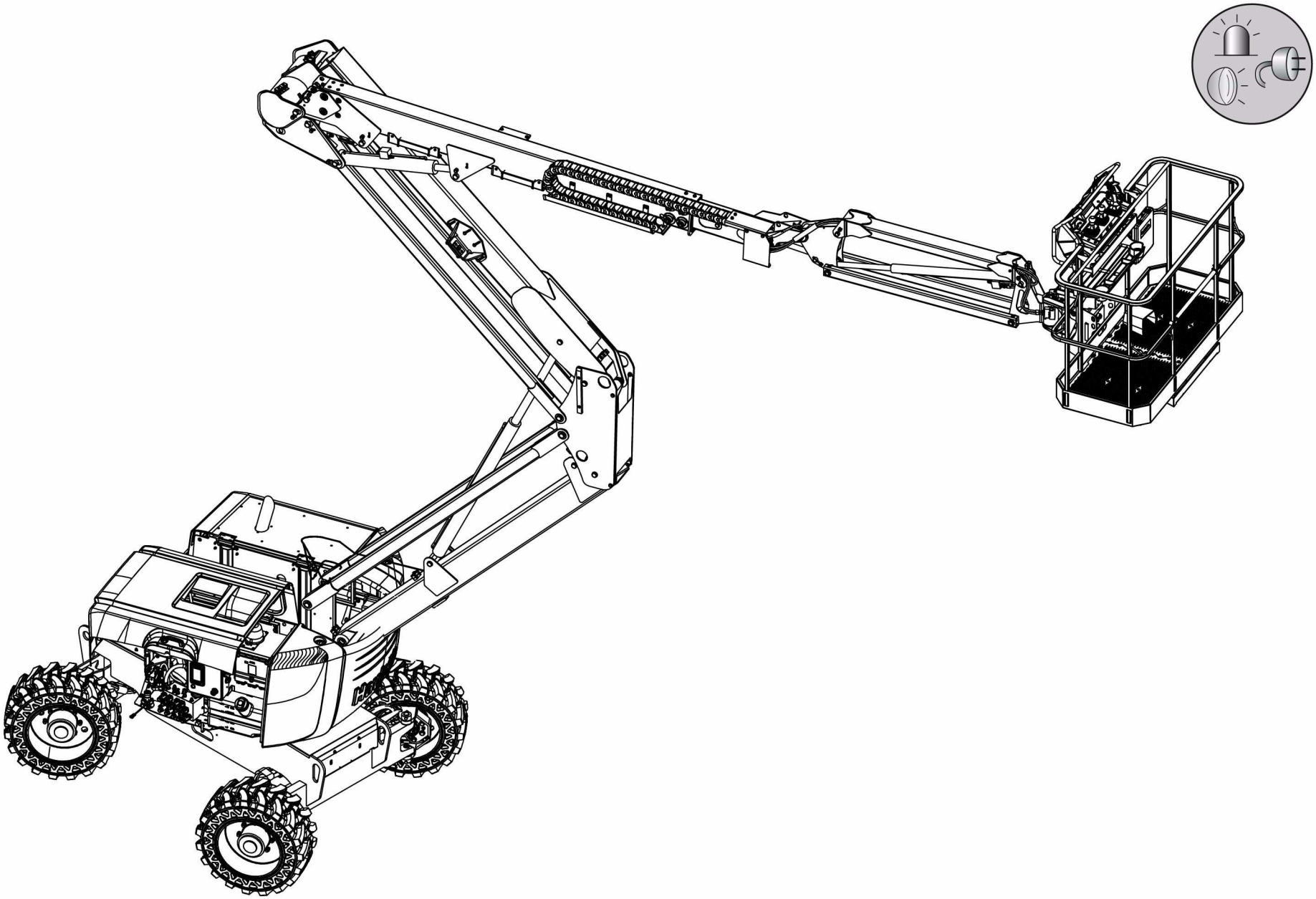

HA16RTJ-8_2

GROUPE OPTIONS
OPTIONS GROUP

Rep.	Désignation	Designation	Specification	Up to / jusqu'à
410B	ENSEMBLE JOINT TOURNANT	SWIVEL JOINT UNIT	ROTATION CONTINUE / CONTI-NUOUS ROTATION	
450	PRÉCHAUFFAGE PAYS TRES GRAND FROID	VERY COLD COUNTRIES PREHEATING	-20° - -25° C	
450B	OPTION JAPON	JAPAN OPTION	MOTEUR / ENGINE TIER 4	
510	PHARE DE TRAVAIL	WORKING LIGHT		
610.1	ACTIV SHIELD BAR	ACTIV SHIELD BAR	HA16 RTJ / RTJ O / RTJ PRO	<02/2016
610.2	ACTIVE BAR ABS	ACTIVE BAR ABS	HA16 RTJ / RTJ O / RTJ PRO	>02/2016
675.1	ENSEMBLE ROUES	WHEELS ASSEMBLY	850X340 NO MARKING	>02/2016
675.2	ENSEMBLE ROUES	WHEELS ASSEMBLY	1025X365	>02/2016
675.3	ENSEMBLE ROUES	WHEELS ASSEMBLY	1025X365 NO MARKING	>02/2016
675.4	ENSEMBLE ROUES	WHEELS ASSEMBLY	RTJ PRO	>02/2016
675.5	ENSEMBLE ROUES	WHEELS ASSEMBLY	NO MARKING RTJ PRO	>02/2016
800.1A/B/C	VANNE RÉSERVOIR HYDRAULIQUE	HYDRAULIC TANK VALVE	HA16 RTJ / RTJ O / RTJ PRO	
800.2A/B/C	KIT ANTI EMBALLEMENT	ANTI OVERSPEED KIT	HA16 RTJ / RTJ O / RTJ PRO	
800.3A/B/C	OPTION UKRAINE	UKRAINE OPTION	HA16 RTJ / RTJ O / RTJ PRO	
800.4A/B/C	KIT PAYS CHAUDS	HOT COUNTRIES KIT	HA16 RTJ / RTJ O / RTJ PRO	
800.5	PANNEAU DE VERRE	GLASS PANEL		
800.6	CLÉ	KEY	455	
800.7	OPTION	OPTION	MOTEUR / ENGINE TIV HA46 RTJ	
800.8	KIT VITRIER	GLASS PANEL		>02/2016
800.9	OPTION AUSTRALIE	AUSTRALIA OPTION	RÉGULATEUR DE DEBIT / FLOW REGULATOR	>02/2016
800.10	OPTION RUSSIE	RUSSIA OPTION		>02/2016
800.11	KIT ARCTIC JUSQUA -25DEG	ARCTIC KIT UP TO -25DEG		>02/2016
800.12	RECHAUFFEUR MOTEUR	ENGINE PREHEATER		>02/2016
800.13	SCOMBOX	SCOMBOX		>02/2016
800.14	SUPPORT ÉTIQUETTE	LABEL SUPPORT		>02/2016
800.15	OPTION JAPON	JAPAN OPTION		>02/2016

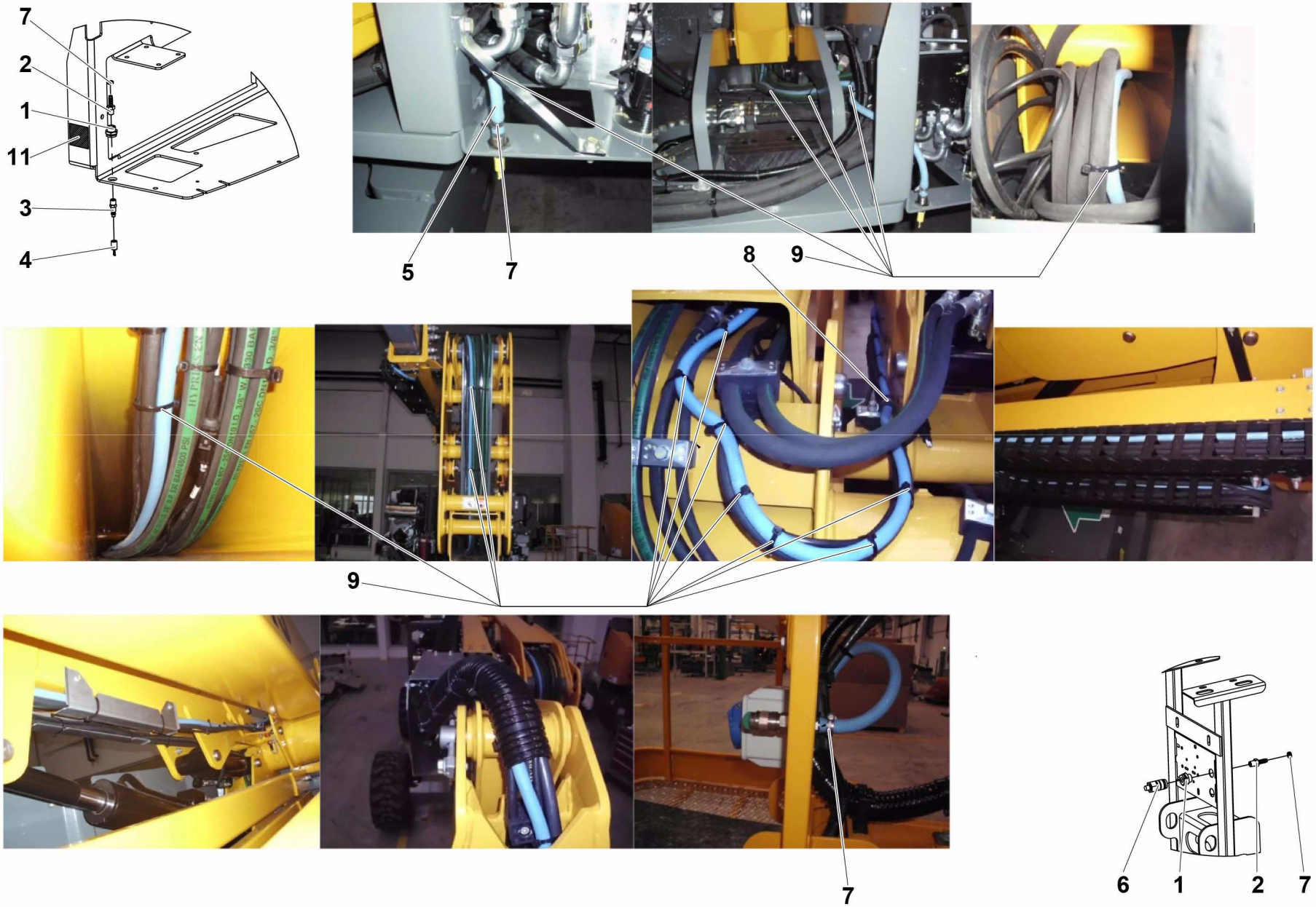

4000227910.A

▲ ENSEMBLE AIR COMPRIMÉ HA16 RTJ / RTJ O / RTJ PRO
COMPRESSED AIR SET

Rep.	Désignation	Designation	Specification	Qty	Code	Up to / jusqu'à
1	TRAVERSÉE DE CLOISON	BULKHEAD CONNECTOR		2	2421609380	
2	EMBOUT	END FITTING		2	2420506540	
3	RACCORD RAPIDE	RAPID FASTENER		1	2421809330	
4	BOUCHON PLASTIQUE	PLASTIC CAP		1	2420211670	
5	TUYAU AIR COMPRIMÉ	COMPRESSED AIR PIPE	Ø8/Ø1	22.4 M	2411902390	
6	RACCORD RAPIDE	RAPID FASTENER		1	2421809320	
7	COLLIER DE SERRAGE	TIGHTENING COLLAR		2	2381102010	
8	COLLIER DE SERRAGE	TIGHTENING COLLAR	DIA16 X 20	1	2700300380	
9	COLLIER	COLLAR	POLYAMIDE 4.8X360	20	2389002880	
10	COLLIER	COLLAR	POLYAMIDE 7.8X365	10	2389001700	
11	ÉTIQUETTE	LABEL		1	4000130880	

▲ HUILE PAYS FROIDS
COLD COUNTRIES OIL

CEE - US

◀ I-210.1 ▶

Rep.	Désignation	Designation	Specification	Qty	Code	Up to / jusqu'à
2	HUILE HYDRAULIQUE	HYDRAULIC OIL	S020886	100L	2505003820	

▲ GRAND FROID -15 ° C
COLD WEATHER

◀ I-210.2 ▶

Rep.	Désignation	Designation	Specification	Qty	Code	Up to / jusqu'à
1	BATTERIE DE DEMARRAGE	BATTERY- STARTER	110AH - 920A	1	2901002320	
2	HUILE HYDRAULIQUE	HYDRAULIC OIL	S020509 - TGF -20° C	100L	2505002640	

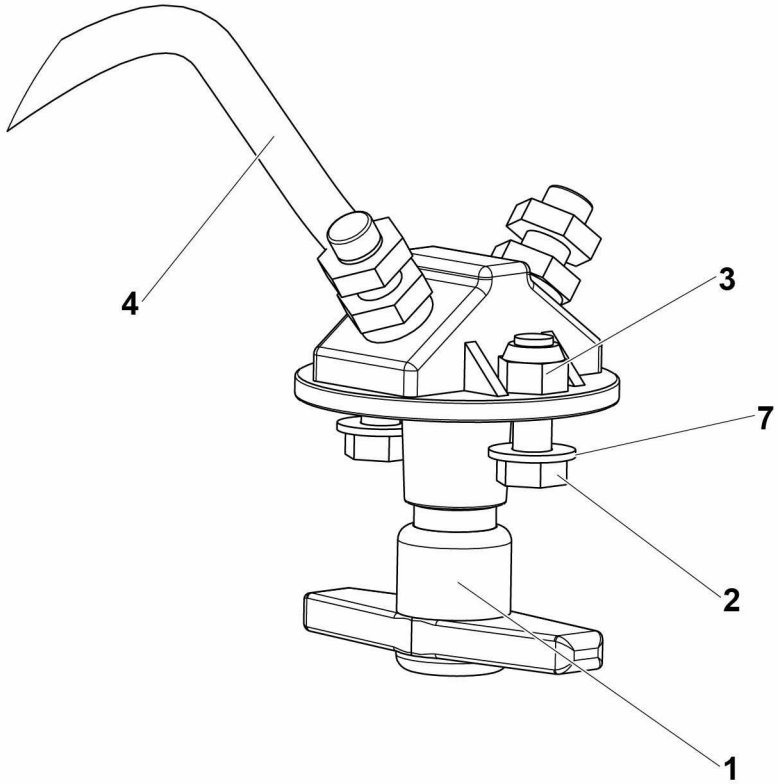

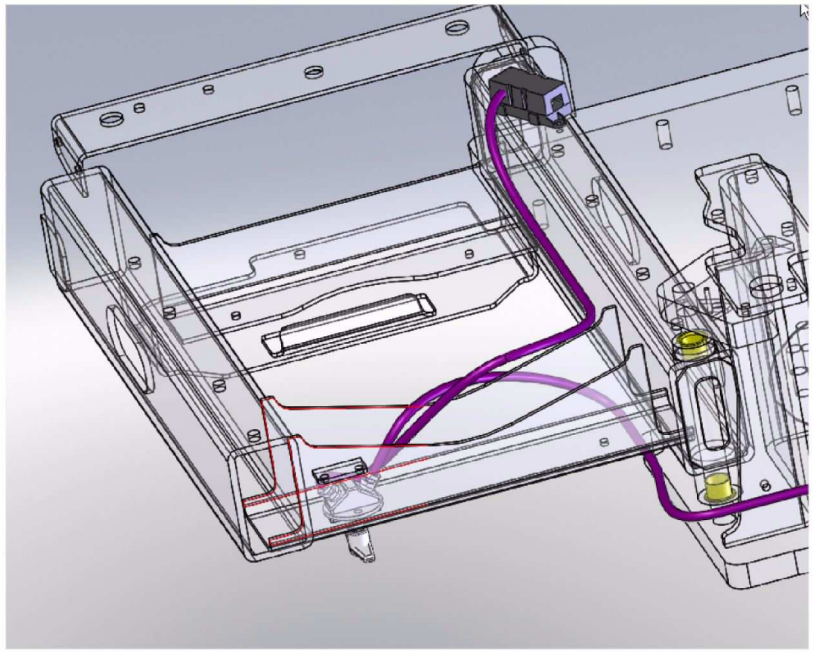

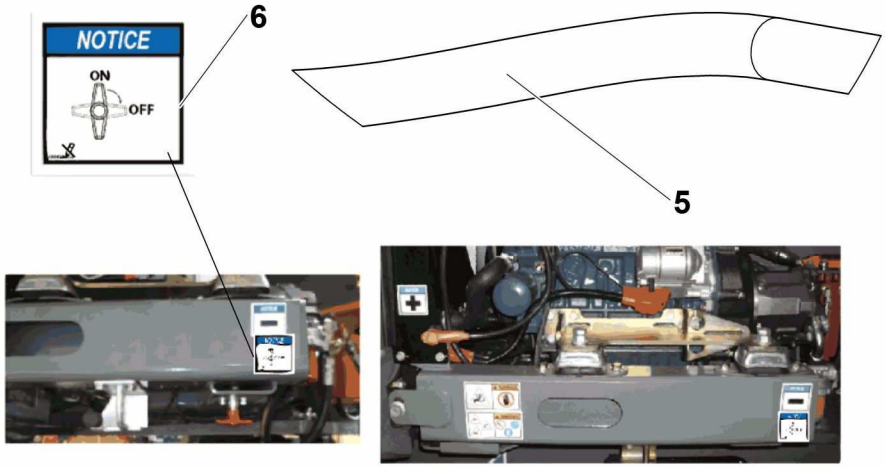

4000104250.D

▲ ENSEMBLE COUPE CIRCUIT HA16 RTJ / RTJ O / RTJ PRO
CUT OUT SWITCH ASSEMBLY

◀ I-239A/ B/C ▶

Rep.	Désignation	Designation	Specification	Qty	Code	Up to / jusqu'à
1	COUPE BATTERIE	BATTERY CUT-OFF	S020647 - 150 A	1	2901007510	
2	VIS H	CAP SCREW	M8X25-25 CL.8.8	2	2331231430	
3	ÉCROU AUTOFREINÉ	SELF-LOCKED NUT	M8 CL. 8	2	2349221500	
4	FAISCEAU	LOOM	FU161 COUPE-BAT	1	4000104300	
5	FAISCEAU	LOOM	CABLE FU161 FU122	1	4000056410	
6	ÉTIQUETTE COUPE BATTERIE ROTATIF	ROTATING BATTERY CUT-OFF LABEL		1	4000420650	
7	RONDELLE PLATE	ROUND HOLE WASHER	8.4 - 18 - 1.5 - CL.8.8	2	2351112070	

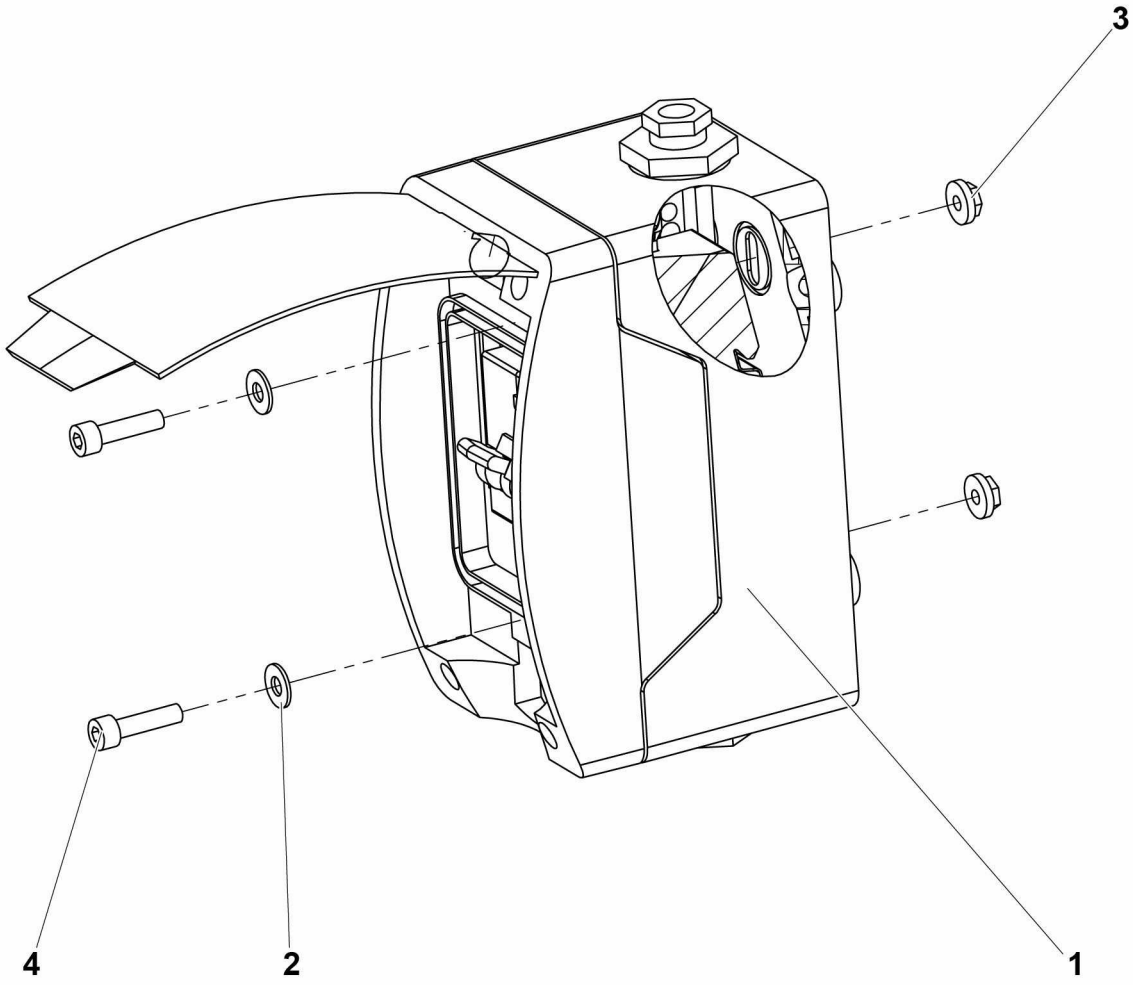

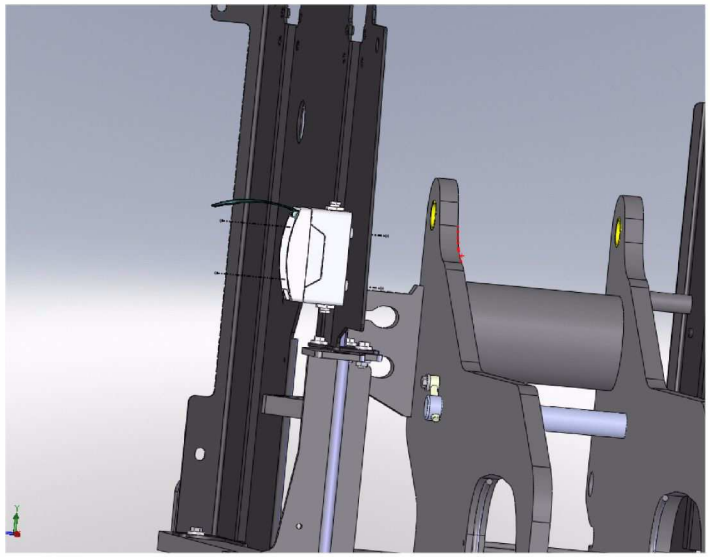

Montage / *Mounting* HA16RTJ

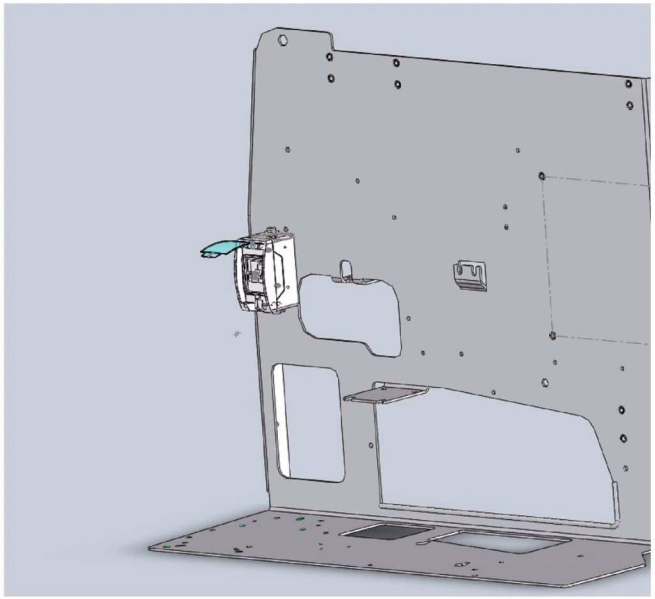

Montage / *Mounting* HA20RTJ

4000105280.B

▲ ENSEMBLE DISJONCTEUR DIFFÉRENTIEL HA16 RTJ / RTJ O / RTJ PRO
DIFFERENTIAL CIRCUIT BREAKER ASSEMBLY

Rep.	Désignation	Designation	Specification	Qty	Code	Up to / jusqu'à
1	**DISJONCTEUR DIFFÉRENTIEL**	**DIFFERENTIAL CIRCUIT BREAKER**		**1**	**4000105120**	**SEE DETAILS**
2	RONDELLE PLATE	ROUND HOLE WASHER	5.3 - 12 - 1 - CL.8.8	2	2351112040	
3	ÉCROU H EMBASE	HEX FLANGE NUT	M5 CL.8	2	2700200510	
4	VIS CHC	SOCKET CAP SCREW	M5X20-20 CL.8.8	2	2308231320	

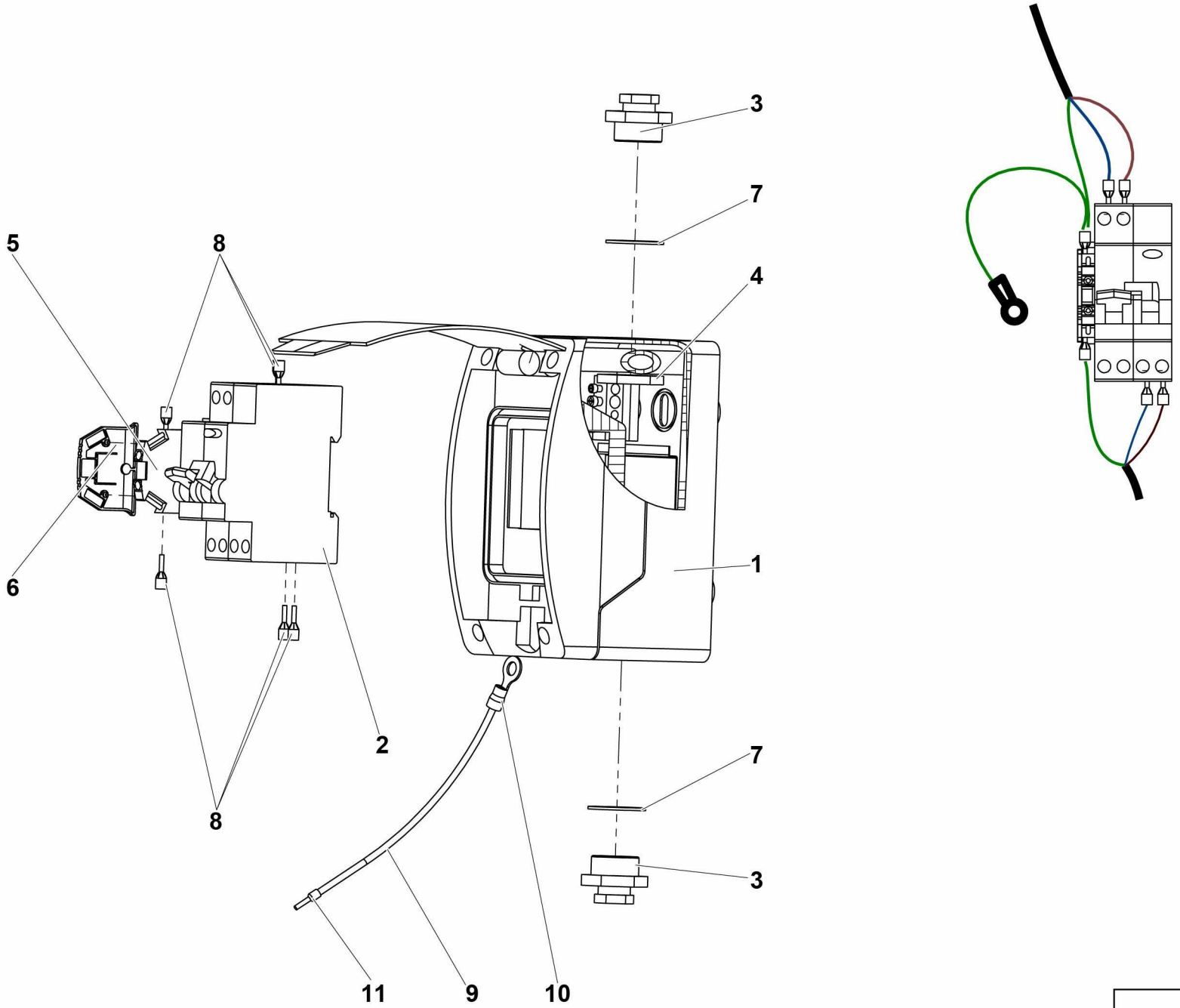

4000105120.C

▲ DISJONCTEUR DIFFÉRENTIEL
DIFFERENTIAL CIRCUIT BREAKER

◀ I-310A/ B/C-1 ▶

Rep.	Désignation	Designation	Specification	Qty	Code	Up to / jusqu'à
1	COFFRET	BOX	150X80 H98	1	2440302230	
2	DISJONCTEUR DIFFERENTIEL	DIFFERENTIAL CIRCUIT BREAKER	16A - 30 MA	1	2440402040	
3	PRESSE-ÉTOUPE	GLAND	16-9	2	2441613020	
4	CONTRE-ÉCROU	LOCK NUT	PG 16 PLASTIQUE / PLASTIC	2	2420302030	
5	BLOC JONCTION DE TERRE	EARTH JUNCTION BLOCK		1	2440215150	
6	BLOC CLOISON TERMINALE	TERMINAL PARTITION BLOCK		1	2440215160	
7	JOINT PRESSE-ÉTOUPE	GLAND SEAL	PG16	2	2901009970	
8	EMBOUT CÂBLAGE	CABLING TIP		6	2440502260	
9	FIL	WIRE	VERT JAUNE / GREEN YELLOW	0.2	4000316910	
10	COSSE RONDE BLEUE	BLUE ROUND TERMINAL	DIAM. 6	1	2440305470	
11	EMBOUT DE CÂBLAGE	CABLE END	1.5²	1	2901014480	

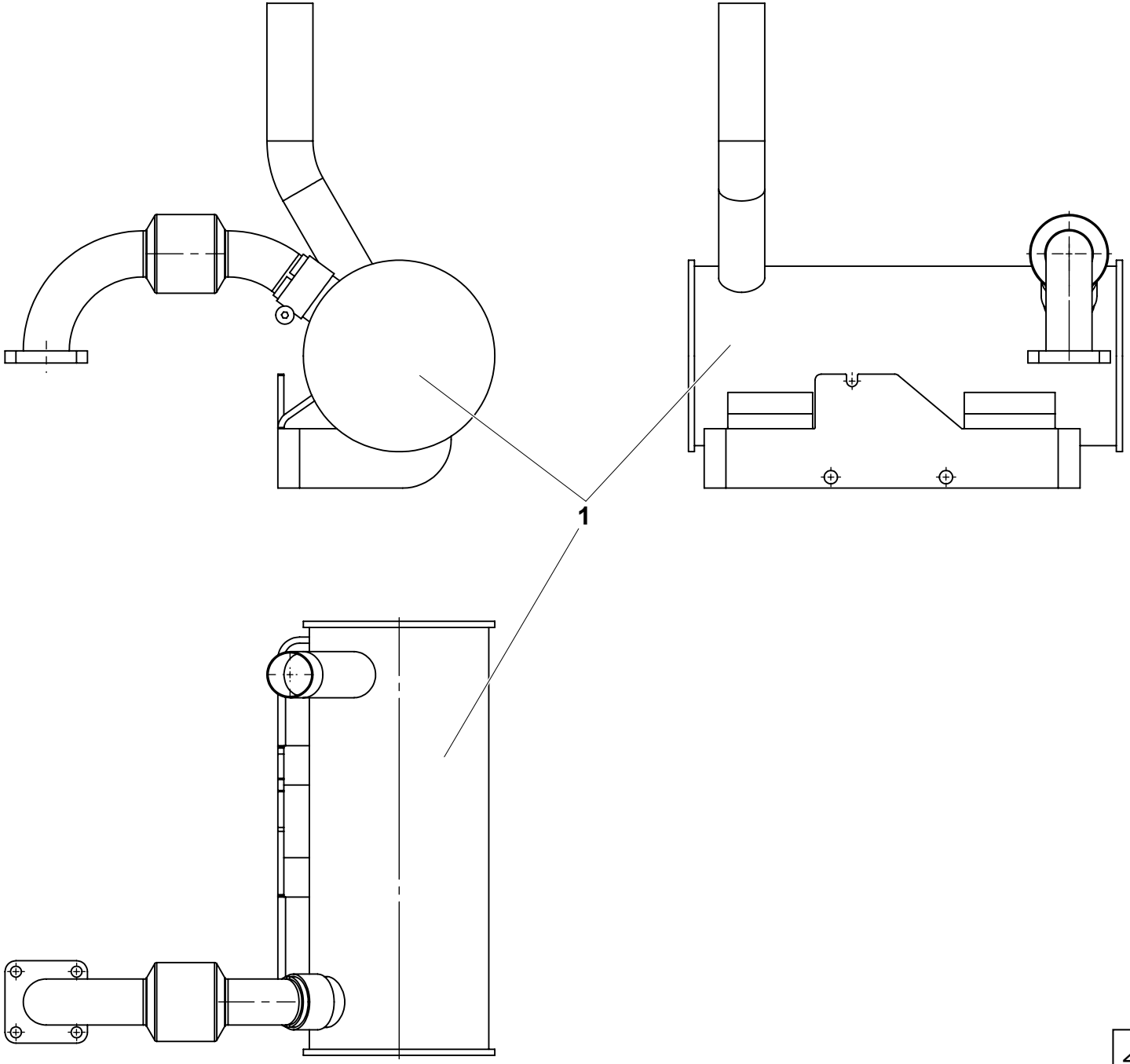

4000274870.A.0

▲ FILTRE À PARTICULES
PARTICLES FILTER

Rep.	Désignation	Designation	Specification	Qty	Code	Up to / jusqu'à
1	KIT FILTRE À PARTICULES	PARTICLES FILTER KIT	V1505 SANS SERINE / WITHOUT COVE	1	4000274880	

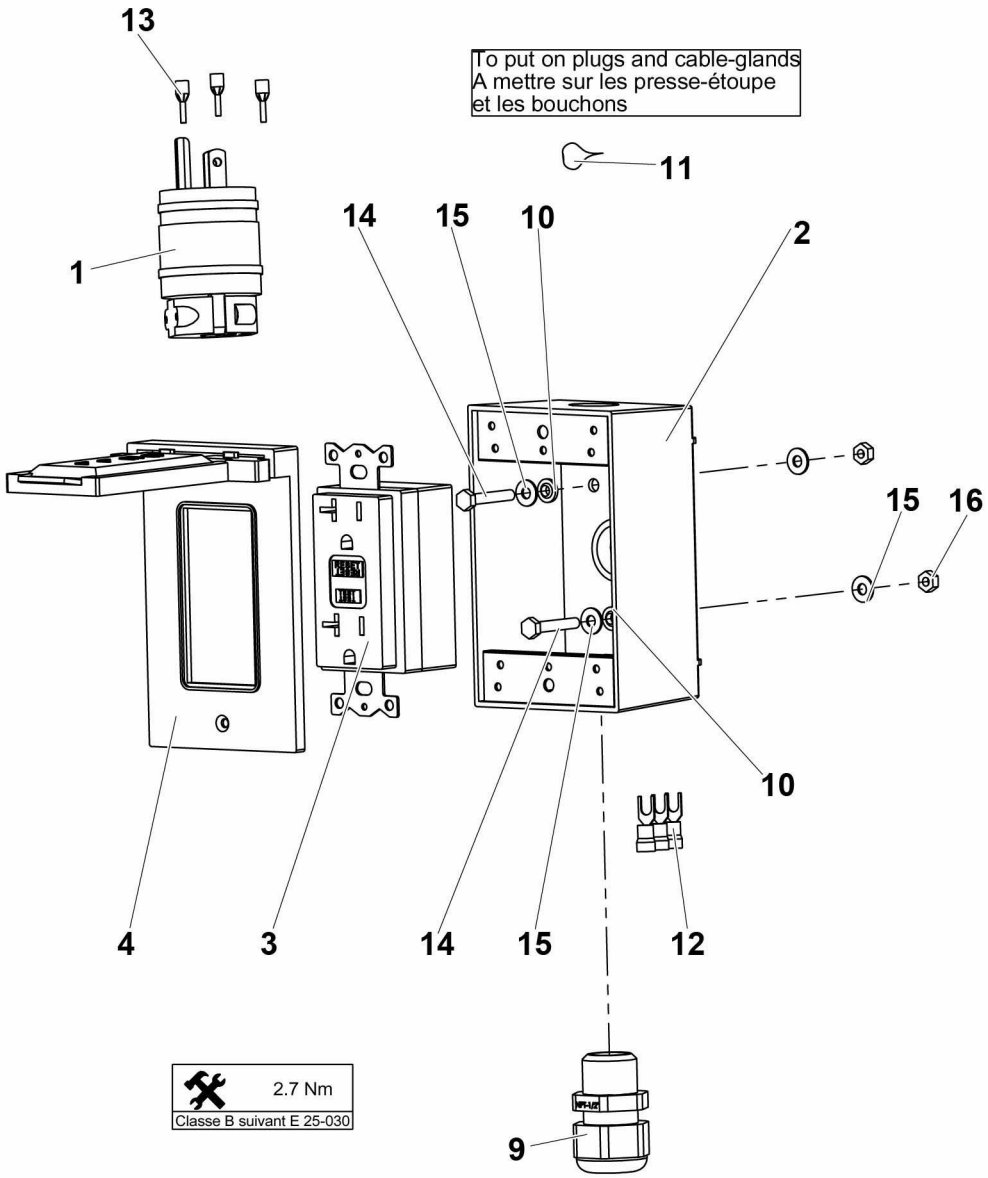

SUPPLY 110V USA
ALIMENTATION 110V USA

4000050580.C

▲ ALIMENTATION POWER SUPPLY — 110V USA — ◀ I-320.1 ▶

Rep.	Désignation	Designation	Specification	Qty	Code	Up to / jusqu'à
1	FICHE	PLUG	2P+T 115V 20A US	1	2440603760	
2	BOÎTIER MÉTALLIQUE	METAL CASE	PRISE US	1	2901010160	
3	PRISE	PLUG SOCKET	2P+T 115V 20A US	1	2901008990	
4	CAPOT PRISE	SOCKET COVER	US S020986	1	2901010170	
9	PRESSE-ÉTOUPE	GLAND	PERFECT PAS NPT 0.5 POUCES	1	2901010220	
10	BAGUE D'ÉTANCHÉITÉ	SEALING RING	M4 TYPE B	2	2901010470	
11	JOINT	SEAL	COLLE SANS SILICONE GLUED WITHOUT SILICONE	1	2820301000	
12	COSSE	LUG	4MM POUR 2,5 ²	3	2440305350	
13	EMBOUT CÂBLAGE	CABLING TIP		3	2440502260	
14	VIS H	CAP SCREW	M4X25-14 CL.8.8	2	2301231250	
15	RONDELLE PLATE	ROUND HOLE WASHER	4.3 - 10 - 0.8 - CL.8.8	4	2351112030	
16	ÉCROU H	HEX NUT	M4 CL. 8	2	2341221030	

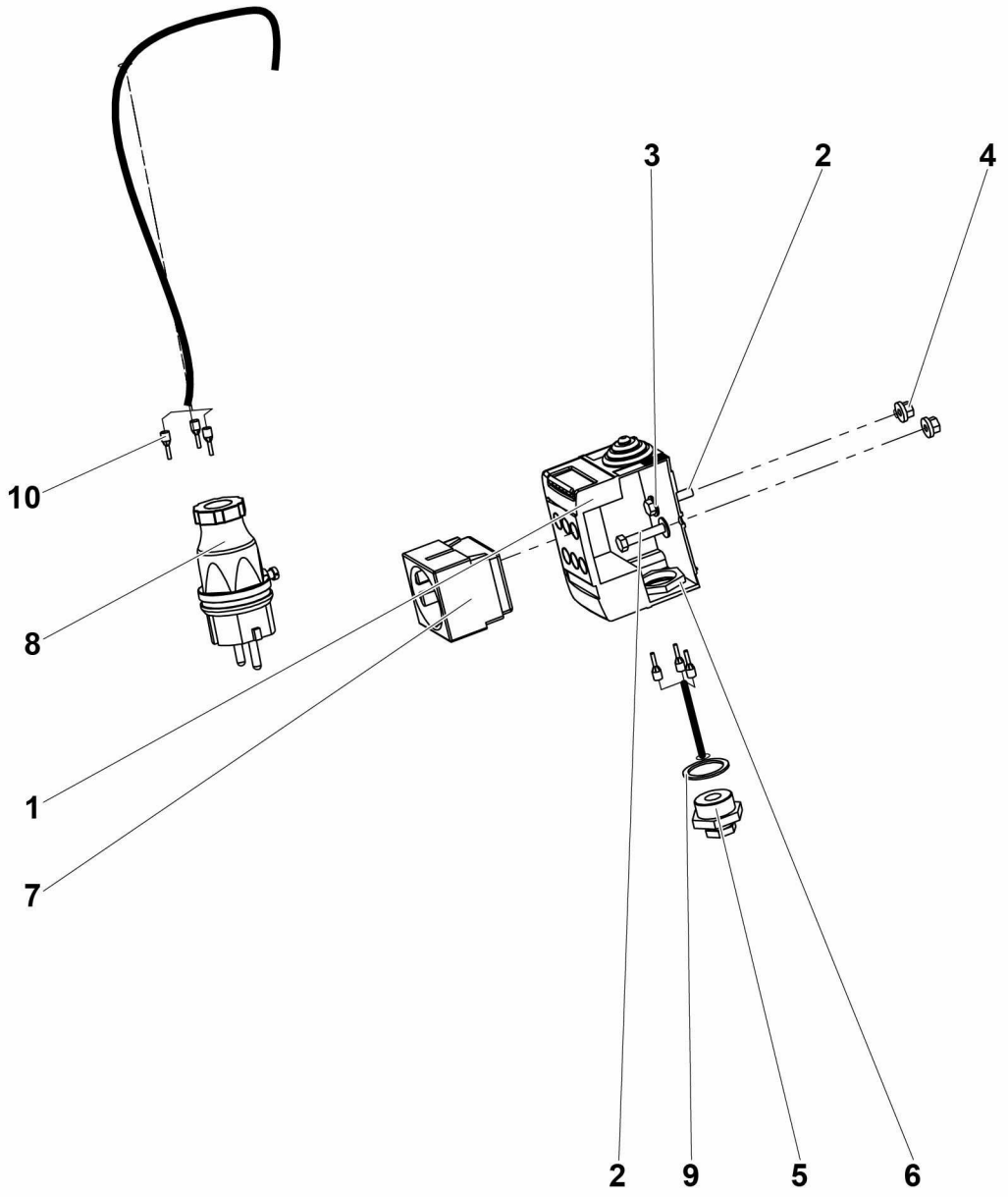

4000050590.C

▲ ALIMENTATION POWER SUPPLY — 220V EU NON INDUSTRIELLE NOT INDUSTRIAL — ◀ I-320.2 ▶

Rep.	Désignation	Designation	Specification	Qty	Code	Up to / jusqu'à
1	BOÎTIER PLASTIQUE	PLASTIC CASE		1	2440203650	
2	VIS H	CAP SCREW	M5X25-25 CL.8.8	2	2331231230	
3	RONDELLE PLATE	ROUND HOLE WASHER	5.3 - 12 - 1 - CL.8.8	2	2351112040	
4	ÉCROU EMBASE AUTOFREINÉ	FLANGE HEX LOCKNUT	M5 CL.8 ZB	2	2700200420	
5	PRESSE-ÉTOUPE	GLAND	16/9	1	2441613020	
6	CONTRE-ÉCROU	LOCK NUT	PG 16 PLASTIQUE / PLASTIC	1	2420302030	
7	PRISE	PLUG SOCKET	FEMELLE ALLEMAGNE	1	2441605060	
8	FICHE	PLUG	2P+T 220V 16A FR	1	2440603970	
9	JOINT PRESSE-ÉTOUPE	GLAND SEAL	PG16	1	2901009970	
10	EMBOUT CÂBLAGE	CABLING TIP		6	2440502260	

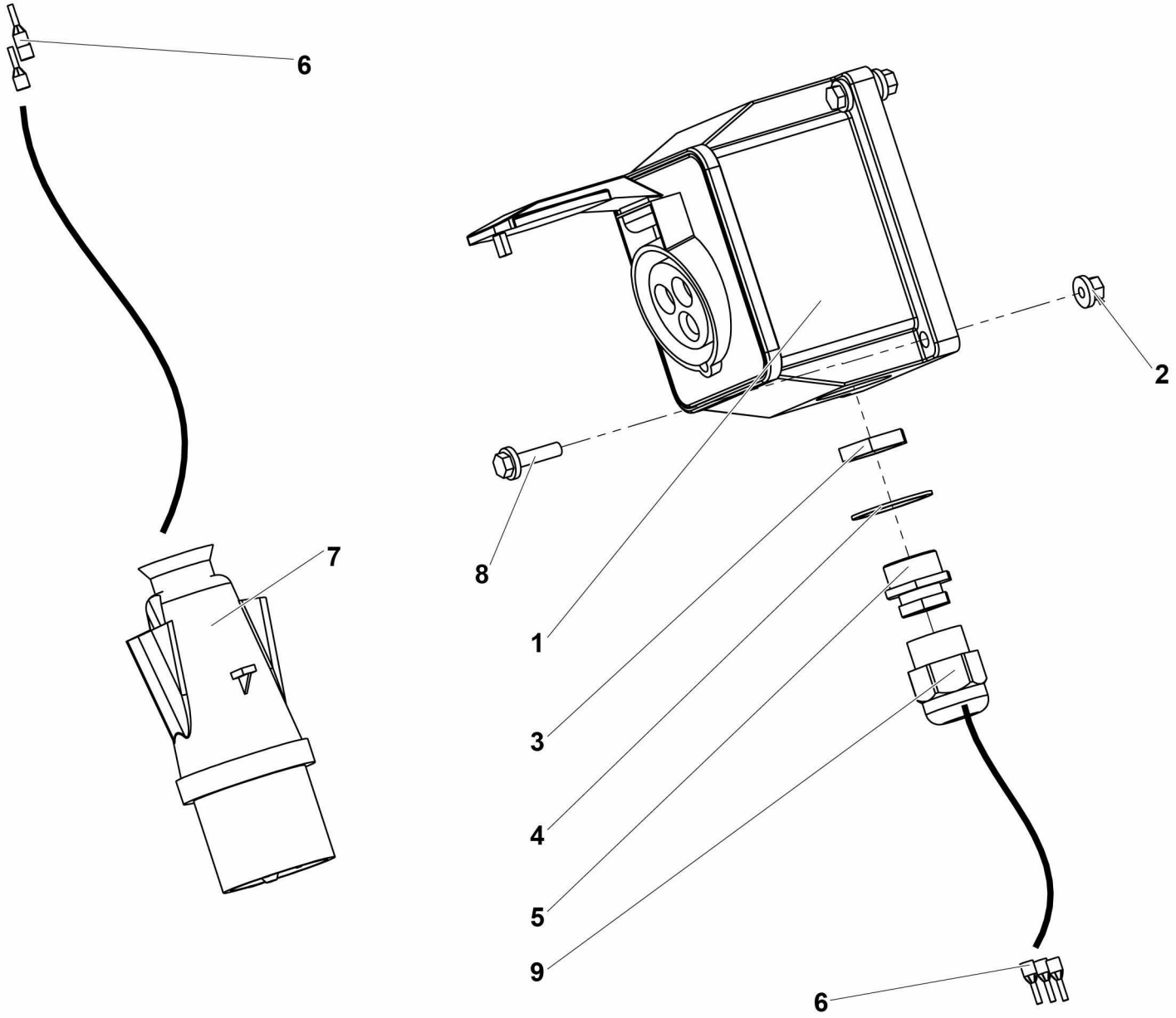

SUPPLY 220V EU INDUSTRIAL
ALIMENTATION 220V EU INDUSTRIELLE

4000050680.D

▲ ALIMENTATION POWER SUPPLY — 220V EU INDUSTRIELLE INDUSTRIAL — ◀ I-320.3 ▶

Rep.	Désignation	Designation	Specification	Qty	Code	Up to / jusqu'à
1	PRISE	PLUG SOCKET	BLEU / BLUE	1	2441904280	
2	ÉCROU EMBASE AUTOFREINÉ	FLANGE HEX LOCKNUT	M5 CL.8 ZB	4	2700200420	
3	CONTRE-ÉCROU	LOCK NUT		1	2440314130	
4	JOINT PRESSE-ÉTOUPE	GLAND SEAL	PG21	1	2901009990	
5	PRESSE-ÉTOUPE	GLAND	21/13	1	2441613050	
6	EMBOUT CÂBLAGE	CABLING TIP		6	2440502260	
7	FICHE	PLUG	16A 2P+T 220V	1	2440603770	
8	VIS H À EMBASE	FLANGE HEAD CAP SCREW	M5X20-20 CL. 8.8	4	4000095590	
9	PRESSE-ÉTOUPE	GLAND	PG13.5 (6-12MM)	1	4000129310	

SUPPLY 220V UK
ALIMENTATION 220V UK

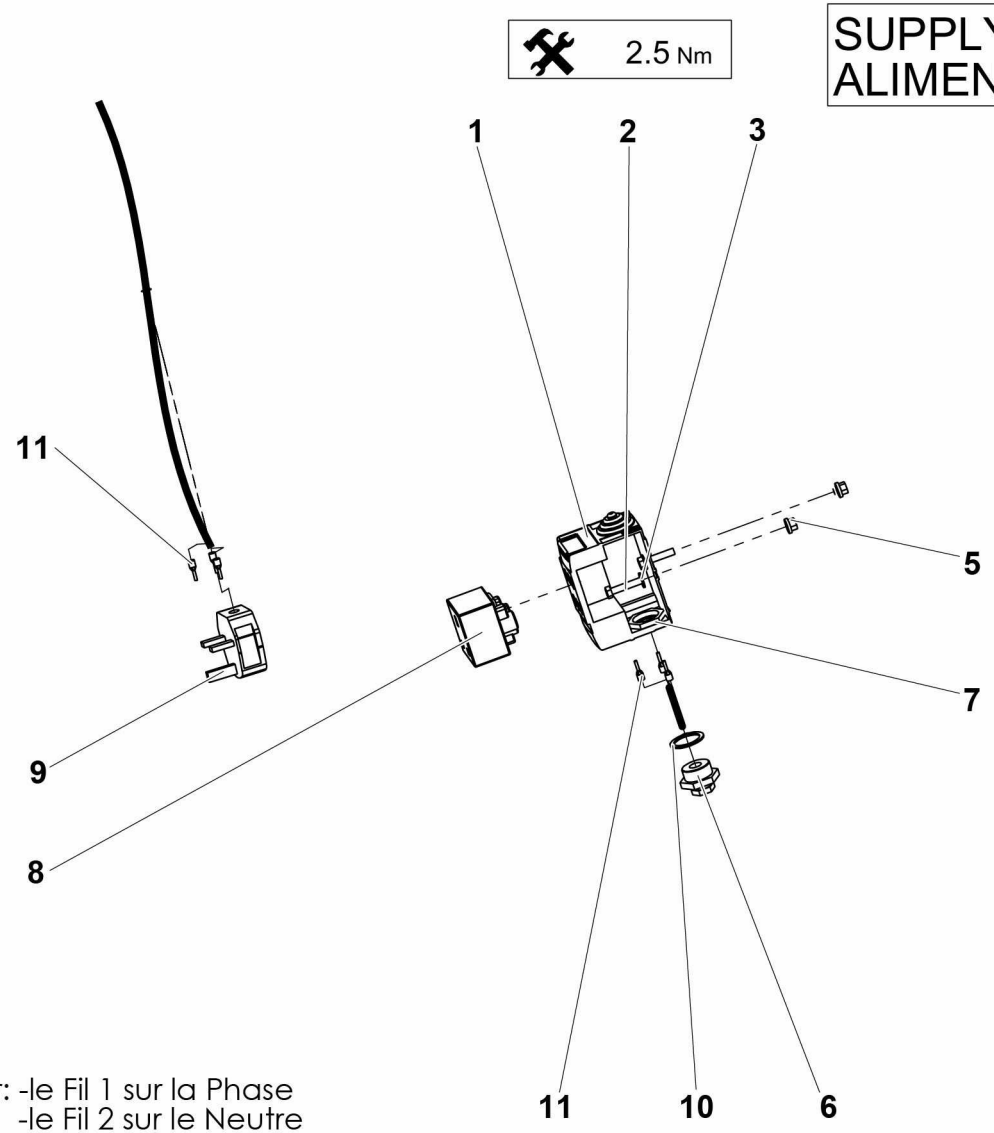

Connecter: -le Fil 1 sur la Phase
-le Fil 2 sur le Neutre
-le fil Vert et Jaune sur la Terre

Connect: -the Wire 1 on Phase
-the Wire 2 on Neutral
-the Green & Yellow wire on Ground

4000050600.C

▲ ALIMENTATION POWER SUPPLY — 220V UK — ◀ I-320.4 ▶

Rep.	Désignation	Designation	Specification	Qty	Code	Up to / jusqu'à
1	BOÎTIER PLASTIQUE	PLASTIC CASE		1	2440203650	
2	VIS H	CAP SCREW	M4X16-16 CL.8.8	2	2301231210	
3	RONDELLE PLATE	ROUND HOLE WASHER	4.3 - 16 - 0.8 - CL.8.8	4	2351124030	
4	RONDELLE DENT EXTÉRIEUR	OVERLAP TOOTH WASHER	4.3 - 8 - 0.9 - CL.8.8	2	2351301050	
5	ÉCROU H	HEX NUT	M4 CL. 8	2	2341221030	
6	PRESSE-ÉTOUPE	GLAND	16/9	1	2441613020	
7	CONTRE-ÉCROU	LOCK NUT	PG 16 PLASTIQUE / PLASTIC	1	2420302030	
8	PRISE	PLUG SOCKET	2P+T 220V 13A ANG	1	2441605070	
9	FICHE	PLUG	2P+T 220V 13A ANG	1	2440603750	
10	JOINT PRESSE-ÉTOUPE	GLAND SEAL	PG16	1	2901009970	
11	EMBOUT CÂBLAGE	CABLING TIP		6	2440502260	

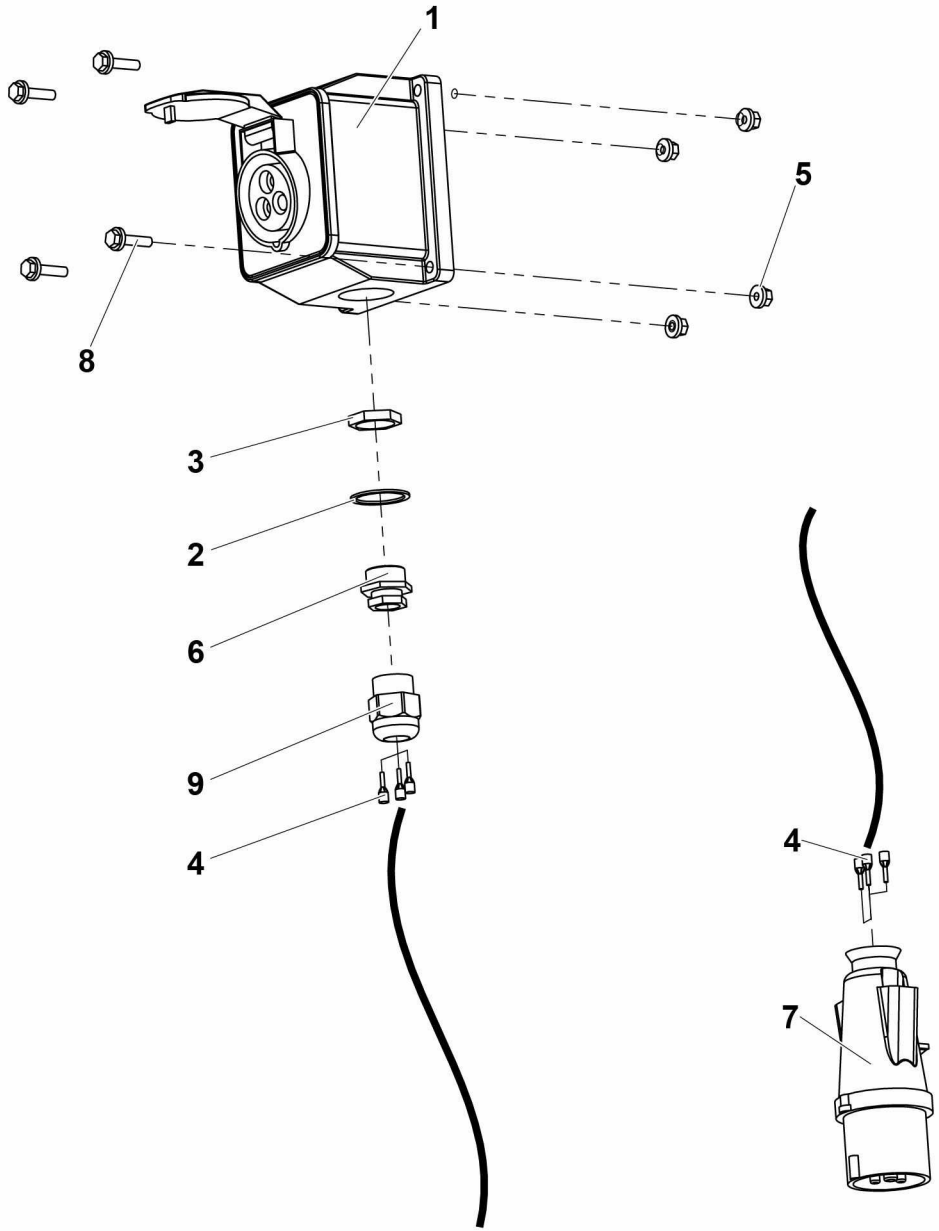

ALIMENTATION 110V GB INDUSTRIELLE
SUPPLY 110V UK INDUSTRIAL

4000050800.E

▲ ALIMENTATION POWER SUPPLY — 110V UK INDUSTRIELLE INDUSTRIAL — ◀ I-320.5 ▶

Rep.	Désignation	Designation	Specification	Qty	Code	Up to / jusqu'à
1	PRISE	PLUG SOCKET	JAUNE / YELLOW	1	2441904690	
2	JOINT PRESSE-ÉTOUPE	GLAND SEAL	PG21	1	2901009990	
3	CONTRE-ÉCROU	LOCK NUT		1	2440314130	
4	EMBOUT CÂBLAGE	CABLING TIP		6	2440502260	
5	ÉCROU EMBASE AUTOFREINÉ	FLANGE HEX LOCKNUT	M5 CL.8 ZB	4	2700200420	
6	PRESSE-ÉTOUPE	GLAND	21/13	1	2441613050	
7	FICHE	PLUG	2P+T 115V 16A JAUNE / YELLOW	1	2440603940	
8	VIS H À EMBASE	FLANGE HEAD CAP SCREW	M5X20-20 CL. 8.8	4	4000095590	
9	PRESSE-ÉTOUPE	GLAND	PG13.5 (6-12MM)	1	4000129310	

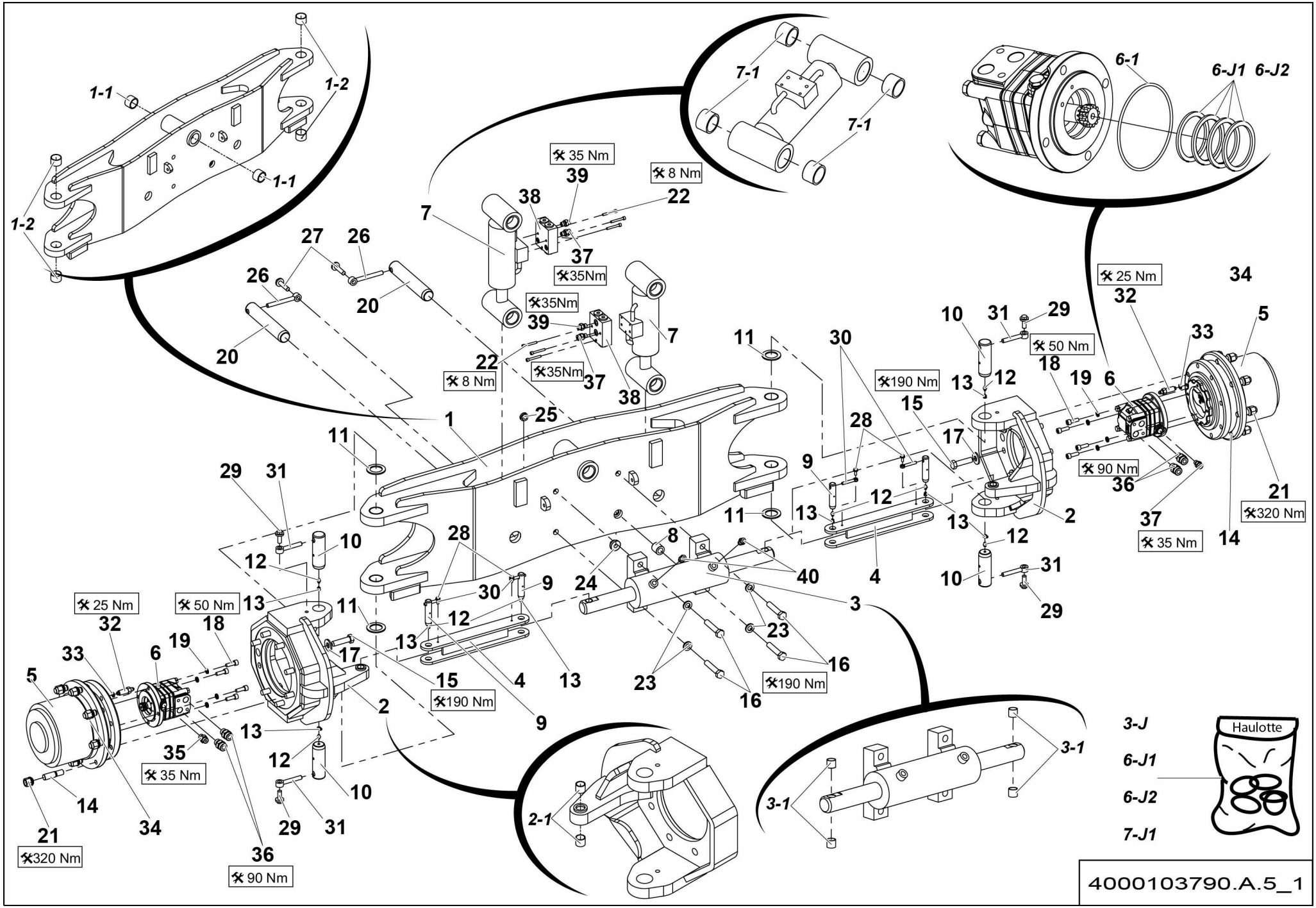
1-1
1-2
1-2
1-1
7-1
7-1
6-1
6-J1 6-J2
35 Nm
39
8 Nm
22
38
7
37
35Nm
27
26
26
20
20
35Nm
39
7
22
8 Nm
35Nm
37
38
1
25
11
29
31
10
12
13
25 Nm
32
50 Nm
18
33
5
6
19
17
15
2
14
21
320 Nm
34
36
90 Nm
35 Nm
37
11
30
10
31
29
50 Nm
190 Nm
13
12
19
6
15
28
17
9
12
13
11
13
12
10
31
29
4
40
3
24
8
28
30
9
12
13
23
16
4
13
23
16
190 Nm
9
2
35
35 Nm
12
10
29
31
36
90 Nm
21
320 Nm
2-1
3-1
3-1
3-J
6-J1
6-J2
7-J1
Haulotte
4000103790.A.5_1

▲ ESSIEU OSCILLANT MOTO-DIRECTEUR HA16 RTJ PRO
MOTOR GUIDING SWING AXLE 1025X365

Rep.	Désignation	Designation	Specification	Qty	Code	Up to / jusqu'à
1	CAISSON OSCILLANT	OSCILLATING CASE		1	4000075880	
1-1	*BAGUE FIBRE*	*FIBER BEARING*	*S5717 404830*	*2*	*2390190980*	
1-2	*BAGUE ALVEOLÉE POLYMÈRE*	*INDENTS POLYMER BEARING*	*S5717 404430*	*4*	*2390150450*	
2	PIVOT	PIVOT	WELD VERSION	2	4000077580	
2-1	*BAGUE ALVEOLÉE POLYMÈRE*	*INDENTS POLYMER BEARING*	*S5717 202320*	*2*	*2390150690*	
3	VÉRIN DBLE EFF DBLE TIGE	DUAL ACTING DUAL ROD CYLINDER		1	4000073130	
3-1	*BAGUE ALVEOLÉE POLYMÈRE*	*INDENTS POLYMER BEARING*	*S5717 202320*	*1*	*2390150690*	
3-J	*POCHETTE DE JOINTS*	*SEAL KIT*		*1*	*4000173570*	
4	BIELLETTE	LINK ROD		2	4000073080	
5	**RÉDUCTEUR DE TRANSLATION**	**TRAVEL REDUCER**		**2**	**4000106470**	**SEE DETAILS PAGE 45**
6	MOTEUR	MOTOR	S021302	2	2431203230	
6-1	*JOINT TORIQUE*	*O-RING*		*1*	*2394901210*	
6-J1	*POCHETTE DE JOINTS*	*SEAL KIT*	*VERSION 1 - S020300*	*1*	*2421692490*	
6-J2	*POCHETTE DE JOINTS*	*SEAL KIT*	*VERSION 2 - S021302*	*1*	*2505006380*	
7	VÉRIN DBLE EFF SPLE TIGE	DUAL ACTING SGLE ROD CYL	D70-D35	2	4000075930	
7-1	*BAGUE FIBRE*	*FIBER BEARING*	*S5717 404830*	*1*	*2390190980*	
7-J1	*POCHETTE DE JOINTS*	*SEAL KIT*		*1*	*4000209430*	
8	ENTRETOISE	SPACER		1	4000095920	
9	AXE AVEC PERÇAGE	PIN WITH DRILLING		4	4000042550	
10	AXE AVEC PERÇAGE	PIN WITH DRILLING		4	4000073160	
11	BUTÉE	STOP		4	164P328530	
12	GRAISSEUR DROIT	STRAIGHT GREASE FITTING	M8 X 1.25	8	2420701540	
13	CACHE GRAISSEUR	GREASE POINT COVER	ROUGE / RED	8	2420301180	
14	GOUJON	STUD	M18X1.5 REDUC M16X2 DA	16	116D154490	
15	VIS H	CAP SCREW	M16X60-38 CL.8.8	16	2301232390	
16	VIS H	CAP SCREW	M16X80-38 CL.8.8	4	2301232430	

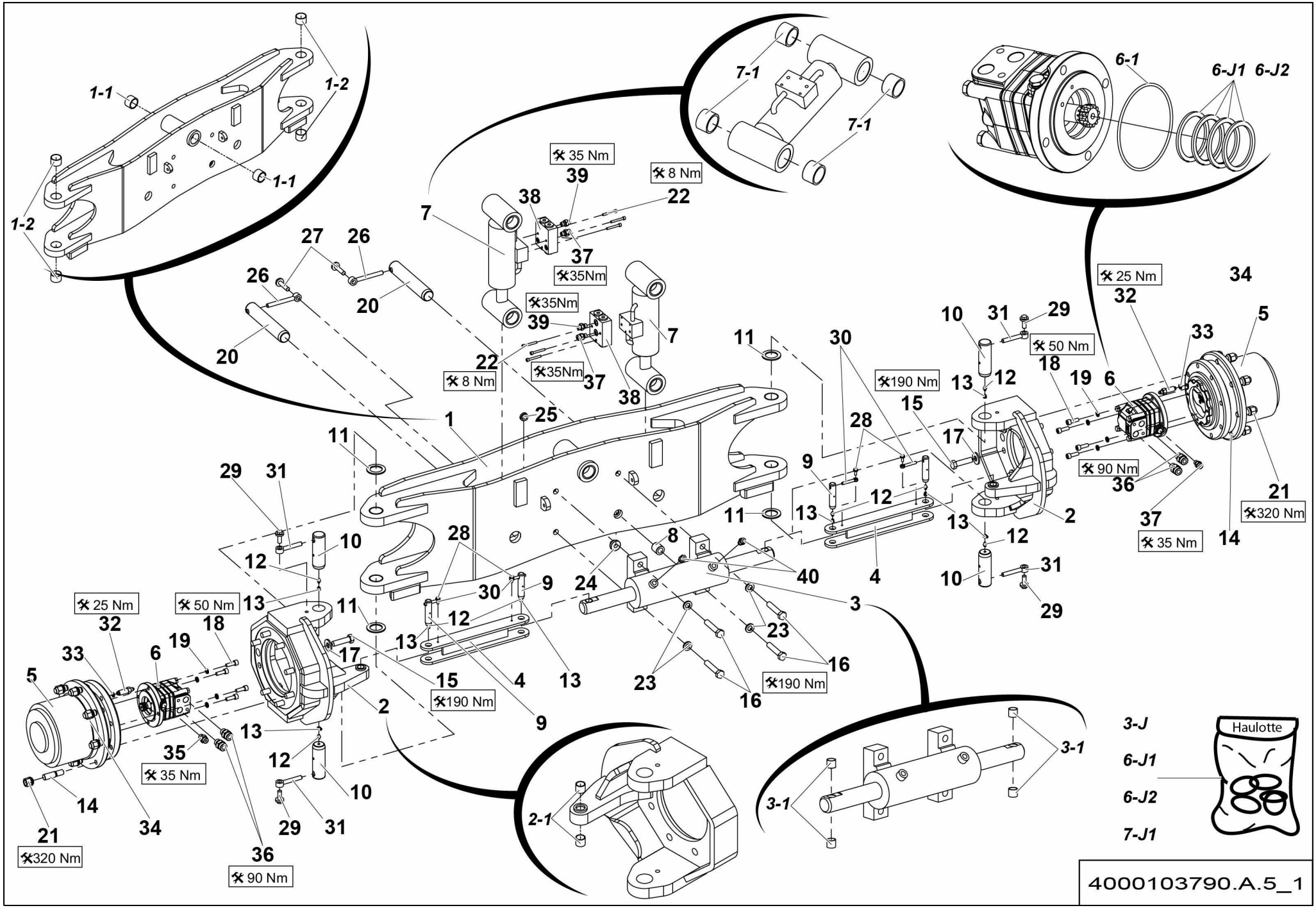
1-1
1-2
1-2
1-1
7-1
7-1
6-1
6-J1 6-J2
35 Nm
39
8 Nm
22
38
7
37
35Nm
27
26
26
20
20
35Nm
39
7
22
8 Nm
35Nm
37
38
1
25
11
29
31
10
12
13
25 Nm
32
50 Nm
18
33
5
6
19
17
15
2
14
21
320 Nm
36
90 Nm
37
35 Nm
34
11
30
10
31
29
50 Nm
190 Nm
13
12
19
6
15
28
17
9
12
13
11
13
12
4
10
31
29
28
8
40
3
24
30
9
12
13
11
25 Nm
32
50 Nm
18
19
6
33
5
17
15
2
13
35
35 Nm
12
10
14
21
320 Nm
34
29
31
36
90 Nm
23
16
190 Nm
4
13
23
16
9
2-1
3-1
3-1
3-J
6-J1
6-J2
7-J1
Haulotte
4000103790.A.5_1

ESSIEU OSCILLANT MOTO-DIRECTEUR HA16 RTJ PRO
MOTOR GUIDING SWING AXLE 1025X365

Rep.	Désignation	Designation	Specification	Qty	Code	Up to / jusqu'à
17	RONDELLE ÉLASTIQUE	SPRING WASHER	CL16	16	2351900010	
18	VIS CHC	SOCKET CAP SCREW	M10X30-30 CL.10.9	8	2338331370	
19	RONDELLE ÉLASTIQUE	SPRING WASHER	W 10	8	2351201090	
20	AXE AVEC PERÇAGE	PIN WITH DRILLING		2	4000075250	
21	ÉCROU DE ROUE	WHEEL NUT	M18 X1.5 CL. 8	16	2600502110	
22	VIS CHC	SOCKET CAP SCREW	M6X45-24 CL.8.8	6	2308233560	
23	RONDELLE PLATE	ROUND HOLE WASHER	HV 16	4	2351902910	
24	ÉCROU H EMBASE	HEX FLANGE NUT	M16 CL.8	4	2700200330	
25	ÉCROU H EMBASE	HEX FLANGE NUT	M12 CL.8	2	2700200320	
26	CHAPE MÂLE LISSE	CLEVIS PIN	D12 X110	2	183P245960	
27	VIS H À EMBASE	FLANGE HEAD CAP SCREW	M12X50-30 CL. 8.8	2	2700101720	
28	VIS H À EMBASE	FLANGE HEAD CAP SCREW	M6X16-16 CL. 8.8	4	2700102090	
29	VIS H À EMBASE	FLANGE HEAD CAP SCREW	M12X30-30 CL. 8.8	4	2700101710	
30	CHAPE MÂLE LISSE	CLEVIS PIN	D8 X50	4	173D158320	
31	CHAPE MÂLE LISSE	CLEVIS PIN	D12 X80	4	178D161200	
32	RACCORD MÂLE	MALE CONNECTION	M10 P100 7/16-20 UNF	2	179P261130	
33	JOINT CUIVRE	COPPER SEAL	Ø10,1X15,7X2,5	2	2399002130	
34	HUILE HYDRAULIQUE	HYDRAULIC OIL	80W90	1	2505004030	
35	UNION MÂLE	MALE UNION	3_8P-ORFS 11_16-16	1	2369111970	
36	UNION MÂLE	MALE UNION	1-2 BSPP 1-14 UNF	4	2501000830	
37	UNION MÂLE	MALE UNION	1/4 BSPP 11/16-16 UNF ORFS	3	2501000570	
38	CLAPET ANTI-RETOUR PILOTÉ	PILOT-OPERATED CHECK VALVE		2	2426602660	
39	UNION MÂLE	MALE UNION	1/4' BSPP 9/16-18	2	2369111940	
40	UNION MÂLE	MALE UNION	9/16-18 UNF 9/16-18 1/4	2	2501000020	

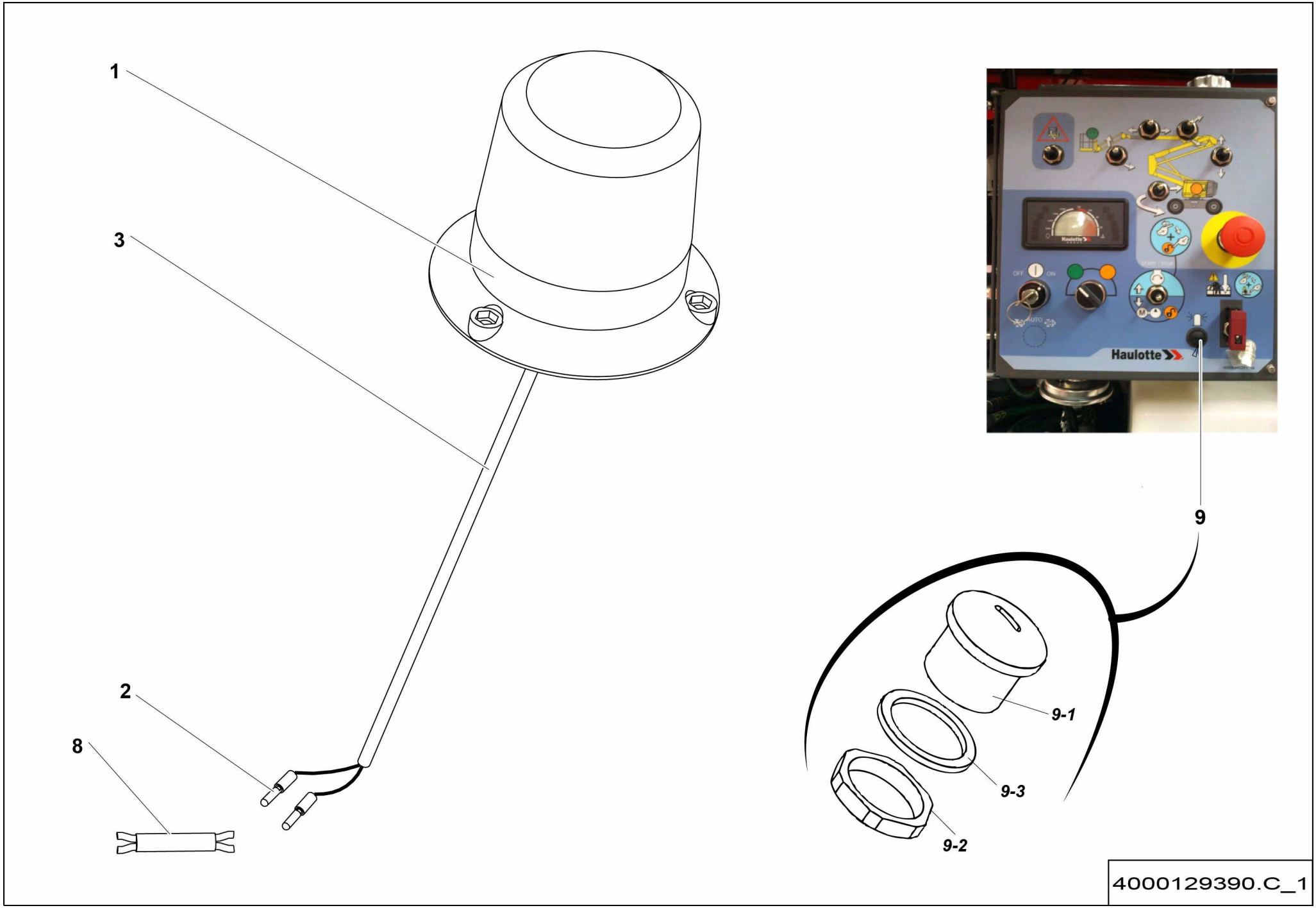
1
3
2
8
9
9-1
9-3
9-2
Haulotte
4000129390.C_1

▲ ENSEMBLE FEU À ECLATS HA16 RTJ / RTJ O / RTJ PRO
FLASHING LIGHT ASSEMBLY

◀ I-370A/ B/C ▶

Rep.	Désignation	Designation	Specification	Qty	Code	Up to / jusqu'à
1	FEU A ECLAT	FLASHING LIGHT	7W FEU À ÉCLAT	1	2440601520	
2	COSSE	LUG	Ø4 RED COSSE CYLINDRIQUE	2	2440305570	
3	GAINE	SHEATH	GAINE THERMORETRACTABLE	120 MM	2901013200	
8	**FAISCEAU**	**LOOM**		**1**	**4000270370**	**SEE DETAILS**
9	KIT BOUCHON INTERRUPTEUR	SWITCH PLUG KIT		1	4000212640	
9-1	*OBTURATEUR*	*SEAL*	*M12 X1.5 NOIR / BLACK*	*1*	*4000209070*	
9-2	*CONTRE ÉCROU*	*LOCK NUT*	*M12 LAITON*	*1*	*4000209720*	
9-3	*JOINT NÉOPRÈNE*	*NEOPRENE SEAL*	*M12*	*1*	*4000209730*	

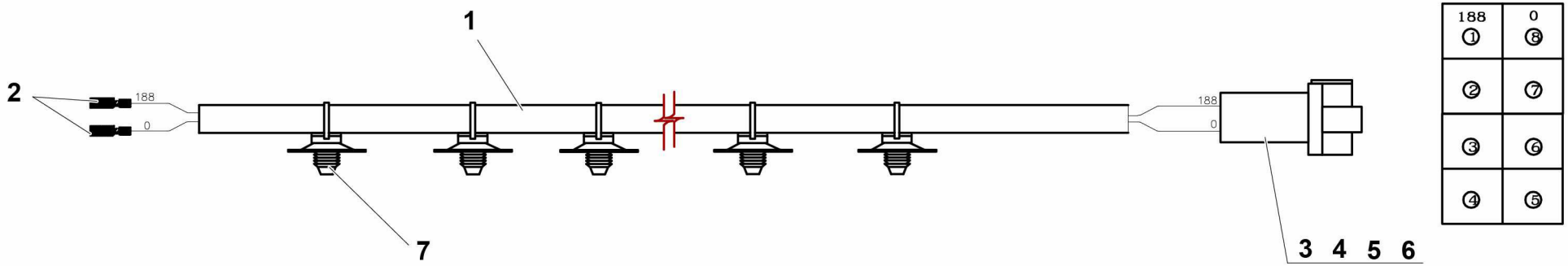

4000270370.A

▲ FAISCEAU
LOOM

Rep.	Désignation	Designation	Specification	Qty	Code	Up to / jusqu'à
1	FIL	WIRE	2X1MM² - S5074 CÂBLE	2.3M	2440311480	
2	COSSE DOUILLE CYLINDRIQUE	CYLINDRICAL LUG		2	2440305560	
3	CONNECTEUR	CONNECTOR	8 VOIES / WAYS	1	4000134710	
4	COSSE	LUG	PIN SIZE 16	2	4000030290	
5	CALE POUR CONNECTEUR	CONNECTOR CHOCK	8 VOIES / WAYS	1	4000139170	
6	BOUCHON D'ÉTANCHÉITÉ	SEALING PLUG		6	4000207120	
7	SERRE CÂBLE	WIRE CLAMP		1	4000137070	

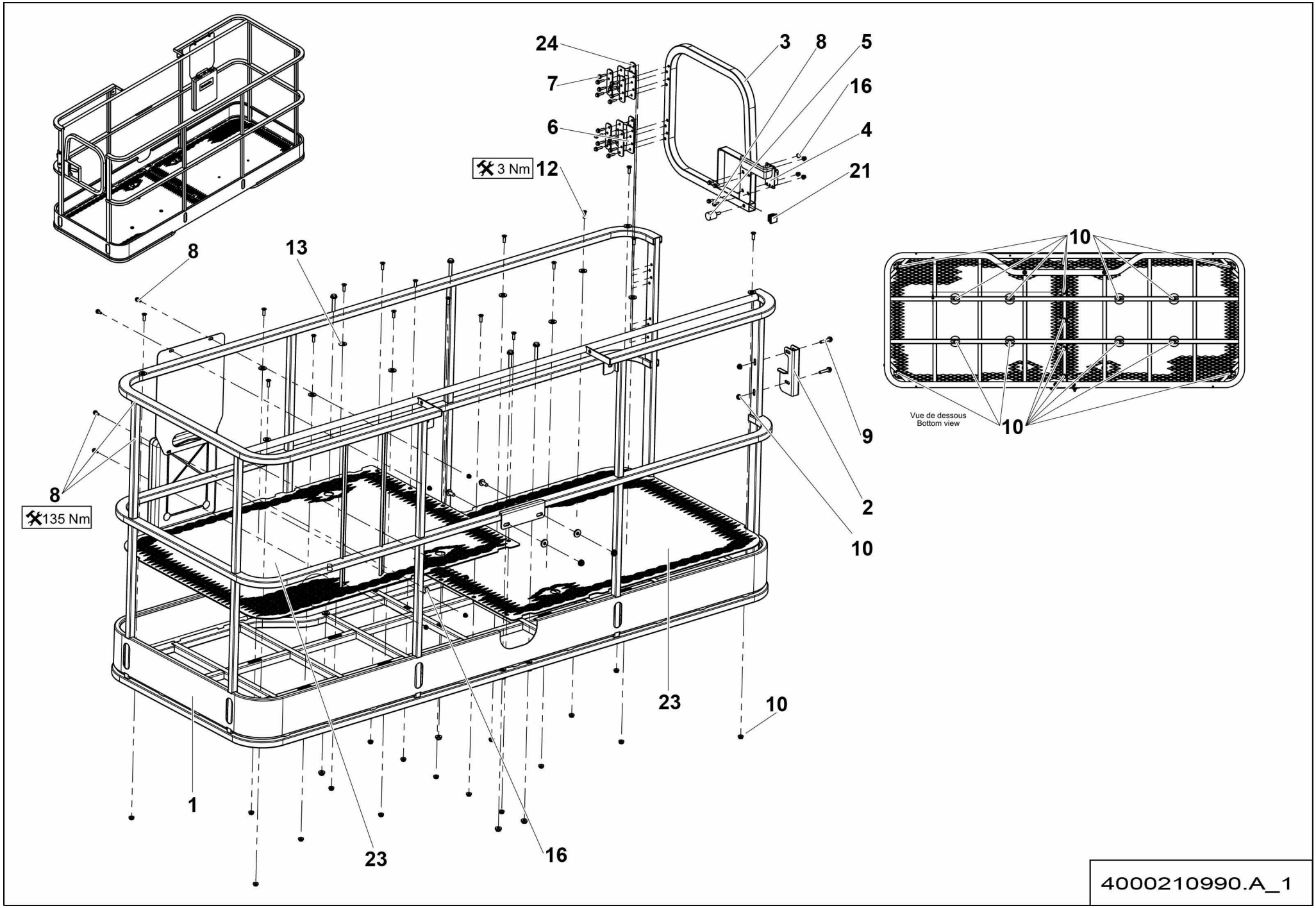
24
7
6
3 Nm
12
3
8
5
16
4
21
8
13
10
Vue de dessous
Bottom view
10
9
8
135 Nm
2
10
23
10
1
23
16
4000210990.A_1

▲ PORTILLON GATE

EUR 2440 X 910 -8FT X3FT HA16 RTJ / RTJ O / RTJ PRO

◀ I-380.1A/B/C ▶

Rep.	Désignation	Designation	Specification	Qty	Code	Up to / jusqu'à
1	GARDE CORPS	GUARDRAIL	2440X910 8FT APPRÊTÉ / PRIMED	1	4000211000	
2	TÔLE SUPPORT	SHEET METAL SUPPORT	US STD	1	4000174640	
3	PORTE	DOOR	US STD	1	4000174590	
4	LOQUET	LATCH	S021105	1	2326013890	
5	BUTÉE CYLINDRIQUE	ROUND STOP	M8 Ø30	1	2421906460	
6	CHARNIÈRE À RESSORT	SPRING HINGE		2	2326013670	
7	VIS H À EMBASE	FLANGE HEAD CAP SCREW	M6X25-18 CL. 8.8	16	2700101560	
8	VIS H À EMBASE	FLANGE HEAD CAP SCREW	M6X16-16 CL. 8.8	4	2700102090	
9	VIS H À EMBASE	FLANGE HEAD CAP SCREW	M8X40-22 CL. 8.8	2	2700101620	
10	ÉCROU H EMBASE	HEX FLANGE NUT	M8 CL.8	6	2700200300	
12	VIS FHC	FHC SCREW	M8X25-25 CL.10.9	4	2307331710	
13	RONDELLE PLATE	ROUND HOLE WASHER	13 - 27 - 2.5 - CL.8.8	4	2351112110	
16	ÉCROU EMBASE AUTOFREINÉ	FLANGE HEX LOCKNUT	M6 CL.8 ZB	4	2700200430	
21	EMBOUT	END FITTING		1	2420505880	
23	PLANCHER	FLOOR	1210 X 864	2	4000203080	
24	CALE	CHOCK	3MM	6	164P327790	

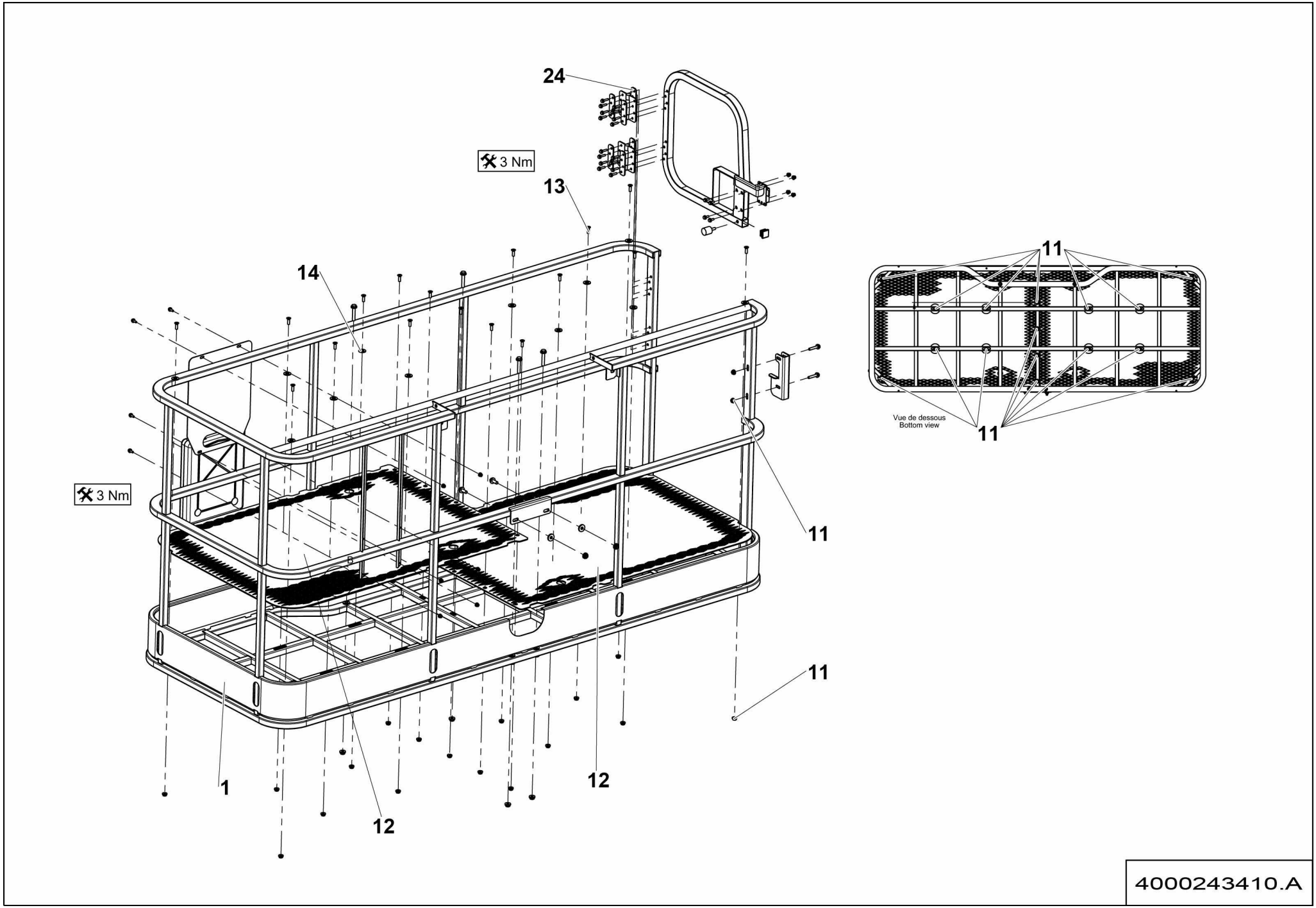
24
3 Nm
13
14
3 Nm
11
11
11
1
12
12
Vue de dessous
Bottom view
4000243410.A

▲ ENSEMBLE GARDE CORPS GRAND PANIER US 2440X910 8FT
LARGE BASKET GUARD RAIL ASSEMBLY HA46 RTJ O / RTJ PRO

◀ I-380.1D/E ▶

Rep.	Désignation	Designation	Specification	Qty	Code	Up to / jusqu'à
1	GARDE CORPS	GUARDRAIL	2440X910 8FT APPRÊTÉ / PRIMED	1	4000211000	
11	ÉCROU H EMBASE	HEX FLANGE NUT	M8 CL.8	4	2700200300	
12	PLANCHER	FLOOR	1210 X 864	2	4000203080	
13	VIS FHC	FHC SCREW	M8X25-25 CL.10.9	4	2307331710	
14	RONDELLE PLATE	ROUND HOLE WASHER	13 - 27 - 2.5 - CL.8.8	4	2351112110	
24	CALE	CHOCK	3MM	2	164P327790	

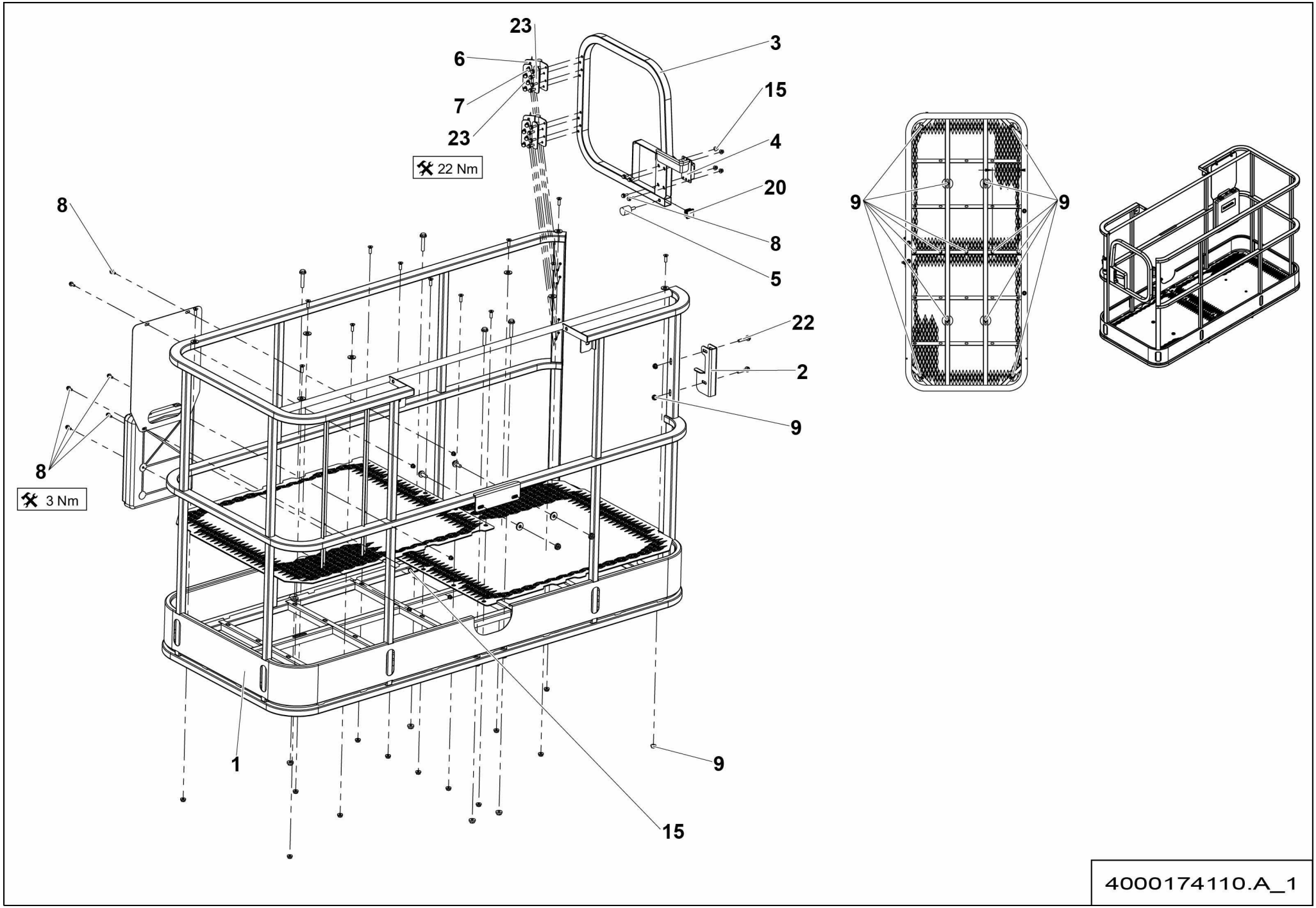
23
6
7
23
22 Nm
3
15
4
20
8
5
8
22
2
9
8
3 Nm
1
9
15
9
9
4000174110.A_1

▲ ENSEMBLE GARDE CORPS / GUARD RAIL ASSEMBLY — US 1830 X 800 6FT

Rep.	Désignation	Designation	Specification	Qty	Code	Up to / jusqu'à
1	GARDE CORPS	GUARDRAIL	US 1830 X 800 6FT	1	4000174130	
2	TÔLE SUPPORT	SHEET METAL SUPPORT	US STD	1	4000174640	
3	PORTE	DOOR	US STD	1	4000174590	
4	LOQUET	LATCH	S021105	1	2326013890	
5	BUTÉE CYLINDRIQUE	ROUND STOP	M8 Ø30	1	2421906460	
6	CHARNIÈRE À RESSORT	SPRING HINGE		2	2326013670	
7	VIS H À EMBASE	FLANGE HEAD CAP SCREW	M6X25-18 CL. 8.8	16	2700101560	
8	VIS H À EMBASE	FLANGE HEAD CAP SCREW	M6X16-16 CL. 8.8	4	2700102090	
9	ÉCROU H EMBASE	HEX FLANGE NUT	M8 CL.8	2	2700200300	
15	ÉCROU EMBASE AUTOFREINÉ	FLANGE HEX LOCKNUT	M6 CL.8 ZB	4	2700200430	
20	EMBOUT	END FITTING		1	2420505880	
22	VIS H À EMBASE	FLANGE HEAD CAP SCREW	M8X40-22 CL. 8.8	2	2700101620	
23	CALE	CHOCK	3MM	4	164P327790	

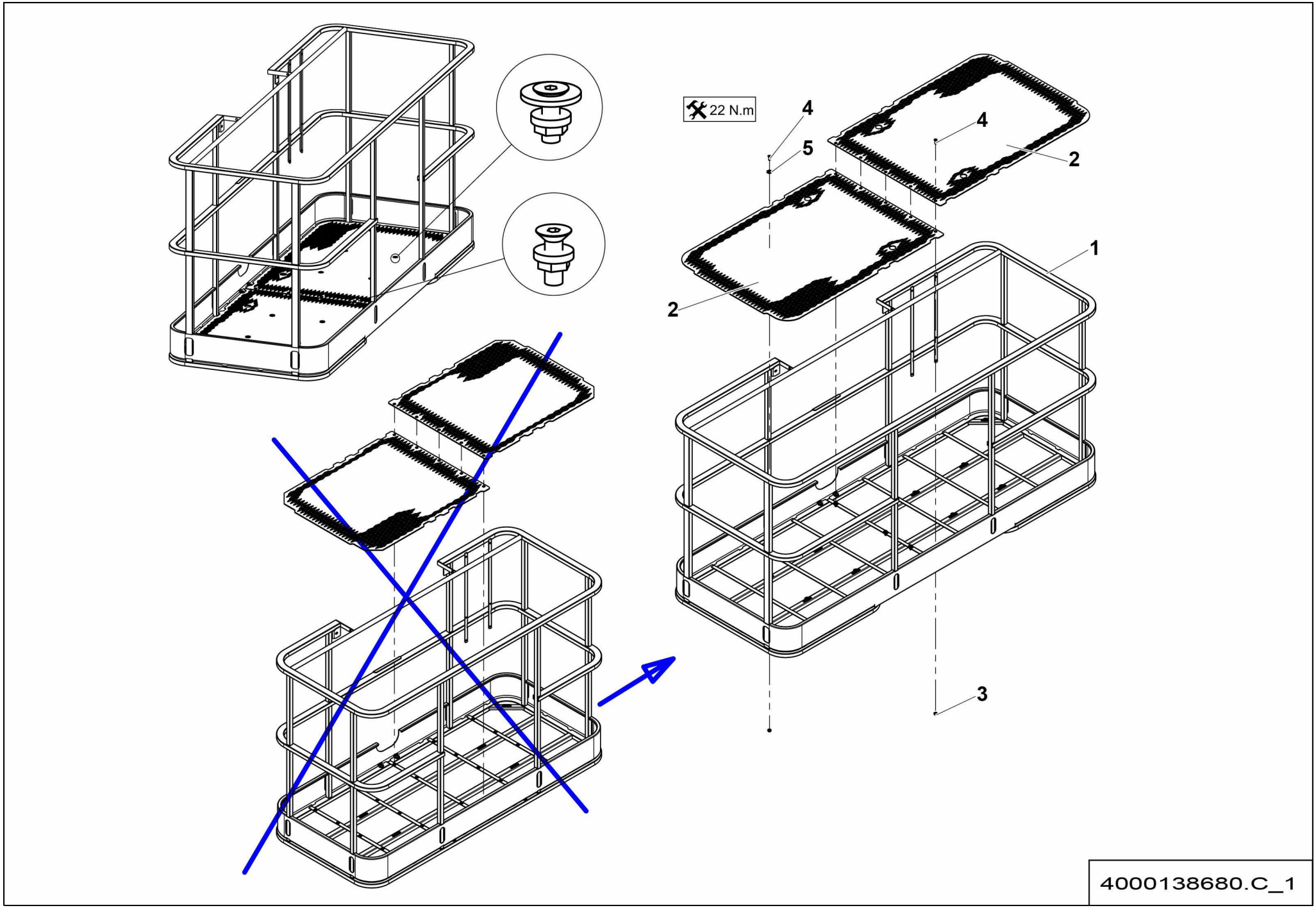
22 N.m
4
5
4
2
2
1
3
4000138680.C_1

▲ ENSEMBLE GARDE CORPS EUR 2440 X 915 - 8FT X 3FT
GUARD RAIL ASSEMBLY

Rep.	Désignation	Designation	Specification	Qty	Code	Up to / jusqu'à
1	GARDE CORPS	GUARDRAIL	EUR 2440 X 915 8FT	1	4000138850	
2	PLANCHER	FLOOR	1210 X 864	2	4000203080	
3	ÉCROU H EMBASE	HEX FLANGE NUT	M8 CL.8	+4	2700200300	
4	VIS FHC	FHC SCREW	M8X25-25 CL.10.9	+4	2307331710	
5	RONDELLE PLATE	ROUND HOLE WASHER	13 - 27 - 2.5 - CL.8.8	+4	2351112110	

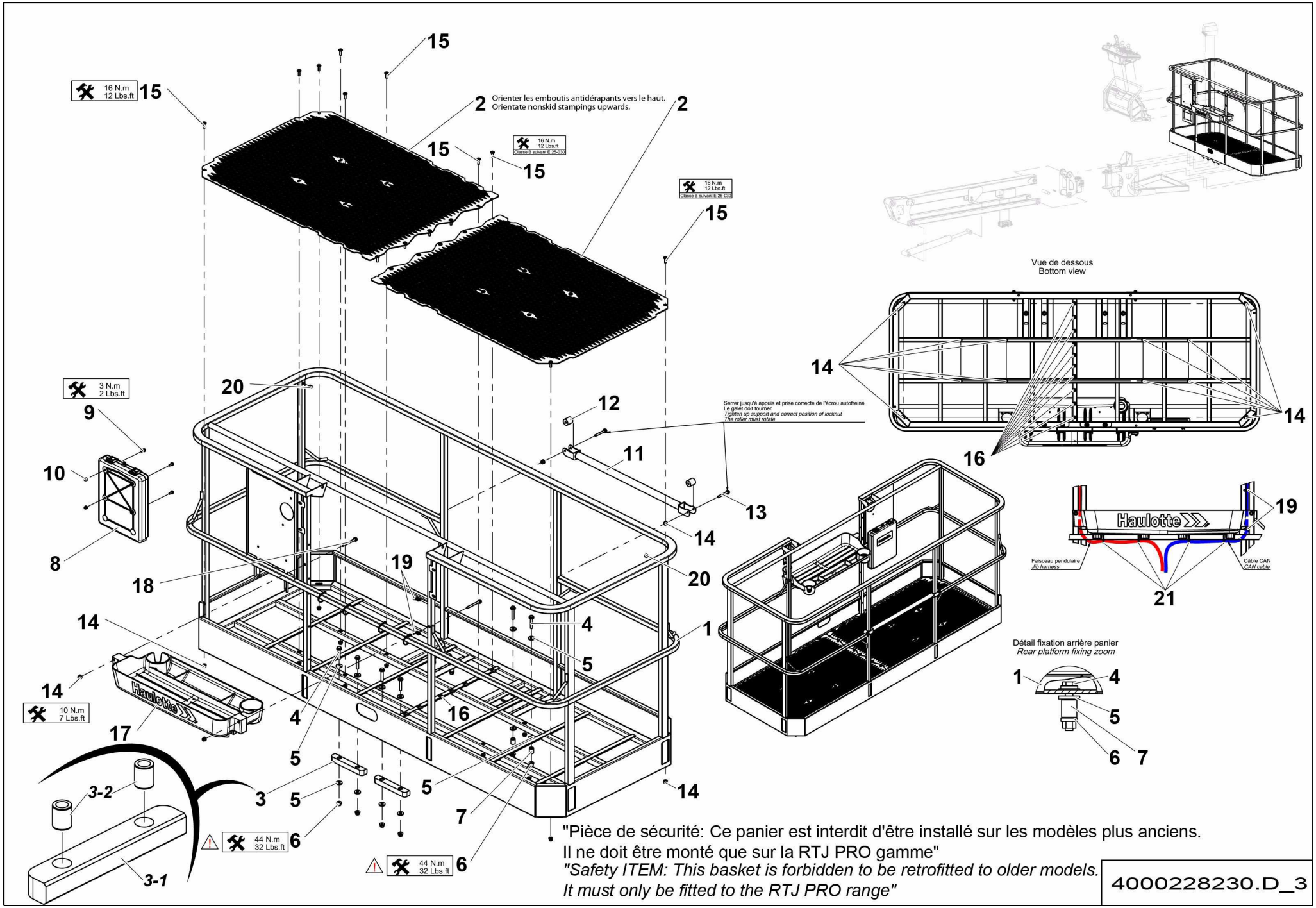
16 N.m
12 Lbs.ft
15
2
Orienter les emboutis antidérapants vers le haut.
Orientate nonskid stampings upwards.
Classe B suivant E 25-030
3 N.m
2 Lbs.ft
9
10
8
20
12
11
13
14
18
19
4
5
1
16
17
10 N.m
7 Lbs.ft
3
3-2
3-1
6
7
44 N.m
32 Lbs.ft
Serrer jusqu'à appuis et prise correcte de l'écrou autofreiné
Le galet doit tourner
Tighten up support and correct position of locknut
The roller must rotate
Vue de dessous
Bottom view
Haulotte
Faisceau pendulaire
Jib harness
Câble CAN
CAN cable
21
Détail fixation arrière panier
Rear platform fixing zoom
"Pièce de sécurité: Ce panier est interdit d'être installé sur les modèles plus anciens.
Il ne doit être monté que sur la RTJ PRO gamme"
"Safety ITEM: This basket is forbidden to be retrofitted to older models.
It must only be fitted to the RTJ PRO range"
4000228230.D_3

▲ ENSEMBLE GARDE CORPS 2440 X 915 DROP BAR >02/2016 ◄ I-380.4 ►
GUARD RAIL ASSEMBLY

Rep.	Désignation	Designation	Specification	Qty	Code	Up to / jusqu'à
1	GARDE CORPS	GUARDRAIL	2440 X 915	1	4000207190	
2	PLANCHER	FLOOR		2	4000207350	
3	ENTRETOISE	SPACER		4	4000354330	
3-1	*ENTRETOISE PLATE*	*FLAT SPACER*	*PA6G*	*1*	*4000207770*	
3-2	*ENTRETOISE*	*SPACER*	*DIA.13 - DIA.20 - LG 25*	*2*	*4000303400*	
4	VIS H À EMBASE	FLANGE HEAD CAP SCREW	M10X55-26 CL. 8.8	8	2700101680	
5	RONDELLE PLATE	ROUND HOLE WASHER	10.5 - 28 - 4	16	2700500180	
6	ÉCROU EMBASE AUTOFREINÉ	FLANGE HEX LOCKNUT	M10 CL.8 ZB	8	2700200450	
7	ENTRETOISE	SPACER	DIA.13 - DIA.20 - LG 25	2	4000303400	
8	PORTE DOCUMENT	DOCUMENT HOLDER		1	2420209920	
9	VIS H À EMBASE	FLANGE HEAD CAP SCREW	M6X16-16 CL. 8.8	4	2700102090	
10	ÉCROU EMBASE AUTOFREINÉ	FLANGE HEX LOCKNUT	M6 CL.8 ZB	4	2700200430	
11	BARRE	BAR		1	179P321960	
12	GALET	ROLLER		2	179P321970	
13	VIS H À EMBASE	FLANGE HEAD CAP SCREW	M8X60-22 CL. 8.8	2	2700101630	
14	ÉCROU EMBASE AUTOFREINÉ	FLANGE HEX LOCKNUT	M8 CL.8 ZB	16	2700200440	
15	VIS À TÊTE CYLINDRIQUE BOMBÉE	ROUND CYLINDER HEAD SCREW	M8X25-25 CL.10.9 DC	22	2700100690	
16	ÉCROU PINCE RAPIDE	FAST PINCH NUT	M8	10	2700200250	
17	RANGEMENT	STORAGE		1	4000271060	
18	VIS H À EMBASE	FLANGE HEAD CAP SCREW	M8X80-22 CL. 8.8	2	2700101640	
19	SERRE CABLE	WIRE CLAMP		2	4000277510	
20	BOUCHON DE PROTECTION	PROTECTIVE CAP	PGM-24	2	4000312010	
21	COLLIER POLYAMIDE	PA FASTENER	180X6 NOIR / BLACK	4	2389002870	

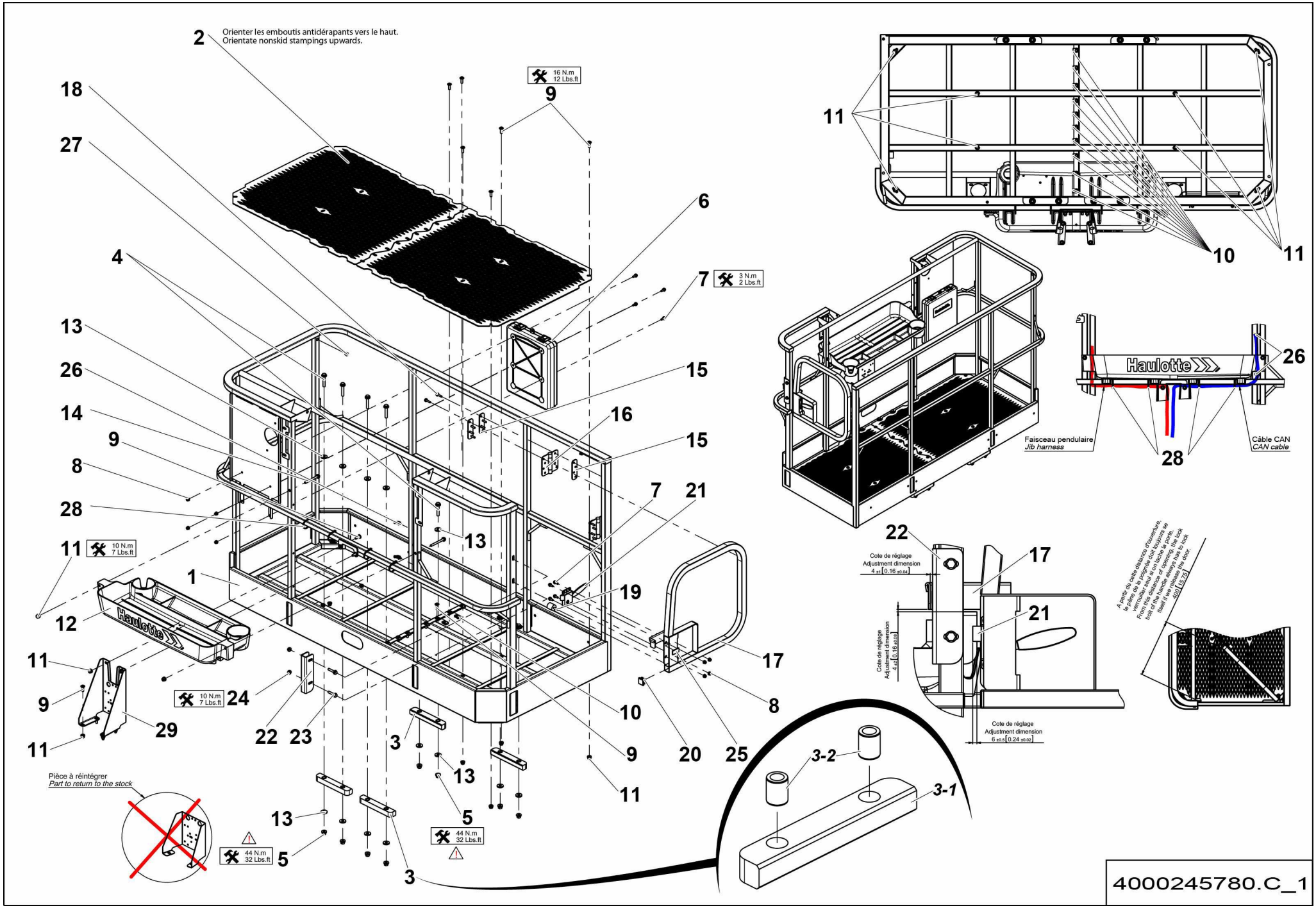
2
Orienter les emboutis antidérapants vers le haut.
Orientate nonskid stampings upwards.
16 N.m
12 Lbs.ft
9
18
27
6
4
7
3 N.m
2 Lbs.ft
13
26
14
9
8
28
11
10 N.m
7 Lbs.ft
1
12
Haulotte
11
9
11
29
10 N.m
7 Lbs.ft
24
22
23
3
13
5
44 N.m
32 Lbs.ft
5
3
13
15
16
15
7
21
13
19
17
8
10
9
20
25
11
Pièce à réintégrer
Part to return to the stock
3-2
3-1
11
10
11
Faisceau pendulaire
Jib harness
Haulotte
26
28
Câble CAN
CAN cable
22
17
21
Cote de réglage
Adjustment dimension
4 ±1 [0.16 ±0.04]
Cote de réglage
Adjustment dimension
4 ±2 [0.16 ±0.08]
Cote de réglage
Adjustment dimension
6 ±0.5 [0.24 ±0.02]
À partir de cette distance d'ouverture, le pène de la poignée (clé toujours se verrouiller sans à on clée la porte.
From this distance of opening, the lock bolt of the handle always has to lock itself if we release the door.
300 [15.75]
4000245780.C_1

▲ ENSEMBLE GARDE CORPS 1830 X 800 SWING GATE >02/2016 ◀ I-380.5 1/2 ▶
GUARD RAIL ASSEMBLY

Rep.	Désignation	Designation	Specification	Qty	Code	Up to / jusqu'à
1	GARDE CORPS	GUARDRAIL	US 1830 X 800 SWING GATE	1	4000245790	
2	PLANCHER	FLOOR		2	4000245070	
3	ENTRETOISE	SPACER		4	4000354330	
3-1	*ENTRETOISE PLATE*	*FLAT SPACER*	*PA6G*	*1*	*4000207770*	
3-2	*ENTRETOISE*	*SPACER*	*DIA.13 - DIA.20 - LG 25*	*2*	*4000303400*	
4	VIS H À EMBASE	FLANGE HEAD CAP SCREW	M10X55-26 CL. 8.8	8	2700101680	
5	ÉCROU EMBASE AUTOFREINÉ	FLANGE HEX LOCKNUT	M10 CL.8 ZB	8	2700200450	
6	PORTE DOCUMENT	DOCUMENT HOLDER		1	2420209920	
7	VIS H À EMBASE	FLANGE HEAD CAP SCREW	M6X16-16 CL. 8.8	8	2700102090	
8	ÉCROU EMBASE AUTOFREINÉ	FLANGE HEX LOCKNUT	M6 CL.8 ZB	8	2700200430	
9	VIS À TÊTE CYLINDRIQUE BOMBÉE	ROUND CYLINDER HEAD SCREW	M8X25-25 CL.10.9 DC	24	2700100690	
10	ÉCROU PINCE RAPIDE	FAST PINCH NUT	M8	10	2700200250	
11	ÉCROU EMBASE AUTOFREINÉ	FLANGE HEX LOCKNUT	M8 CL.8 ZB	16	2700200440	
12	RANGEMENT	STORAGE		1	4000271060	
13	RONDELLE PLATE	ROUND HOLE WASHER	10.5 - 28 - 4	16	2700500180	
14	VIS H À EMBASE	FLANGE HEAD CAP SCREW	M8X80-22 CL. 8.8	2	2700101640	
15	CALE	CHOCK	3MM	6	164P327790	
16	CHARNIÈRE À RESSORT	SPRING HINGE		2	2326013670	
17	PORTE	DOOR	US STD	1	4000174590	
18	VIS H À EMBASE	FLANGE HEAD CAP SCREW	M6X25-18 CL. 8.8	16	2700101560	
19	BUTÉE	STOP	M8 Ø30	2	2421906460	
20	EMBOUT	END FITTING		1	2420505880	
21	LOQUET	LATCH	S021105	1	2326013890	
22	TÔLE SUPPORT	SHEET METAL SUPPORT	US STD	1	4000174640	
23	VIS H À EMBASE	FLANGE HEAD CAP SCREW	M8X40-22 CL. 8.8	2	2700101620	
24	ÉCROU H EMBASE	HEX FLANGE NUT	M8 CL.8	8	2700200300	

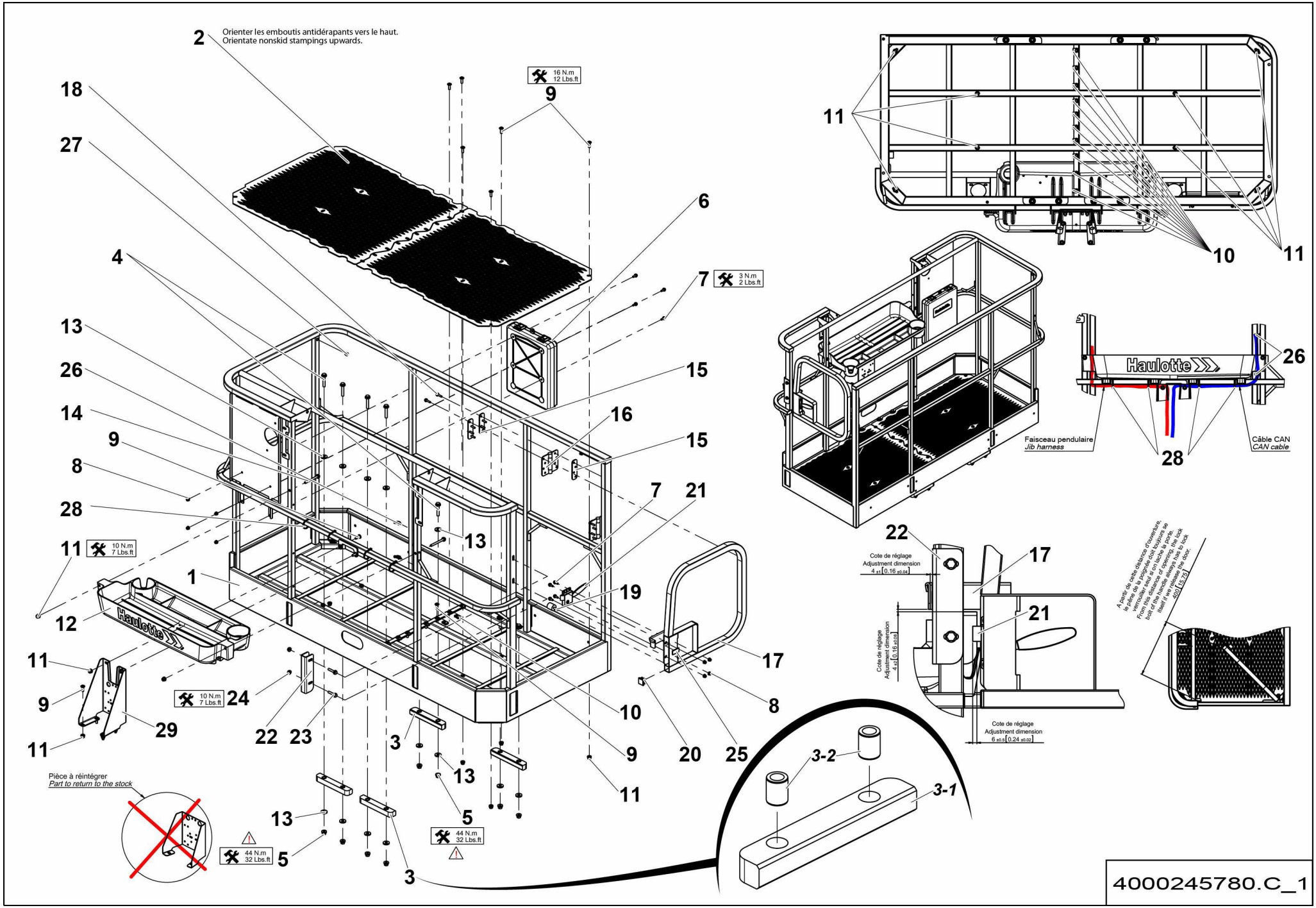
2
Orienter les emboutis antidérapants vers le haut.
Orientate nonskid stampings upwards.
16 N.m
12 Lbs.ft
9
18
27
6
4
7
3 N.m
2 Lbs.ft
13
26
14
9
8
28
11
10 N.m
7 Lbs.ft
1
12
Haulotte
11
9
11
29
10 N.m
7 Lbs.ft
24
22
23
3
13
5
44 N.m
32 Lbs.ft
5
3
13
15
16
15
7
21
19
17
8
10
9
20
25
11
Pièce à réintégrer
Part to return to the stock
3-2
3-1
11
10
11
Faisceau pendulaire
Jib harness
Haulotte
26
28
Câble CAN
CAN cable
22
17
21
Cote de réglage
Adjustment dimension
4 ±1 [0.16 ±0.04]
Cote de réglage
Adjustment dimension
4 ±2 [0.16 ±0.08]
Cote de réglage
Adjustment dimension
6 ±0.5 [0.24 ±0.02]
À partir de cette distance d'ouverture, le pène de la poignée (clé toujours se verrouiller seule à on ouvre la porte.
From this distance of opening, the lock itself I we release has to lock back of the handle always has to lock the door.
300 [15.75]
4000245780.C_1

ENSEMBLE GARDE CORPS 1830 X 800 SWING GATE >02/2016

GUARD RAIL ASSEMBLY

Rep.	Désignation	Designation	Specification	Qty	Code	Up to / jusqu'à
25	JOINT NÉOPRÈNE	NEOPRENE SEAL	20X3	1	2399001570	
26	SERRE CABLE	WIRE CLAMP		2	4000277510	
27	BOUCHON DE PROTECTION	PROTECTIVE CAP	PGM-24	2	4000312010	
28	COLLIER POLYAMIDE	PA FASTENER	180X6 NOIR / BLACK	4	2389002870	
29	TÔLE SUPPORT	SHEET METAL SUPPORT		1	4000357490	

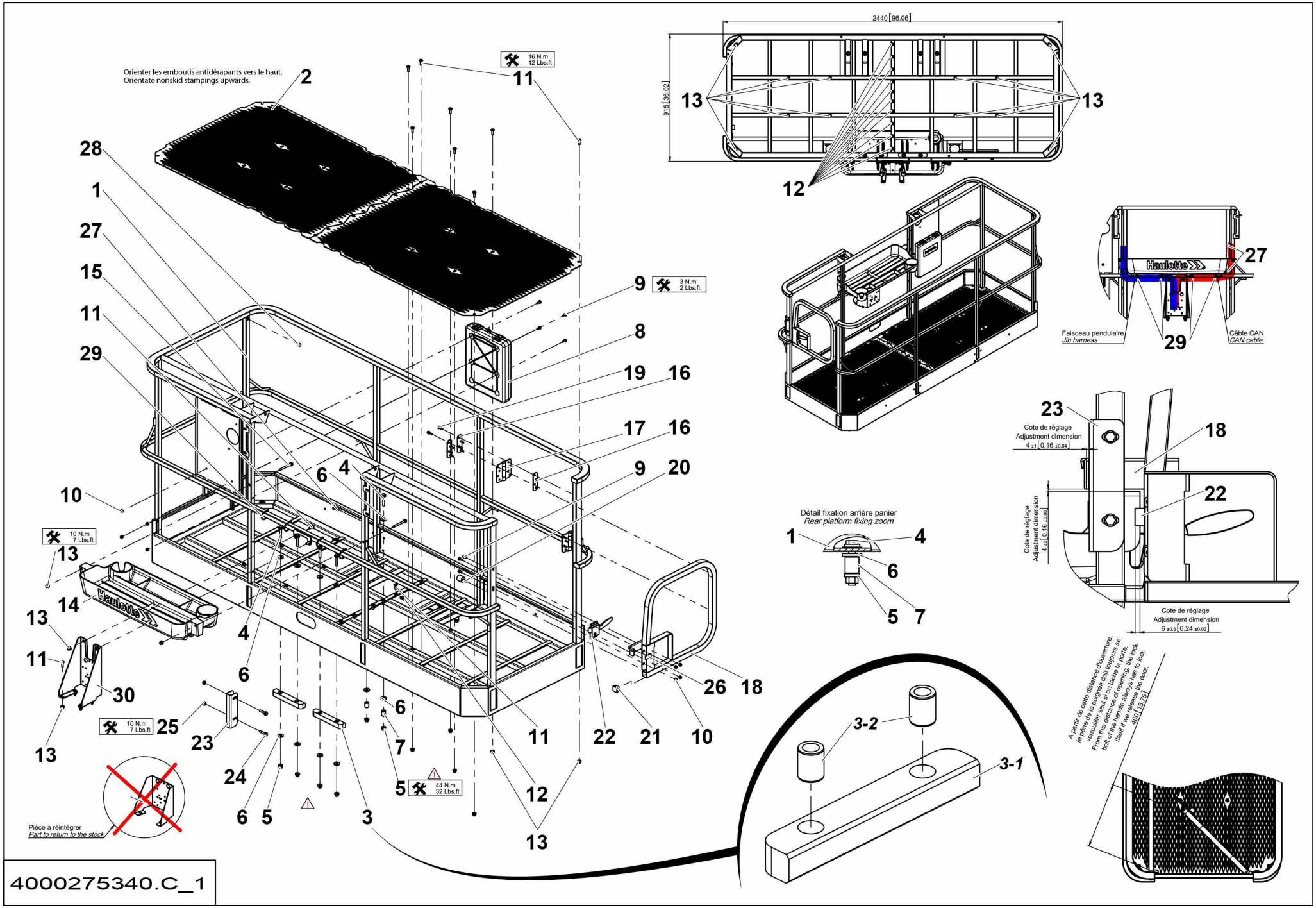
Orienter les emboutis antidérapants vers le haut.
Orientate nonskid stampings upwards.
16 N.m 12 Lbs.ft
3 N.m 2 Lbs.ft
10 N.m 7 Lbs.ft
10 N.m 7 Lbs.ft
44 N.m 32 Lbs.ft
Haulotte
Pièce à réintégrer
Part to return to the stock
2440 [96.06]
915 [36.02]
Faisceau pendulaire
Jib harness
Câble CAN
CAN cable
Détail fixation arrière panier
Rear platform fixing zoom
Cote de réglage
Adjustment dimension
4 ±1 [0.16 ±0.04]
4 ±2 [0.16 ±0.08]
6 ±0.5 [0.24 ±0.02]
A partir de cette distance d'ouverture, le pêne de la poignée doit toujours se verrouiller seul si on lâche la porte.
From this distance of opening, the lock both of the handle always has to lock itself if we release the door.
400 [15.75]
4000275340.C_1

ENSEMBLE GARDE CORPS 2440 X 915 SWING GATE >02/2016
GUARD RAIL ASSEMBLY

Rep.	Désignation	Designation	Specification	Qty	Code	Up to / jusqu'à
1	GARDE CORPS	GUARDRAIL	2440 X 915 SWING GATE	1	4000275350	
2	PLANCHER	FLOOR		2	4000207350	
3	ENTRETOISE	SPACER		2	4000354330	
3-1	*ENTRETOISE PLATE*	*FLAT SPACER*	*PA6G*	*1*	*4000207770*	
3-2	*ENTRETOISE*	*SPACER*	*DIA.13 - DIA.20 - LG 25*	*2*	*4000303400*	
4	VIS H À EMBASE	FLANGE HEAD CAP SCREW	M10X55-26 CL. 8.8	8	2700101680	
5	ÉCROU EMBASE AUTOFREINÉ	FLANGE HEX LOCKNUT	M10 CL.8 ZB	8	2700200450	
6	RONDELLE PLATE	ROUND HOLE WASHER	10.5 - 28 - 4	16	2700500180	
7	ENTRETOISE	SPACER	DIA.13 - DIA.20 - LG 25	4	4000303400	
8	PORTE DOCUMENT	DOCUMENT HOLDER		1	2420209920	
9	VIS H À EMBASE	FLANGE HEAD CAP SCREW	M6X16-16 CL. 8.8	8	2700102090	
10	ÉCROU EMBASE AUTOFREINÉ	FLANGE HEX LOCKNUT	M6 CL.8 ZB	8	2700200430	
11	VIS À TÊTE CYLINDRIQUE BOMBÉE	ROUND CYLINDER HEAD SCREW	M8X25-25 CL.10.9 DC	28	2700100690	
12	ÉCROU PINCE RAPIDE	FAST PINCH NUT	M8	10	2700200250	
13	ÉCROU EMBASE AUTOFREINÉ	FLANGE HEX LOCKNUT	M8 CL.8 ZB	20	2700200440	
14	RANGEMENT	STORAGE		1	4000271060	
15	VIS H À EMBASE	FLANGE HEAD CAP SCREW	M8X80-22 CL. 8.8	2	2700101640	
16	CALE	CHOCK	3MM	6	164P327790	
17	CHARNIÈRE À RESSORT	SPRING HINGE		2	2326013670	
18	PORTE	DOOR	US STD	1	4000174590	
19	VIS H À EMBASE	FLANGE HEAD CAP SCREW	M6X25-18 CL. 8.8	16	2700101560	
20	BUTÉE	STOP	M8 Ø30	1	2421906460	
21	EMBOUT	END FITTING		1	2420505880	
22	LOQUET	LATCH	S021105	1	2326013890	
23	TÔLE SUPPORT	SHEET METAL SUPPORT	US STD	1	4000174640	
24	VIS H À EMBASE	FLANGE HEAD CAP SCREW	M8X40-22 CL. 8.8	2	2700101620	

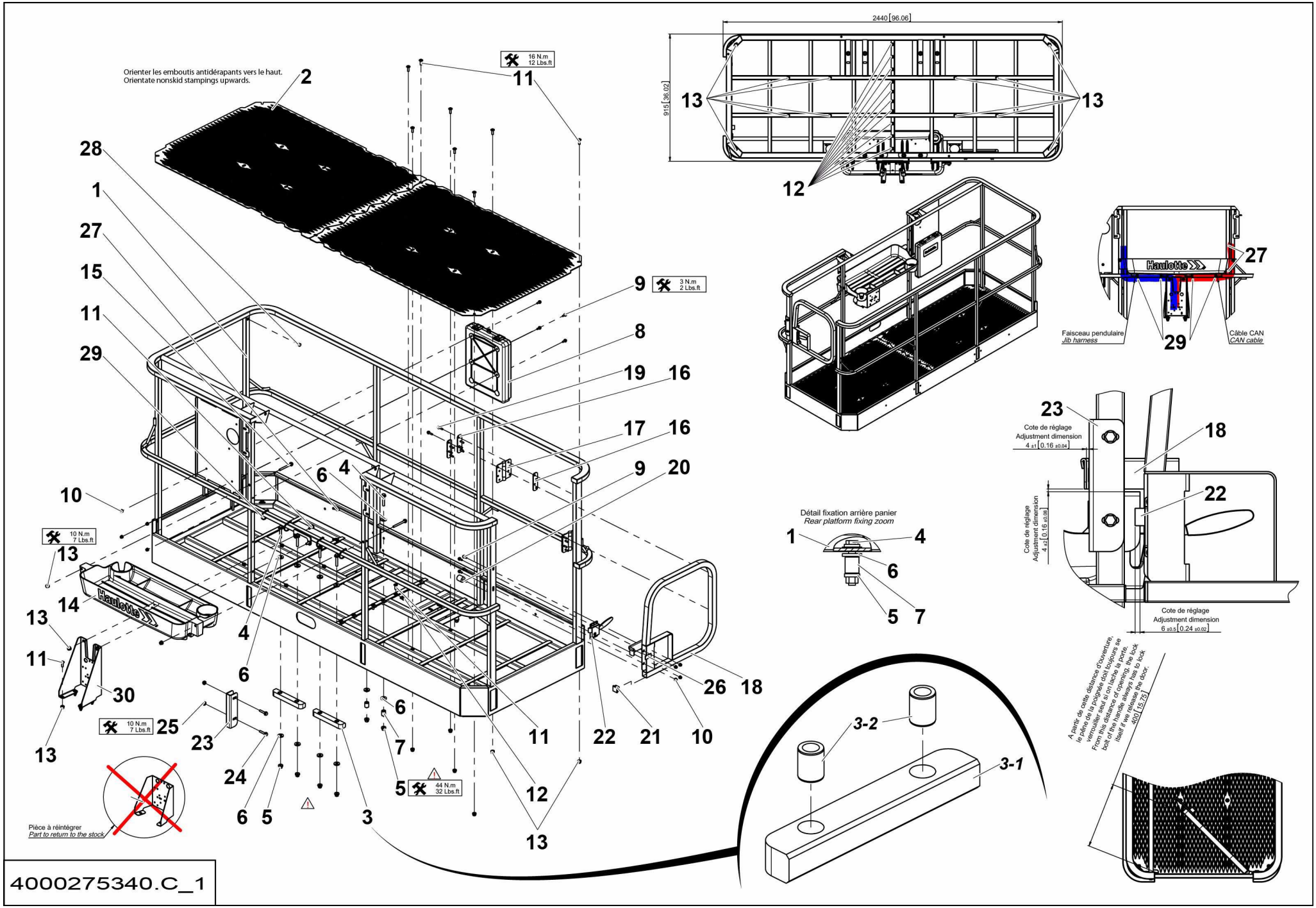
Orienter les emboutis antidérapants vers le haut.
Orientate nonskid stampings upwards.
16 N.m 12 Lbs.ft
3 N.m 2 Lbs.ft
10 N.m 7 Lbs.ft
10 N.m 7 Lbs.ft
44 N.m 32 Lbs.ft
Haulotte
Pièce à réintégrer
Part to return to the stock
2440 [96.06]
915 [36.02]
Faisceau pendulaire
Jib harness
Câble CAN
CAN cable
Détail fixation arrière panier
Rear platform fixing zoom
Cote de réglage
Adjustment dimension
4 ±1 [0.16 ±0.04]
4 ±2 [0.16 ±0.08]
6 ±0.5 [0.24 ±0.02]
A partir de cette distance d'ouverture, le pêne de la poignée doit toujours se verrouiller seul si on lâche la porte.
From this distance of opening, the lock both of the handle always has to lock itself if we release the door.
400 [15.75]
4000275340.C_1

ENSEMBLE GARDE CORPS 2440 X 915 SWING GATE >02/2016

GUARD RAIL ASSEMBLY

Rep.	Désignation	Designation	Specification	Qty	Code	Up to / jusqu'à
25	ÉCROU H EMBASE	HEX FLANGE NUT	M8 CL.8	11	2700200300	
26	JOINT NÉOPRÈNE	NEOPRENE SEAL	20X3	1	2399001570	
27	SERRE CABLE	WIRE CLAMP		2	4000277510	
28	BOUCHON DE PROTECTION	PROTECTIVE CAP	PGM-24	2	4000312010	
29	COLLIER POLYAMIDE	PA FASTENER	180X6 NOIR / BLACK	4	2389002870	
30	TÔLE SUPPORT	SHEET METAL SUPPORT		1	4000357490	

▲ ENSEMBLE GÉNÉRATRICE 3.7KW 115V 50HZ INDUS GB HYDR ◀ I-390.1 ▶
GENERATOR ASSEMBLY

Rep.	Désignation	Designation	Specification	Qty	Code	Up to / jusqu'à
1	ENSEMBLE GÉNÉRATRICE	GENERATOR ASSEMBLY	3.7KW 115V	1	4000305860	SEE DETAILS
2	ALIMENTATION	POWER SUPPLY	110V UK INDUS	1	4000050800	SEE DETAILS PAGE 453
3	ENSEMBLE HYDRAULIQUE	HYDRAULIC ASSEMBLY	3.5KVA	1	4000077850	SEE DETAILS

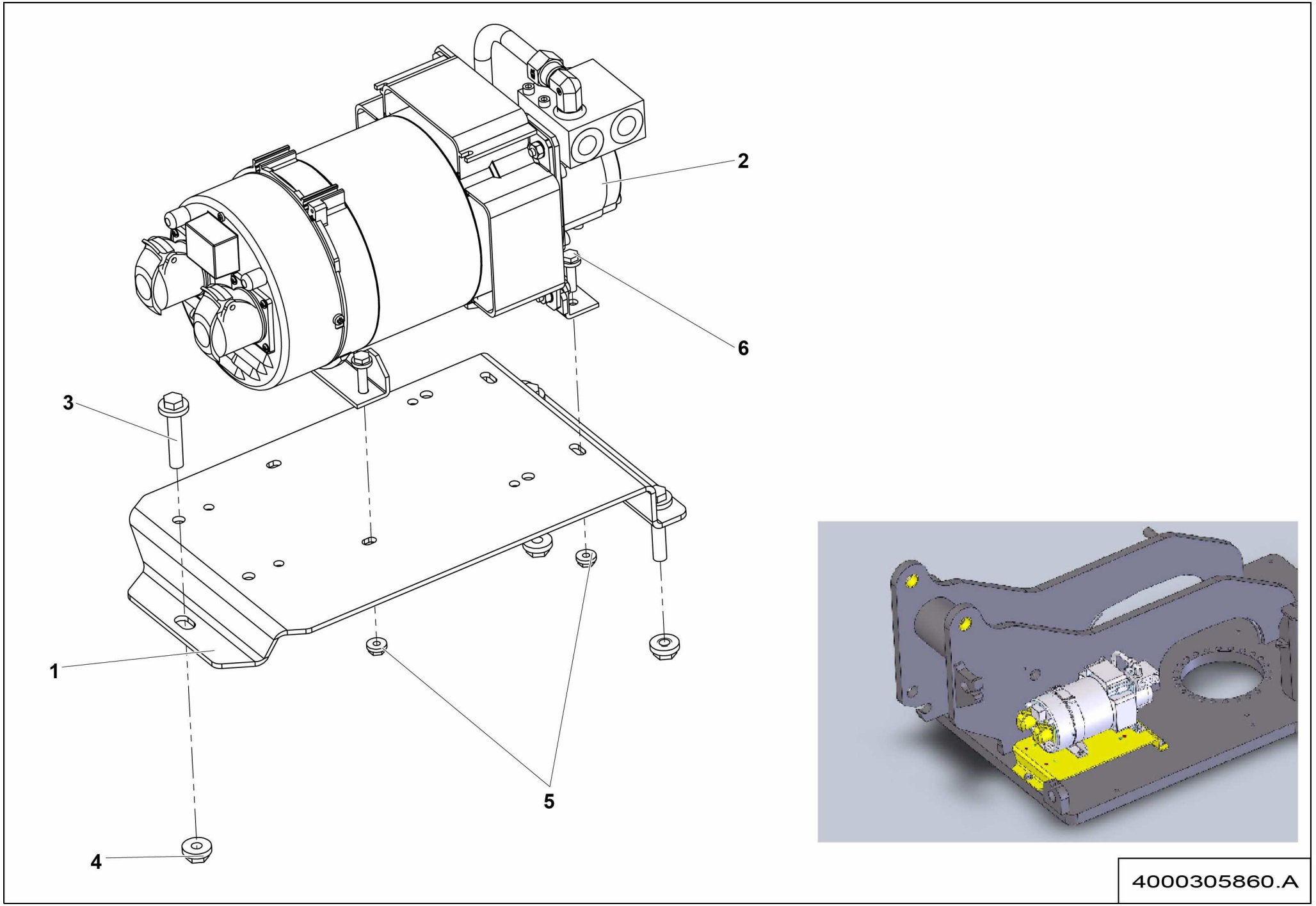
2
6
3
1
5
4
4000305860.A

▲ ENSEMBLE GÉNÉRATRICE
GENERATOR ASSEMBLY

Rep.	Désignation	Designation	Specification	Qty	Code	Up to / jusqu'à
1	SUPPORT GÉNÉRATRICE	GENERATOR SUPPORT		1	4000077860	
2	**GÉNÉRATRICE**	**GENERATOR**	**3.7KVA115V50HZ UK S021562**	**1**	**2901009980**	**SEE DETAILS**
3	VIS H À EMBASE	FLANGE HEAD CAP SCREW	M12X60-30 CL. 8.8	3	2700101730	
4	ÉCROU H EMBASE	HEX FLANGE NUT	M12 CL.8	3	2700200320	
5	ÉCROU H EMBASE	HEX FLANGE NUT	M8 CL.8	4	2700200300	
6	VIS H À EMBASE	FLANGE HEAD CAP SCREW	M8X30-22 CL. 8.8	4	2700101610	

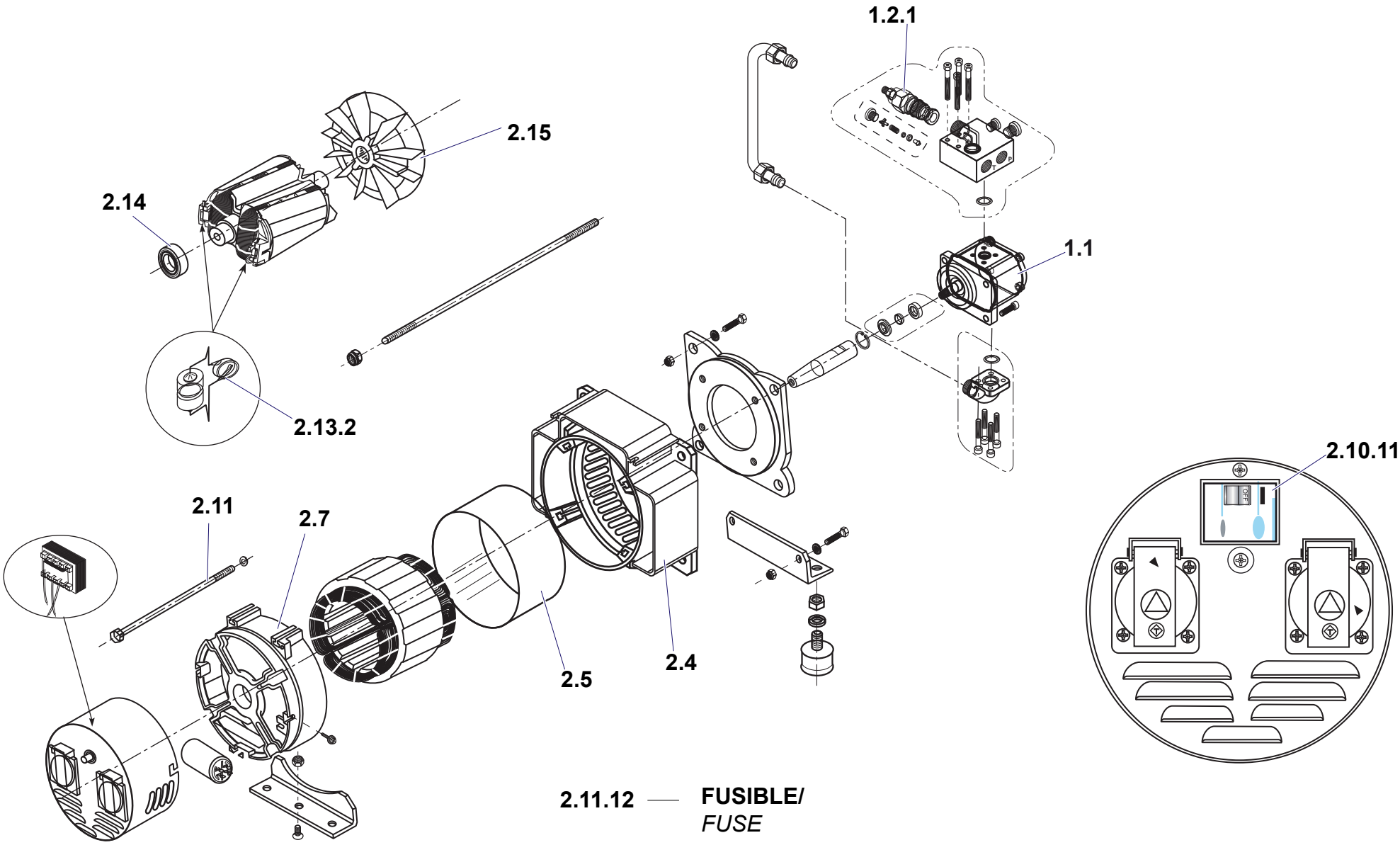

2.11.12 — **FUSIBLE/**
FUSE

2901009980.A

▲ GENERATRICE
GENERATOR

Rep.	Désignation	Designation	Specification	Qty	Code	Up to / jusqu'à
1.1	MOTEUR HYDRAULIQUE	HYDRAULIC MOTOR		1	2505004180	
1.2.1	CARTOUCHE	CARTRIDGE		1	2505004190	
2.4	SUPPORT AVANT	FRONT SUPPORT		1	2326013830	
2.5	COQUILLE STATOR	STATOR SHELL		1	2901010010	
2.7	SUPPORT ARRIERE	REAR SUPPORT		1	2326013840	
2.10.11	DISJONCTEUR DIFFERENTIEL	DIFFERENTIAL CIRCUIT BEAKER		1	2901010020	
2.11	VIS	SCREW		4	2326013860	
2.11.12	FUSIBLE	FUSE		1	2326013850	
2.13.2	VARISTANCE	VARISTOR		2	2901010030	
2.14	ROULEMENT A BILLE	BALL BEARING		1	2326013870	
2.15	VENTILATEUR	FAN		1	2901010040	

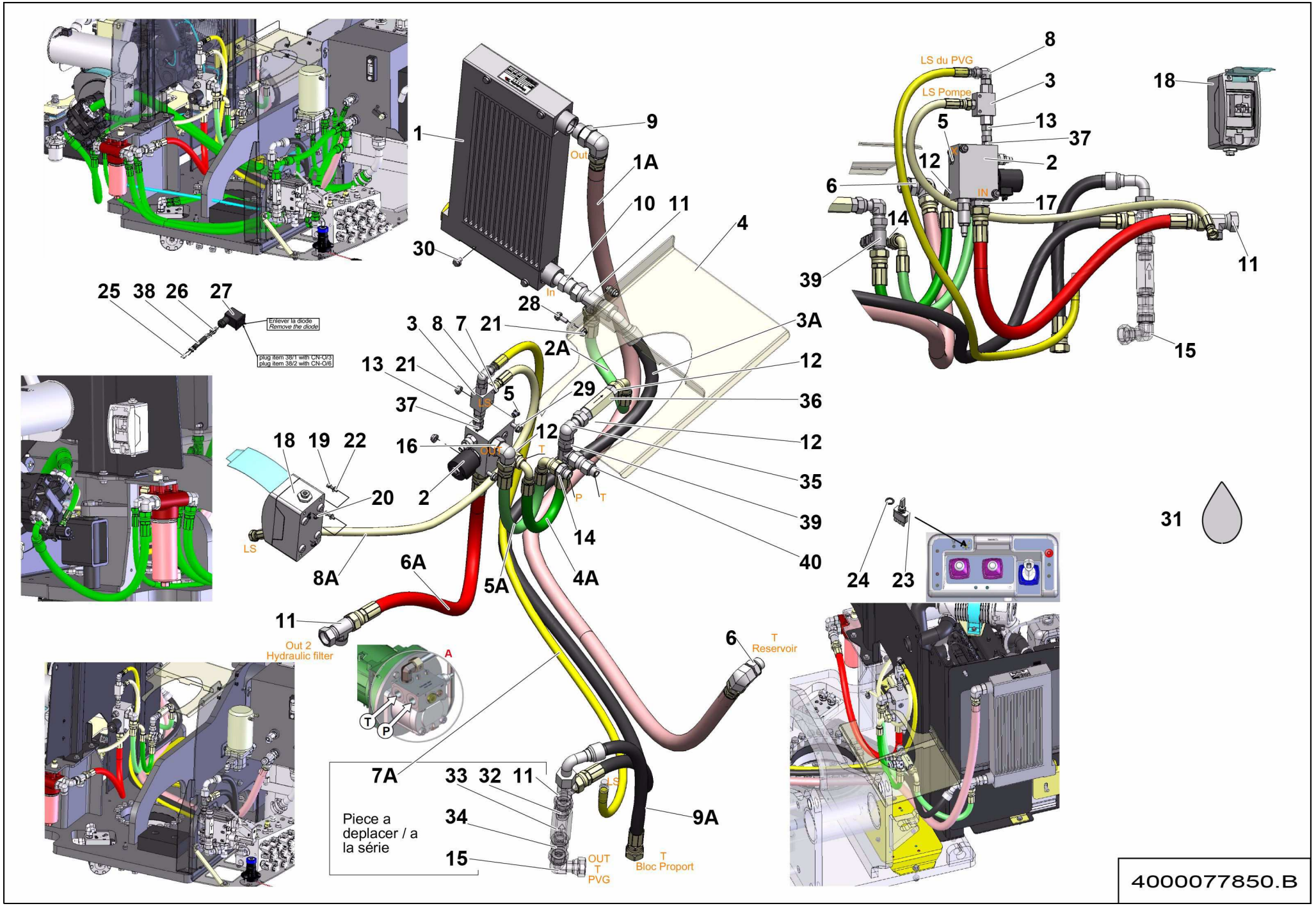
1
1A
9
Out
10
11
4
30
In
28
3A
2A
12
36
12
35
39
40
14
4A
5A
6A
8A
11
Out 2
Hydraulic filter
6
T
Reservoir
9A
T
Bloc Proport
OUT
T
PVG
LS
7A
33
32
11
34
15
Piece a
deplacer / a
la série
3
8
7
21
13
21
37
5
16
OUT
T
P
T
2
18
19
22
20
LS
25
38
26
27
Enlever la diode
Remove the diode
plug item 38/1 with CN-O/3
plug item 38/2 with CN-O/6
LS du PVG
LS Pompe
8
3
13
37
2
5
12
6
IN
17
14
39
11
15
18
31
24
23
A
4000077850.B

▲ ENSEMBLE HYDRAULIQUE
HYDRAULIC ASSEMBLY

Rep.	Désignation	Designation	Specification	Qty	Code	Up to / jusqu'à
1	REFROIDISSEUR D'HUILE	OIL COOLER		1	4000034320	
2	BLOC DE REGULATION	CONTROL BLOCK	S021787	1	4000005960	
3	SÉLECTEUR DE CIRCUIT	CIRCUIT SELECTOR	G1_4-350BAR-35 L SOUS 7 BAR	1	2421906310	
4	TÔLE DE PROTECTION	PROTECTIVE PLATE		1	4000209180	
5	BOUCHON	PLUG	MALE 7_16-20 UNF	1	4000208940	
6	COUDE MÂLE	MALE EVEN BEND	1_1-16 UNF 1_7-16 ORFS	1	4000208950	
7	UNION MÂLE	MALE UNION	1/4 BSPP 11/16-16 UNF ORFS	1	2501000570	
8	COUDE MÂLE	MALE EVEN BEND	BSPP 1/4 ORFS 11/16-16 90° ORFS	1	2501001310	
9	COUDE	BEND		1	2501000840	
10	UNION MÂLE	MALE UNION	1'1/16-12 UNF 1'3/16-12	1	2501000090	
11	TÉ TOURNANT RENVERSÉ	ROTATING CROSSTAIL	1 3/16-12UNF1 3/16-12UNF	2	2501000430	
12	UNION MÂLE	MALE UNION	3/4-16 UNF 1-14	3	2501000250	
13	UNION FEMELLE ORFS	FEMALE ORFS UNION	1/4" BSPP 9/16-18 ORFS	1	2501001700	
14	UNION MÂLE	MALE UNION	1-2 BSPP 1-14 UNF	1	2501000830	
15	COUDE ORIENTABLE	ADJUSTABLE BEND	1 3 16-12 A 90 ORFS	0	2369134460	
16	COUDE MÂLE	MALE EVEN BEND	1'1/16-12UNF/1' 90°	1	2369112590	
17	UNION MÂLE	MALE UNION	1 1/16 UNF 1-14 5/8	1	2501000340	
18	**DISJONCTEUR DIFFERENTIEL**	**DIFFERENTIAL CIRCUIT BREAKER**		**1**	**4000105120**	**SEE DETAILS PAGE 441**
19	VIS CHC	SOCKET CAP SCREW	M5X20-20 CL.8.8	2	2308231320	
20	ÉCROU H EMBASE	HEX FLANGE NUT	M5 CL.8	2	2700200510	
21	ÉCROU H EMBASE	HEX FLANGE NUT	M8 CL.8	4	2700200300	
22	RONDELLE PLATE	ROUND HOLE WASHER	5.3 - 12 - 1 - CL.8.8	2	2351112040	
23	BOUTON 2 POSITIONS	2 POSITIONS KNOB	SWITCH ON-OFF UNIPOLAR	1	2901006070	
24	JOINT D'ÉTANCHÉITÉ	SEALING WASHER		1	4000049090	
25	COSSE	LUG	PIN SIZE 16	2	4000030290	
26	EMBOUT CÂBLAGE	CABLING TIP		2	2440502260	

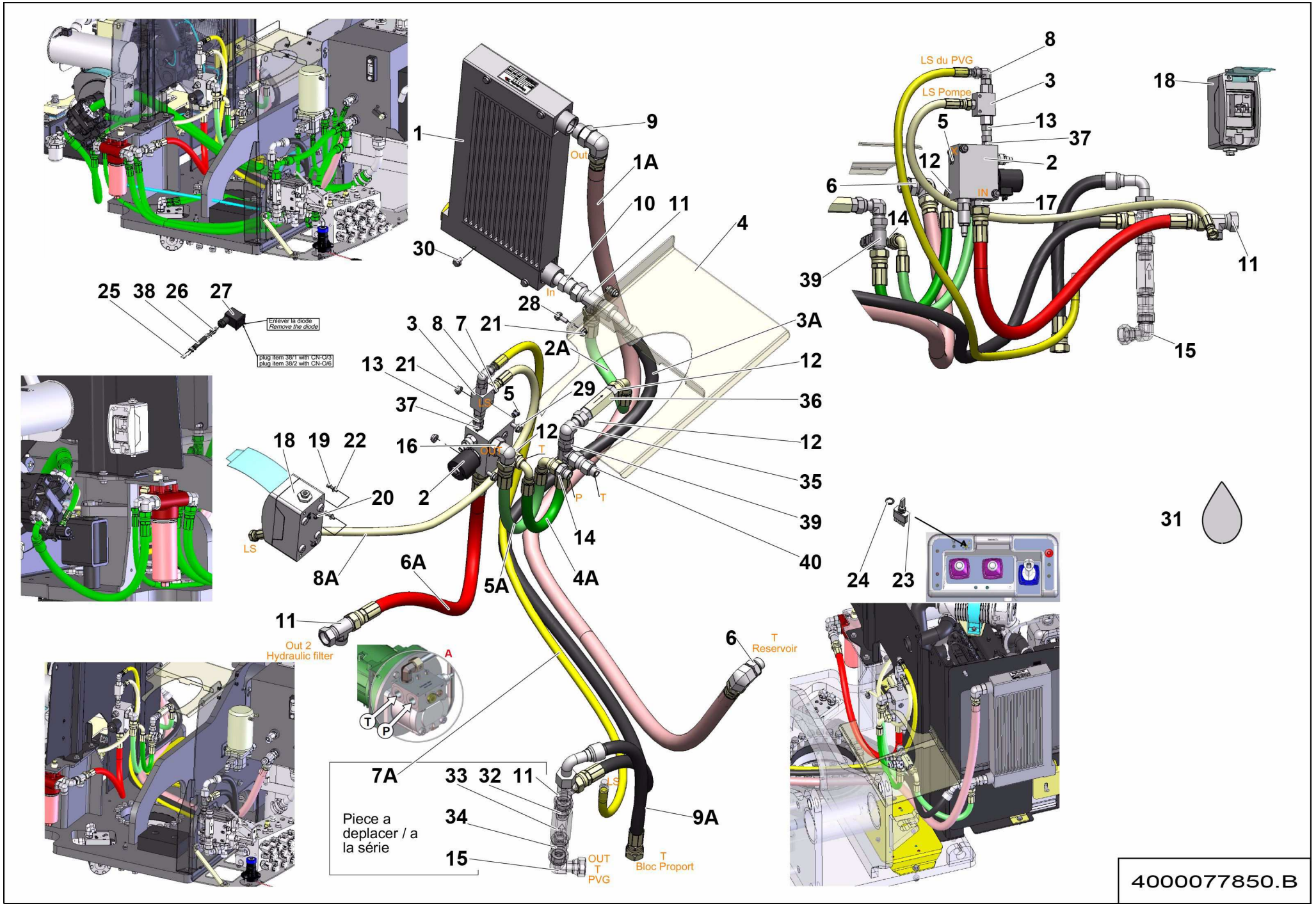
1
9
Out
1A
10
11
4
30
In
28
3A
2A
12
36
12
35
39
40
14
4A
5A
6A
8A
11
Out 2
Hydraulic filter
6
T
Reservoir
9A
T
Bloc Proport
OUT
T
PVG
LS
7A
33
32
11
34
15
Piece a
deplacer / a
la série
25
38
26
27
Enlever la diode
Remove the diode
plug item 38/1 with CN-O/3
plug item 38/2 with CN-O/6
3
8
7
21
13
21
37
5
LS
16
OUT
T
P
T
2
18
19
22
20
LS
LS du PVG
LS Pompe
8
3
13
37
2
5
12
6
IN
17
14
39
11
15
18
31
24
23
A
4000077850.B

▲ ENSEMBLE HYDRAULIQUE
HYDRAULIC ASSEMBLY

Rep.	Désignation	Designation	Specification	Qty	Code	Up to / jusqu'à
27	BORNIER	TERMINAL BLOCK		1	2442009180	
28	VIS H À EMBASE	FLANGE HEAD CAP SCREW	M8X20-20 CL. 8.8	2	4000030180	
29	VIS H À EMBASE	FLANGE HEAD CAP SCREW	M8X80-22 CL. 8.8	2	2700101640	
30	VIS H À EMBASE	FLANGE HEAD CAP SCREW	M8X10-10 CL. 8.8	4	2700101600	
31	FLEXIBLE HYDRAULIQUE	HYDRAULIC HOSE	OPTION G ROUTAGE	0	4000079620	
32	UNION MÂLE	MALE UNION	3/4' BSPP 1'3/16-12 ORFS	0	2501000010	
33	CLAPET ANTI-RETOUR	ONE-WAY VALVE	10B S5594	0	2426602780	
34	UNION FEMELLE	FEMALE UNION	BSPP 3/4 ORFS 1 3/16-12 ORFS	0	2501001380	
35	COUDE ORIENTABLE	ADJUSTABLE BEND	ORFS 1-14 90	1	2501001350	
36	CLAPET ANTI-RETOUR	ONE-WAY VALVE	RV-12-01.X_12 (0.5BAR 3_4-16UNF)	1	4000104840	
37	UNION MÂLE	MALE UNION		1	2369111870	
38	FIL	WIRE	2X1MM² - S5074 CÂBLE	1	2440311480	
39	TÉ ORIENTABLE RENVERSÉ	REVERSE SWIVELLING TEE	1'	1	2369112240	
40	UNION FEMELLE ORFS	FEMALE ORFS UNION	1/2"BSPP 1-114ORFS	1	2501001800	
1A	FLEXIBLE HYDRAULIQUE	HYDRAULIC HOSE	ORFS-1P-LG2350-1SC- F 1-7.16-12 - F 1-7.16-12	1	4000208970	
2A	FLEXIBLE HYDRAULIQUE	HYDRAULIC HOSE	ORFS-5_8P-LG460-1SC-F90 1P-14 -F 1P3-16_12	1	4000208980	
3A	FLEXIBLE HYDRAULIQUE	HYDRAULIC HOSE	ORFS-3_4P-LG2200-1SC- F45 1-13_16-16 - F 1-13_16-16	1	4000209030	
4A	FLEXIBLE HYDRAULIQUE	HYDRAULIC HOSE	ORFS-5_8P-LG490-1SC-F90 1P-14 -F 1P-14	1	4000208990	
5A	FLEXIBLE HYDRAULIQUE	HYDRAULIC HOSE	DN16 D-C90 ORFS LG=600	1	2502007500	
6A	FLEXIBLE HYDRAULIQUE	HYDRAULIC HOSE	ORFS-5_8P-LG750-2SC-F 1P-14 -F 1P3-16_12	1	4000209000	
7A	FLEXIBLE HYDRAULIQUE	HYDRAULIC HOSE	ORFS-3_8P-LG1900-R16- F 11_16-16 - M 11_16-16	0	4000100770	
8A	FLEXIBLE HYDRAULIQUE	HYDRAULIC HOSE	ORFS-3_8P-LG1160-R16- F 11_16-16 - F 11_16-16	1	4000209010	
9A	FLEXIBLE HYDRAULIQUE	HYDRAULIC HOSE	ORFS-3_4P-LG510-1SC- F90 1-13_16-16 - F 1-13_16-16	1	4000209020	

▲ ENSEMBLE GÉNÉRATRICE 3.7KW 120V 60HZ USA HYDR
GENERATOR ASSEMBLY

Rep.	Désignation	Designation	Specification	Qty	Code	Up to / jusqu'à
1	ALIMENTATION	POWER SUPPLY	110V USA	1	4000050580	SEE DETAILS PAGE 445
2	ENSEMBLE HYDRAULIQUE	HYDRAULIC ASSEMBLY	3.5KVA	1	4000077850	SEE DETAILS PAGE 487
3	ENSEMBLE GÉNÉRATRICE	GENERATOR ASSEMBLY	3.7KW 120V 60HZ USA	1	4000305960	SEE DETAILS

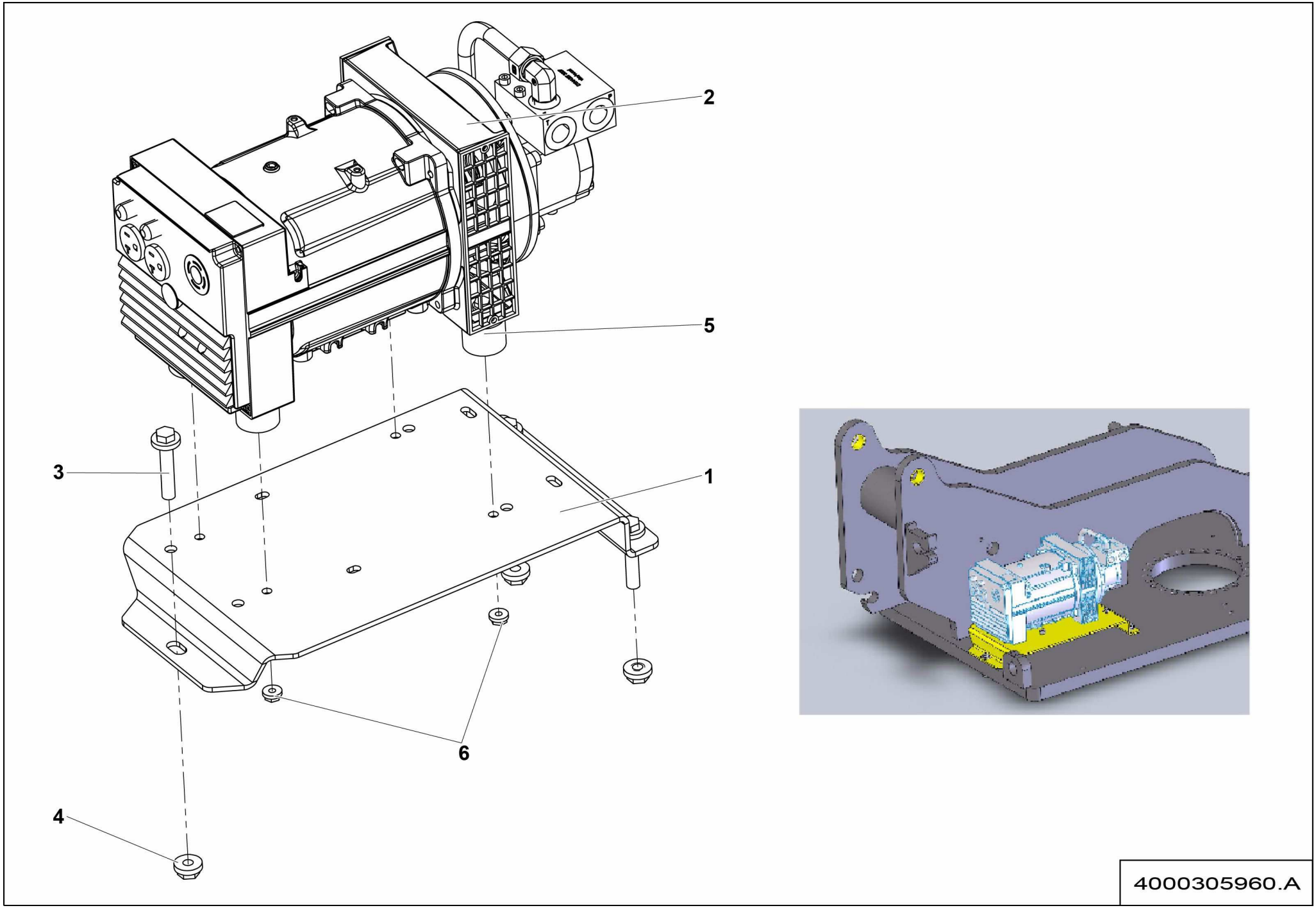
2
5
3
1
6
4
4000305960.A

▲ ENSEMBLE GÉNÉRATRICE
GENERATOR ASSEMBLY

Rep.	Désignation	Designation	Specification	Qty	Code	Up to / jusqu'à
1	SUPPORT GÉNÉRATRICE	GENERATOR SUPPORT		1	4000077860	
2	GÉNÉRATRICE	GENERATOR	3.7KVA120V60HZ US S022107	1	4000052880	
2-1	*MOTEUR HYDRAULIQUE*	*HYDRAULIC MOTOR*		*1*	*4000508900*	
2-2	*CARTOUCHE*	*CARTRIDGE*		*1*	*4000392390*	
3	VIS H À EMBASE	FLANGE HEAD CAP SCREW	M12X60-30 CL. 8.8	3	2700101730	
4	ÉCROU H EMBASE	HEX FLANGE NUT	M12 CL.8	3	2700200320	
5	VIS H À EMBASE	FLANGE HEAD CAP SCREW	M8X30-22 CL. 8.8	4	2700101610	
6	ÉCROU H EMBASE	HEX FLANGE NUT	M8 CL.8	4	2700200300	

▲ ENSEMBLE GÉNÉRATRICE 3.5KW 230V 50HZ INDUS EU HYDR ◀ I-390.3 ▶
GENERATOR ASSEMBLY

Rep.	Désignation	Designation	Specification	Qty	Code	Up to / jusqu'à
1	FICHE	PLUG	2P+T 220V 16A FR	1	2440603970	
2	**ALIMENTATION**	**POWER SUPPLY**	**220V EU INDUS**	**1**	**4000050680**	**SEE DETAILS PAGE 449**
3	**ENSEMBLE HYDRAULIQUE**	**HYDRAULIC ASSEMBLY**	**3.5KVA**	**1**	**4000077850**	**SEE DETAILS PAGE 487**
4	**ENSEMBLE GÉNÉRATRICE**	**GENERATOR ASSEMBLY**	**3.5KVA 230V 50HZ**	**1**	**4000306120**	**SEE DETAILS**

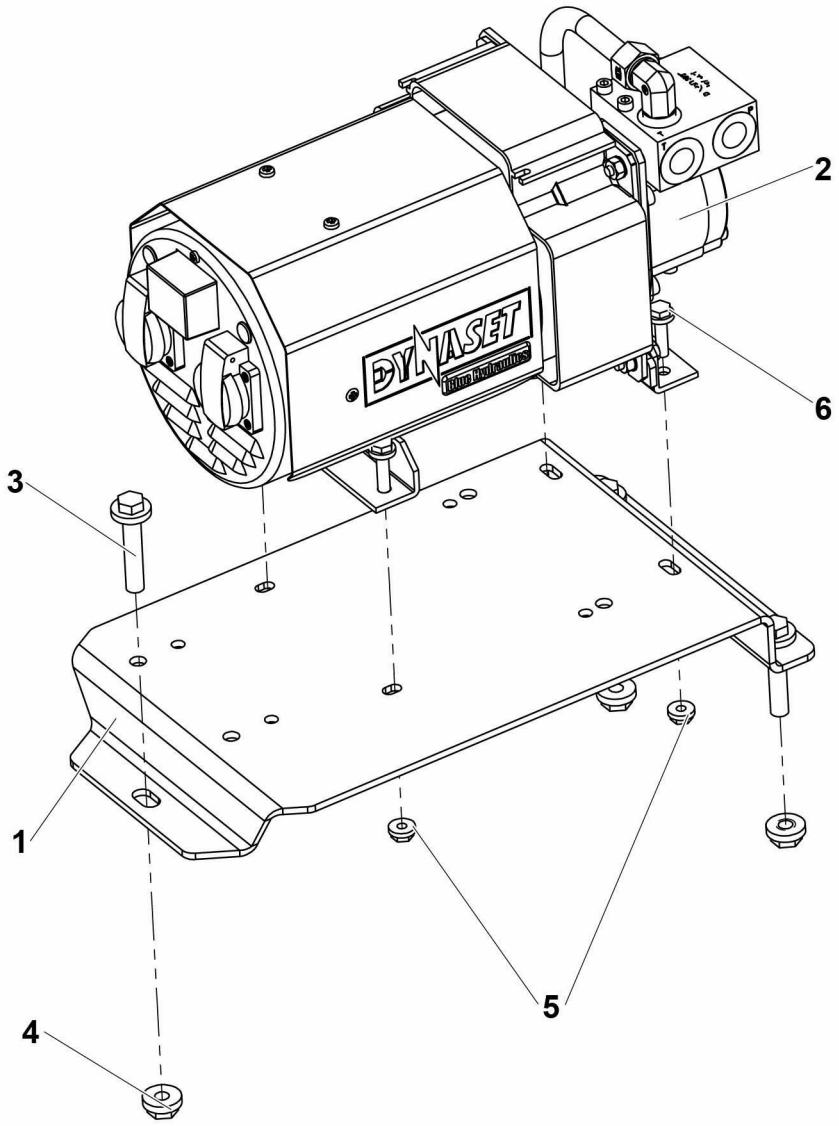

4000306120.A

▲ ENSEMBLE GÉNÉRATRICE
GENERATOR ASSEMBLY

Rep.	Désignation	Designation	Specification	Qty	Code	Up to / jusqu'à
1	SUPPORT GÉNÉRATRICE	GENERATOR SUPPORT		1	4000077860	
2	GÉNÉRATRICE	GENERATOR	3.5KVA 230V 50HZ S021560	1	2901010680EU	
3	VIS H À EMBASE	FLANGE HEAD CAP SCREW	M12X60-30 CL. 8.8	3	2700101730	
4	ÉCROU H EMBASE	HEX FLANGE NUT	M12 CL.8	3	2700200320	
5	ÉCROU H EMBASE	HEX FLANGE NUT	M8 CL.8	4	2700200300	
6	VIS H À EMBASE	FLANGE HEAD CAP SCREW	M8X30-22 CL. 8.8	4	2700101610	

▲ ENSEMBLE GÉNÉRATRICE 3.5KVA 230V 50HZ EU HYDR
GENERATOR ASSEMBLY

Rep.	Désignation	Designation	Specification	Qty	Code	Up to / jusqu'à
1	ALIMENTATION	POWER SUPPLY	220V EU NON INDUSTRIELLE	1	4000050590	SEE DETAILS PAGE 447
2	ENSEMBLE HYDRAULIQUE	HYDRAULIC ASSEMBLY	3.5KVA	1	4000077850	SEE DETAILS PAGE 487
3	ENSEMBLE GÉNÉRATRICE	GENERATOR ASSEMBLY	3.5KVA 230V 50HZ	1	4000306120	SEE DETAILS PAGE 497

▲ ENSEMBLE GÉNÉRATRICE 3.5KVA 230V 50HZ GB HYDR ◀ I-390.5 ▶
GENERATOR ASSEMBLY

Rep.	Désignation	Designation	Specification	Qty	Code	Up to / jusqu'à
1	FICHE	PLUG	2P+T 220V 16A FR	1	2440603970	
2	**ALIMENTATION**	**POWER SUPPLY**	**220V UK**	**1**	**4000050600**	**SEE DETAILS PAGE 451**
3	**ENSEMBLE HYDRAULIQUE**	**HYDRAULIC ASSEMBLY**	**3.5KVA**	**1**	**4000077850**	**SEE DETAILS PAGE 487**
4	**ENSEMBLE GÉNÉRATRICE**	**GENERATOR ASSEMBLY**	**3.5KVA 230V 50HZ**	**1**	**4000306120**	**SEE DETAILS PAGE 497**

▲ ENSEMBLE GÉNÉRATRICE 6.5KW 230V 380V 50HZ BASE EU
GENERATOR ASSEMBLY

◀ I-390.6 ▶

Rep.	Désignation	Designation	Specification	Qty	Code	Up to / jusqu'à
1	CÂBLE	CABLE	5G2.5 POUR CHAÎNE PORTE CABLE	26	4000096730	
2	**ENSEMBLE HYDRAULIQUE**	**HYDRAULIC ASSEMBLY**	**6.5KVA**	**1**	**4000209330**	**SEE DETAILS**
3	**ENSEMBLE ÉLECTRICITÉ**	**POWER SUPPLY SECTION**	**PRISE 380V 230V EU 3 PHASE**	**1**	**4000209390**	**SEE DETAILS**
4	**ENSEMBLE GÉNÉRATRICE**	**GENERATOR ASSEMBLY**	**HYDRAULIQUE 6.5KVA**	**1**	**4000306320**	**SEE DETAILS**

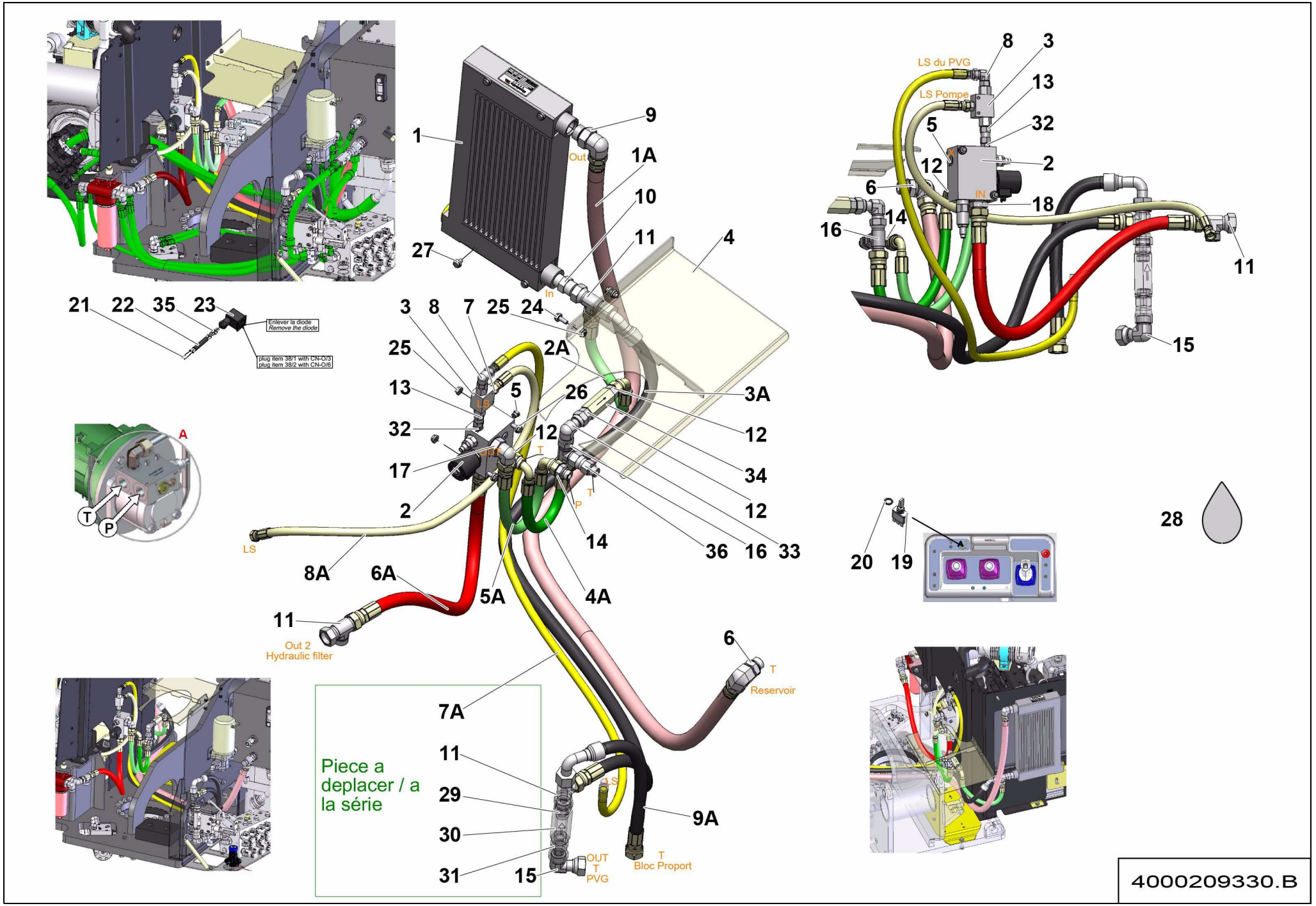
1
9
Out
1A
10
11
4
27
In
21
22
35
23
Enlever la diode
Remove the diode
plug item 38/1 with CN-O/3
plug item 38/2 with CN-O/6
3
8
7
25
24
25
2A
13
5
26
3A
32
12
17
T
34
2
P
12
14
36
16
33
LS
8A
6A
5A
4A
11
Out 2
Hydraulic filter
6
T
Reservoir
7A
11
29
30
31
15
OUT
T
PVG
9A
T
Bloc Proport
Piece a
deplacer / a
la série
A
T
P
LS du PVG
LS Pompe
8
3
13
32
5
2
12
6
IN
18
14
16
11
15
20
19
28
4000209330.B

▲ ENSEMBLE HYDRAULIQUE
HYDRAULIC ASSEMBLY

Rep.	Désignation	Designation	Specification	Qty	Code	Up to / jusqu'à
1	REFROIDISSEUR D'HUILE	OIL COOLER		1	4000034320	
2	BLOC DE REGULATION	CONTROL BLOCK	S021787	1	4000005960	
3	SÉLECTEUR DE CIRCUIT	CIRCUIT SELECTOR	G1_4-350BAR-35 L SOUS 7 BAR	1	2421906310	
4	TÔLE DE PROTECTION	PROTECTIVE PLATE		1	4000209180	
5	BOUCHON	PLUG	MALE 7_16-20 UNF	1	4000208940	
6	COUDE MÂLE	MALE EVEN BEND	1_1-16 UNF 1_7-16 ORFS	1	4000208950	
7	UNION MÂLE	MALE UNION	1/4 BSPP 11/16-16 UNF ORFS	1	2501000570	
8	COUDE MÂLE	MALE EVEN BEND	BSPP 1/4 ORFS 11/16-16 90° ORFS	1	2501001310	
9	COUDE	BEND		1	2501000840	
10	UNION MÂLE	MALE UNION	1'1/16-12 UNF 1'3/16-12	1	2501000090	
11	TÉ TOURNANT RENVERSÉ	ROTATING CROSSTAIL	1 3/16-12UNF1 3/16-12UNF	3	2501000430	
12	UNION MÂLE	MALE UNION	3/4-16 UNF 1-14	3	2501000250	
13	UNION FEMELLE ORFS	FEMALE ORFS UNION	1/4" BSPP 9/16-18 ORFS	1	2501001700	
14	UNION MÂLE	MALE UNION	1-2 BSPP 1-14 UNF	1	2501000830	
15	COUDE ORIENTABLE	ADJUSTABLE BEND	1 3 16-12 A 90 ORFS	1	2369134460	
16	TÉ ORIENTABLE RENVERSÉ	REVERSE SWIVELLING TEE	1'	1	2369112240	
17	COUDE MÂLE	MALE EVEN BEND	1'1/16-12UNF/1' 90°	1	2369112590	
18	UNION MÂLE	MALE UNION	1 1/16 UNF 1-14 5/8	1	2501000340	
19	BOUTON 2 POSITIONS	2 POSITIONS KNOB	SWITCH ON-OFF UNIPOLAR	1	2901006070	
20	JOINT D'ÉTANCHÉITÉ	SEALING WASHER		1	4000049090	
21	COSSE	LUG	PIN SIZE 16	2	4000030290	
22	FIL	WIRE	2X1MM² - S5074 CÂBLE	1	2440311480	
23	BORNIER	TERMINAL BLOCK		1	2442009180	
24	VIS H À EMBASE	FLANGE HEAD CAP SCREW	M8X20-20 CL. 8.8	2	4000030180	
25	ÉCROU H EMBASE	HEX FLANGE NUT	M8 CL.8	4	2700200300	
26	VIS H À EMBASE	FLANGE HEAD CAP SCREW	M8X80-22 CL. 8.8	2	2700101640	

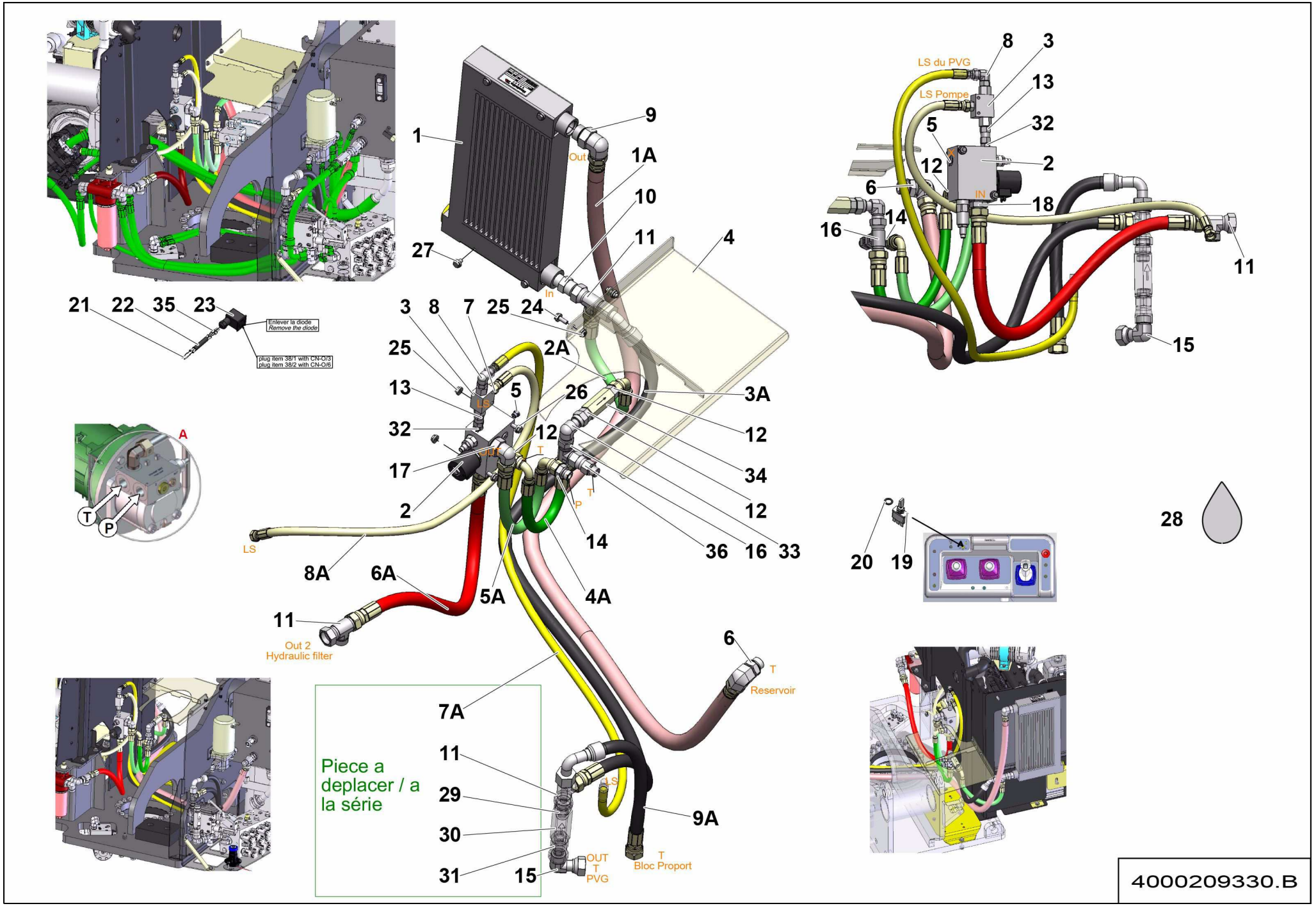
1
9
Out
1A
10
11
4
27
In
21
22
35
23
Enlever la diode
Remove the diode
plug item 38/1 with CN-O/3
plug item 38/2 with CN-O/6
3
8
7
25
24
25
2A
13
5
26
3A
32
12
17
T
34
2
P
12
14
36
16
33
LS
8A
6A
5A
4A
11
Out 2
Hydraulic filter
6
T
Reservoir
7A
11
29
30
31
15
OUT
T
PVG
9A
T
Bloc Proport
Piece a
deplacer / a
la série
A
T
P
LS du PVG
LS Pompe
8
3
13
32
5
2
12
6
IN
18
14
16
11
15
20
19
28
4000209330.B

▲ ENSEMBLE HYDRAULIQUE
HYDRAULIC ASSEMBLY

Rep.	Désignation	Designation	Specification	Qty	Code	Up to / jusqu'à
27	VIS H À EMBASE	FLANGE HEAD CAP SCREW	M8X10-10 CL. 8.8	4	2700101600	
28	FLEXIBLE HYDRAULIQUE	HYDRAULIC HOSE	OPTION G ROUTAGE	0	4000079620	
29	UNION MÂLE	MALE UNION	3/4' BSPP 1'3/16-12 ORFS	0	2501000010	
30	CLAPET ANTI-RETOUR	ONE-WAY VALVE	10B S5594	0	2426602780	
31	UNION FEMELLE	FEMALE UNION	BSPP 3/4 ORFS 1 3/16-12 ORFS	0	2501001380	
32	UNION MÂLE	MALE UNION		1	2369111870	
33	COUDE ORIENTABLE	ADJUSTABLE BEND	ORFS 1-14 90	1	2501001350	
34	CLAPET ANTI-RETOUR	ONE-WAY VALVE	RV-12-01.X_12 (0.5BAR 3_4-16UNF)	1	4000104840	
35	EMBOUT CÂBLAGE	CABLING TIP		2	2440502260	
36	UNION FEMELLE ORFS	FEMALE ORFS UNION	1/2"BSPP 1-114ORFS	1	2501001800	
1A	FLEXIBLE HYDRAULIQUE	HYDRAULIC HOSE	ORFS-1P-LG2350-1SC- F 1-7.16-12 - F 1-7.16-12	1	4000208970	
2A	FLEXIBLE HYDRAULIQUE	HYDRAULIC HOSE	ORFS-5_8P-LG460-1SC-F90 1P-14 -F 1P3-16_12	1	4000208980	
3A	FLEXIBLE HYDRAULIQUE	HYDRAULIC HOSE	ORFS-3_4P-LG2200-1SC- F45 1-13_16-16 - F 1-13_16-16	1	4000209030	
4A	FLEXIBLE HYDRAULIQUE	HYDRAULIC HOSE	ORFS-5_8P-LG490-1SC-F90 1P-14 -F 1P-14	1	4000208990	
5A	FLEXIBLE HYDRAULIQUE	HYDRAULIC HOSE	DN16 D-C90 ORFS LG=600	1	2502007500	
6A	FLEXIBLE HYDRAULIQUE	HYDRAULIC HOSE	ORFS-5_8P-LG750-2SC-F 1P-14 -F 1P3-16_12	1	4000209000	
7A	FLEXIBLE HYDRAULIQUE	HYDRAULIC HOSE	ORFS-3_8P-LG1900-R16- F 11_16-16 - M 11_16-16	0	4000100770	
8A	FLEXIBLE HYDRAULIQUE	HYDRAULIC HOSE	ORFS-3_8P-LG1160-R16- F 11_16-16 - F 11_16-16	1	4000209010	
9A	FLEXIBLE HYDRAULIQUE	HYDRAULIC HOSE	ORFS-3_4P-LG510-1SC- F90 1-13_16-16 - F 1-13_16-16	1	4000209020	

pour branchement Prise 2P+T sur Prise 3P+N+T : 3 fils de 200mm
for connection of 2P+E plug on 3P+N+E Plug : 3 wires of 200mm

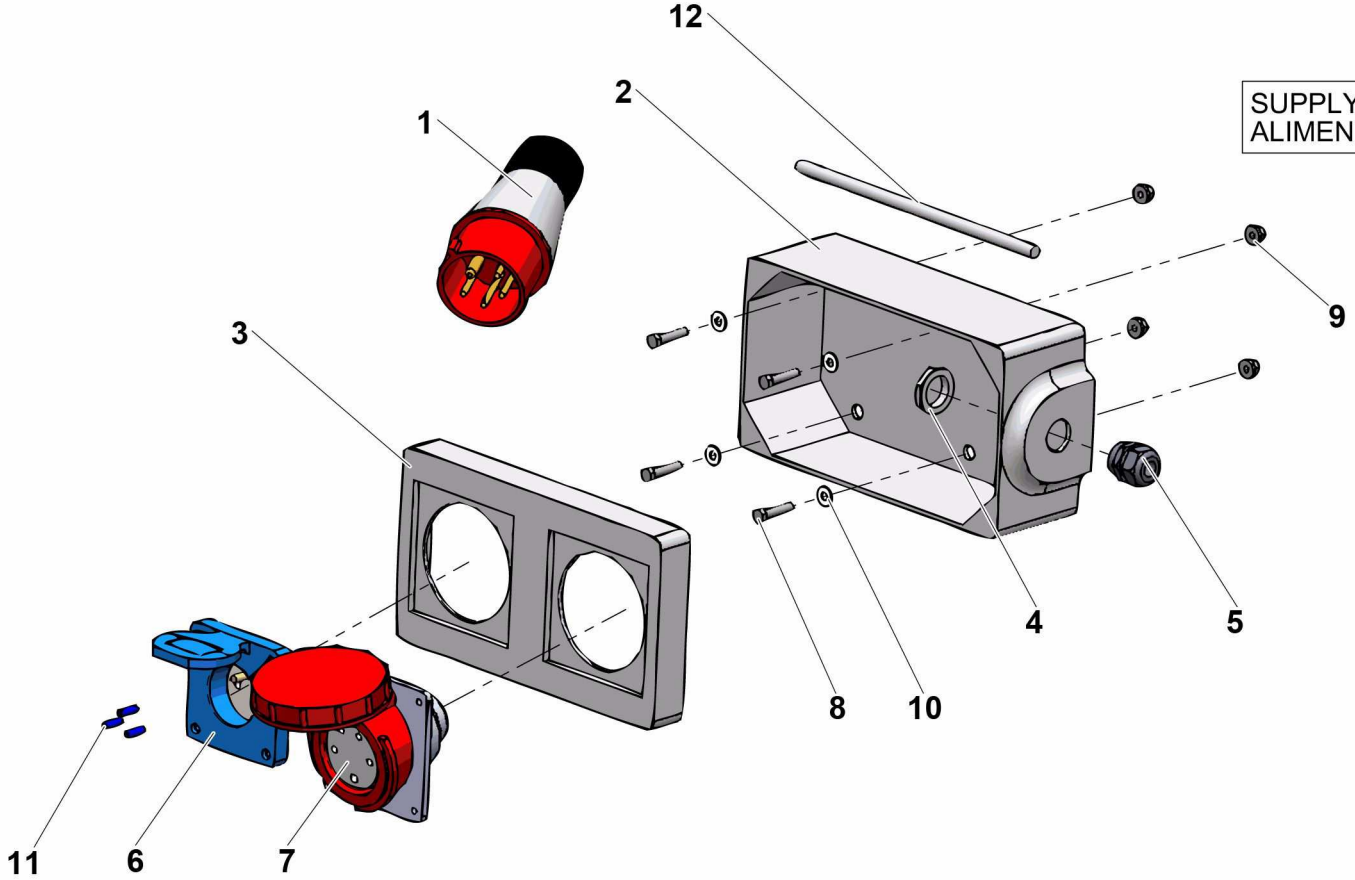

SUPPLY 220V 380V EU NOT INDUSTRIAL
ALIMENTATION 220V 380V EU NON INDUSTRIELLE

4000209390.D

▲ ENSEMBLE ÉLECTRICITÉ
POWER SUPPLY SECTION

Rep.	Désignation	Designation	Specification	Qty	Code	Up to / jusqu'à
1	FICHE	PLUG	ROUGE / RED 3PN+T	1	4000089930	
2	BOÎTIER PLASTIQUE	PLASTIC CASE		1	4000089860	
3	SOCLE	BASE	2 PRISES / PLUG SOCKETS	1	4000089870	
4	CONTRE ÉCROU PRESSE-ÉTOUPE	GLAND LOCK NUT	M20	1	4000089910	
5	PRESSE-ÉTOUPE	GLAND	M20 1.5	1	4000089900	
6	PRISE	PLUG SOCKET	2P+T MONOPHASE EUROPE STANDARD ENTRAXE UNIFIE	1	4000089890	
7	PRISE	PLUG SOCKET	3PN+T ENTRAXE UNIFIE IP67	1	4000089880	
8	VIS H	CAP SCREW	M5X25-25 CL.8.8	4	2331231230	
9	ÉCROU EMBASE AUTOFREINÉ	FLANGE HEX LOCKNUT	M5 CL.8 ZB	4	2700200420	
10	RONDELLE PLATE	ROUND HOLE WASHER	5.3 - 12 - 1 - CL.8.8	4	2351112040	
11	COSSE PROLONGATEUR BOUT	LUG END EXTENSION		3	2440313160	
12	CÂBLE	CABLE	3 X 2.5MM	0.2M	2440315790	

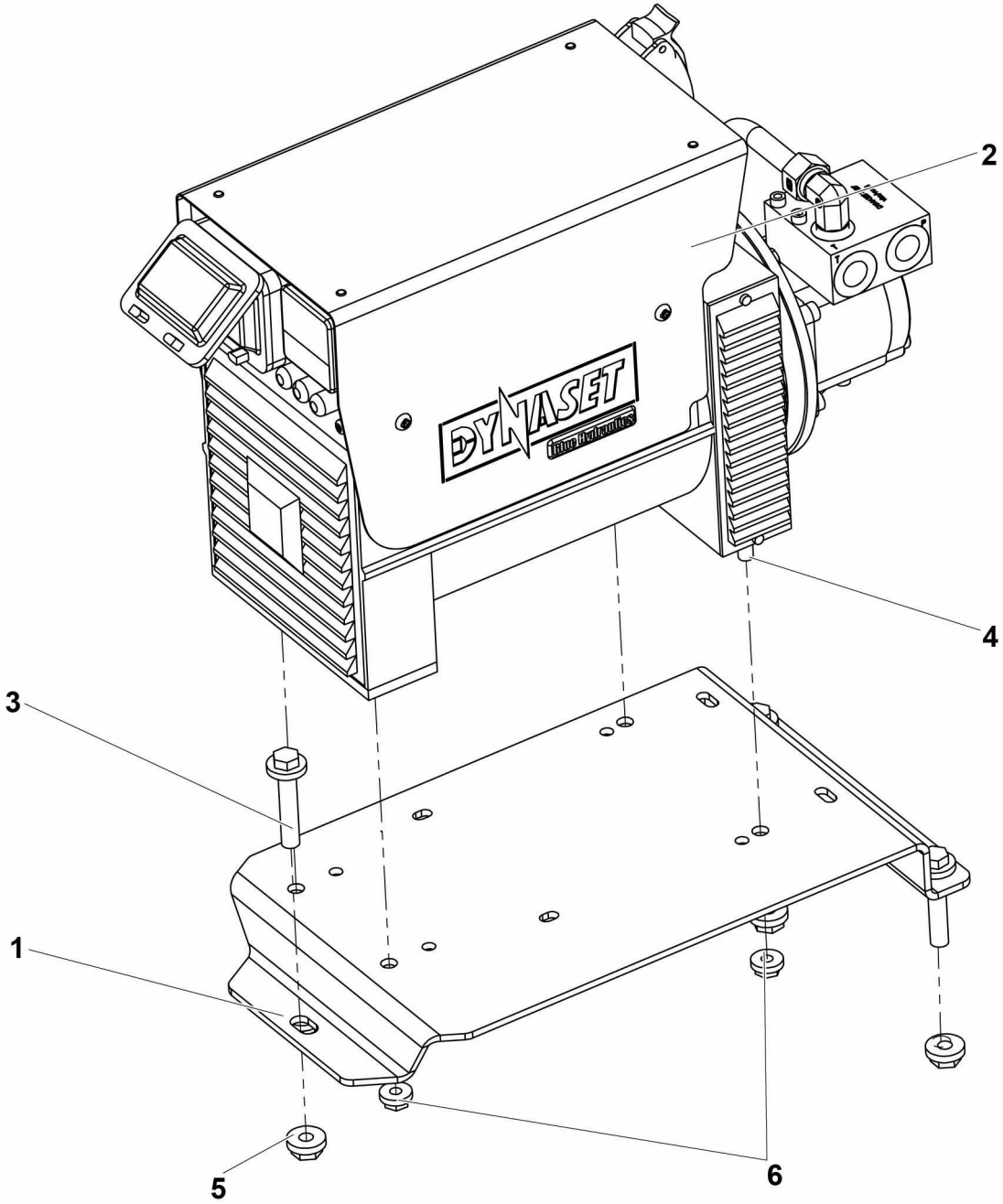

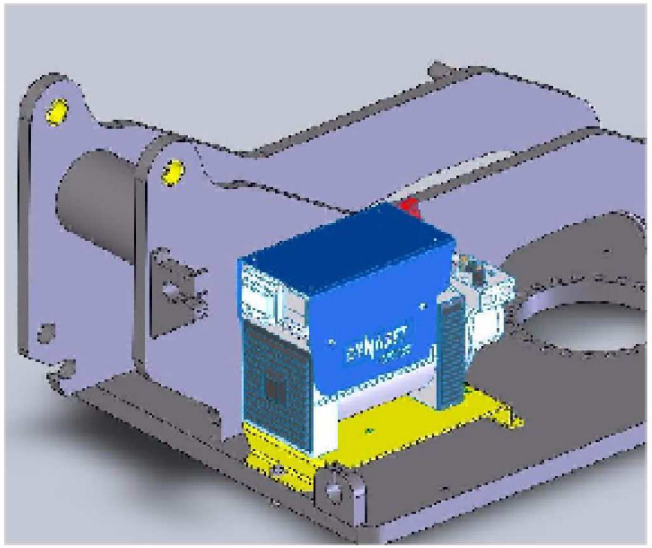

4000306320.A

▲ ENSEMBLE GÉNÉRATRICE
GENERATOR ASSEMBLY

Rep.	Désignation	Designation	Specification	Qty	Code	Up to / jusqu'à
1	SUPPORT GÉNÉRATRICE	GENERATOR SUPPORT		1	4000077860	
2	GÉNÉRATRICE	GENERATOR	HYDRAULIQUE 6.5KVA TRIPHASÉE 230_400V	1	4000090090	
3	VIS H À EMBASE	FLANGE HEAD CAP SCREW	M12X60-30 CL. 8.8	3	2700101730	
4	VIS H À EMBASE	FLANGE HEAD CAP SCREW	M10X35-26 CL. 8.8	4	2700101660	
5	ÉCROU H EMBASE	HEX FLANGE NUT	M12 CL.8	3	2700200320	
6	ÉCROU H EMBASE	HEX FLANGE NUT	M10 CL.8	4	2700200310	

▲ ENSEMBLE JOINT TOURNANT / SWIVEL JOINT UNIT — ROTATION CONTINUE / CONTINUOUS ROTATION — ◄ I-410B ►

Rep.	Désignation	Designation	Specification	Qty	Code	Up to / jusqu'à
1	ENSEMBLE FLEXIBLES	HOSE ASSEMBLIES	TOURELLE / TURRET	1	4000078140	SEE DETAILS
2	ENSEMBLE JOINT TOURNANT	SWIVEL JOINT UNIT		1	4000077980	SEE DETAILS PAGE 119
3	ENSEMBLE FLEXIBLES	HOSE ASSEMBLIES	CHÂSSIS / CHASSIS	1	4000208130	SEE DETAILS

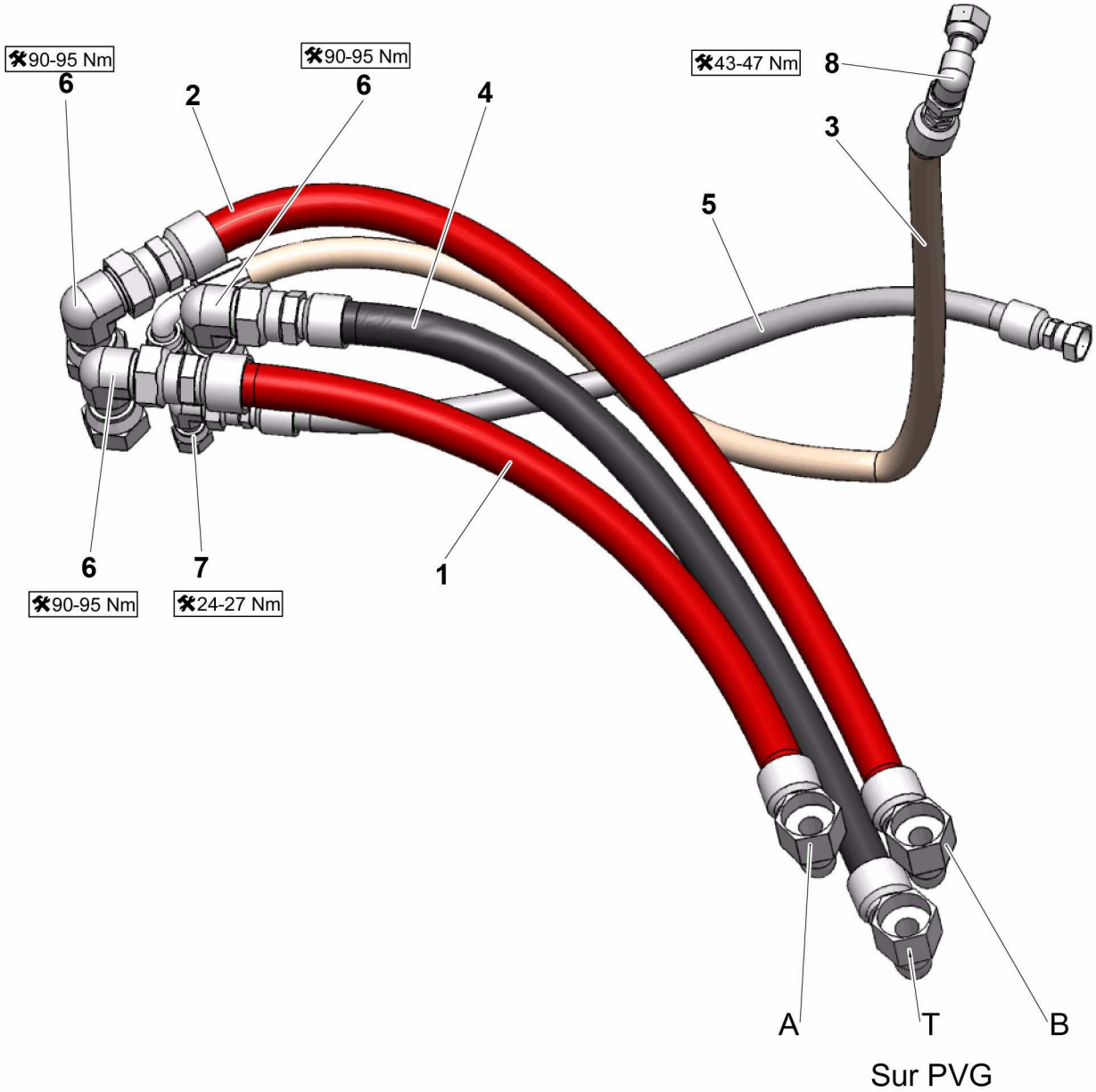

4000078140.C_1

ENSEMBLE FLEXIBLES
HOSE ASSEMBLIES

Rep.	Désignation	Designation	Specification	Qty	Code	Up to / jusqu'à
1	FLEXIBLE HYDRAULIQUE	HYDRAULIC HOSE	ORFS-3_4P-LG650-2SC-F90 1P3_16-12-F 1P3_16-12	1	4000207130	
2	FLEXIBLE HYDRAULIQUE	HYDRAULIC HOSE	ORFS-3_4P-LG840-2SC-F90 1P3_16-12-F 1P3_16-12	1	4000207140	
3	FLEXIBLE HYDRAULIQUE	HYDRAULIC HOSE	ORFS-1_2P-LG1000-1SC- F 13_16-16 -F90 13_16-16	1	4000207160	
4	FLEXIBLE HYDRAULIQUE	HYDRAULIC HOSE	ORFS-3_4P-LG750-2SC-F90 1P3_16-12-F 1P3_16-12	1	4000207150	
5	FLEXIBLE HYDRAULIQUE	HYDRAULIC HOSE	ORFS-3_8P-LG620-R16-F 11_16-16 -F 9_16-18	1	4000207180	
6	COUDE ORIENTABLE	ADJUSTABLE BEND	1 3 16-12 A 90 ORFS	3	2369134460	
7	COUDE ORIENTABLE	ADJUSTABLE BEND	11 16-16UNF A 90 ORFS	1	2501000950	
8	COUDE ORIENTABLE	ADJUSTABLE BEND	13 16-16UNF A 90 ORFS	1	2501000590	

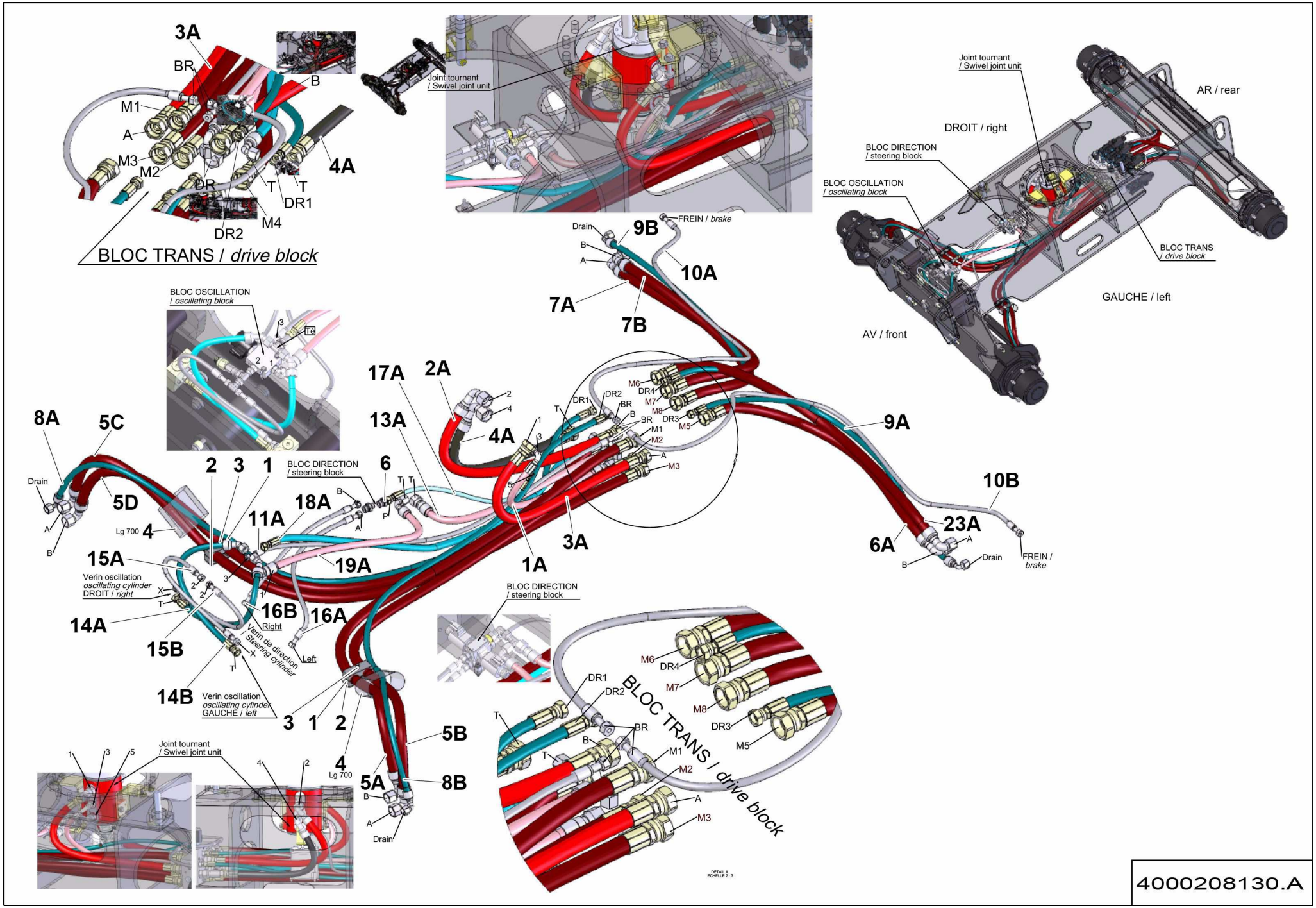
3A
BR
B
M1
A
M3
M2
DR
T
T
DR1
4A
M4
DR2
BLOC TRANS / drive block
Joint tournant
/ Swivel joint unit
Joint tournant
/ Swivel joint unit
AR / rear
DROIT / right
BLOC DIRECTION
/ steering block
BLOC OSCILLATION
/ oscillating block
BLOC TRANS
/ drive block
GAUCHE / left
AV / front
FREIN / brake
Drain
9B
10A
7A
7B
BLOC OSCILLATION
/ oscillating block
17A
2A
13A
4A
8A
5C
Drain
5D
Lg 700
4
2
3
1
BLOC DIRECTION
/ steering block
6
18A
11A
19A
1A
3A
9A
10B
23A
6A
Drain
FREIN /
brake
15A
Verin oscillation
oscillating cylinder
DROIT / right
14A
16B
Right
16A
Left
Verin de direction
Steering cylinder
15B
14B
Verin oscillation
oscillating cylinder
GAUCHE / left
3
1
2
5B
4
Lg 700
5A
8B
Drain
BLOC DIRECTION
/ steering block
BLOC TRANS / drive block
M6
DR4
M7
M8
DR3
M5
DR1
DR2
BR
B
T
M1
M2
A
M3
Joint tournant
/ Swivel joint unit
DETAIL A
ECHELLE 2 : 3
4000208130.A

▲ ENSEMBLE FLEXIBLES
HOSE ASSEMBLIES

Rep.	Désignation	Designation	Specification	Qty	Code	Up to / jusqu'à
1	COLLIER SERIE DOUBLE	CLAMP TWIN SERIE	4 28-28 PP	2	2389003490	
2	PLAQUE DE PROTECTION	PROTECTIVE PLATE	GD 2 D W3	2	2421609020	
3	VIS H À EMBASE	FLANGE HEAD CAP SCREW	M8X60-22 CL. 8.8	2	2700101630	
4	SPIRALE PLASTIQUE SOUPLE	PLASTIC SPIRAL HOSE	Ø INT.25	1.4M	2421906050	
6	UNION MÂLE	MALE UNION	3/4-16 UNF 11/16	1	2369111880	
1A	FLEXIBLE HYDRAULIQUE	HYDRAULIC HOSE	ORFS 1/2" LG600 S5469	1	2502009730	
2A	FLEXIBLE HYDRAULIQUE	HYDRAULIC HOSE	3/4" ORFS F90-F	1	2502005100	
3A	FLEXIBLE HYDRAULIQUE	HYDRAULIC HOSE	ORFS-3_4P-LG810-2SC- F 1-13_16-16 - F 1-13_16-16	1	4000208160	
4A	FLEXIBLE HYDRAULIQUE	HYDRAULIC HOSE	ORFS-3_4P-LG560-1SC- F90 1-13_16-16 - F 1-13_16-16	1	4000208170	
5A	FLEXIBLE HYDRAULIQUE	HYDRAULIC HOSE	ORFS-3_4P-LG2050-2SC- F 1-13_16-16 - F90 1-14	1	4000136660	
5B	FLEXIBLE HYDRAULIQUE	HYDRAULIC HOSE	ORFS-3_4P-LG2050-2SC- F 1-13_16-16 - F90 1-14	1	4000136660	
5C	FLEXIBLE HYDRAULIQUE	HYDRAULIC HOSE	ORFS-3_4P-LG2050-2SC- F 1-13_16-16 - F90 1-14	1	4000136660	
5D	FLEXIBLE HYDRAULIQUE	HYDRAULIC HOSE	ORFS-3_4P-LG2050-2SC- F 1-13_16-16 - F90 1-14	1	4000136660	
6A	FLEXIBLE HYDRAULIQUE	HYDRAULIC HOSE	ORFS-3_4P-LG1080-2SC- F 1-13_16-16 - F90 1-14	1	4000208390	
7A	FLEXIBLE HYDRAULIQUE	HYDRAULIC HOSE	ORFS-3_4P-LG1190-2SC- F 1-13_16-16 - F90 1-14	1	4000208400	
7B	FLEXIBLE HYDRAULIQUE	HYDRAULIC HOSE	ORFS-3_4P-LG1190-2SC- F 1-13_16-16 - F90 1-14	1	4000208400	
8A	FLEXIBLE HYDRAULIQUE	HYDRAULIC HOSE	ORFS 3/8" LG2220 S5469	1	2502003960	
8B	FLEXIBLE HYDRAULIQUE	HYDRAULIC HOSE	ORFS 3/8" LG2220 S5469	1	2502003960	
9A	FLEXIBLE HYDRAULIQUE	HYDRAULIC HOSE	ORFS 3/8" LG1250 S5469	1	2502009490	
9B	FLEXIBLE HYDRAULIQUE	HYDRAULIC HOSE	ORFS 3/8" LG1250 S5469	1	2502009490	
10A	FLEXIBLE HYDRAULIQUE	HYDRAULIC HOSE	ORFS-1_4P-LG1730-1SC- F 7_16-20 - F 9_16-18	1	4000202790	
10B	FLEXIBLE HYDRAULIQUE	HYDRAULIC HOSE	ORFS-1_4P-LG1730-1SC- F 7_16-20 - F 9_16-18	1	4000202790	
11A	FLEXIBLE HYDRAULIQUE	HYDRAULIC HOSE		1	2502002010	
13A	FLEXIBLE HYDRAULIQUE	HYDRAULIC HOSE	ORFS-1_2P-LG770-1SC- F 13_16-16 - F90 13_16-16	1	4000101020	
14A	FLEXIBLE HYDRAULIQUE	HYDRAULIC HOSE	ORFS-3_8P-LG480-1SC- F 11_16-16 - F45 11_16-16	1	4000101030	
14B	FLEXIBLE HYDRAULIQUE	HYDRAULIC HOSE	ORFS-3_8P-LG480-1SC- F 11_16-16 - F45 11_16-16	1	4000101030	

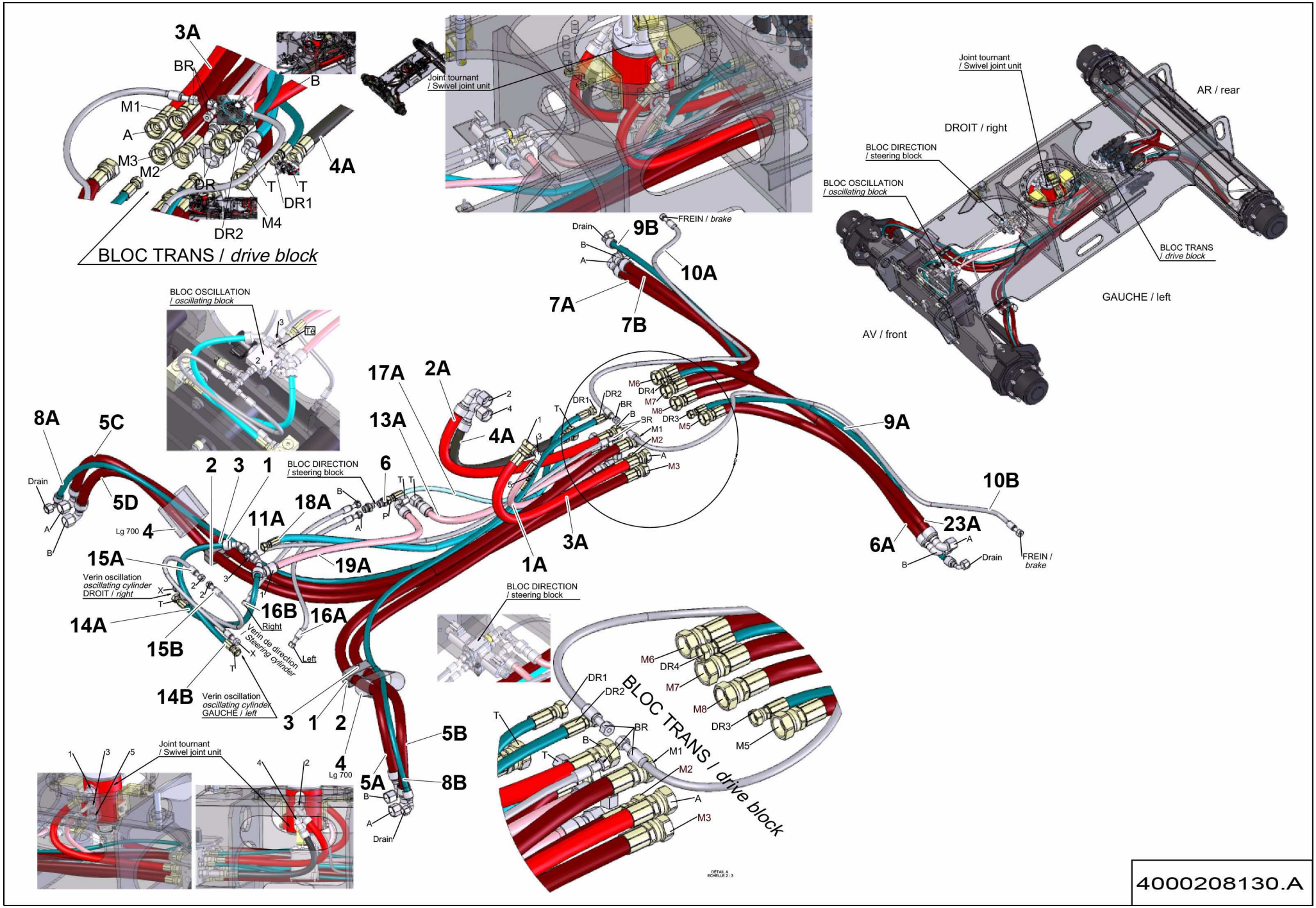
3A
BR
B
M1
A
M3
M2
DR
T
T
DR1
4A
M4
DR2
BLOC TRANS / drive block
Joint tournant
/ Swivel joint unit
Joint tournant
/ Swivel joint unit
AR / rear
DROIT / right
BLOC DIRECTION
/ steering block
BLOC OSCILLATION
/ oscillating block
BLOC TRANS
/ drive block
GAUCHE / left
AV / front
FREIN / brake
Drain
9B
10A
7A
7B
BLOC OSCILLATION
/ oscillating block
17A
2A
13A
4A
8A
5C
Drain
5D
Lg 700
4
2
3
1
BLOC DIRECTION
/ steering block
6
18A
11A
19A
1A
3A
9A
10B
23A
6A
Drain
FREIN /
brake
15A
Verin oscillation
oscillating cylinder
DROIT / right
14A
16B
Right
16A
Left
Verin de direction
Steering cylinder
15B
14B
Verin oscillation
oscillating cylinder
GAUCHE / left
3
1
2
5B
4
Lg 700
5A
8B
Drain
Joint tournant
/ Swivel joint unit
BLOC DIRECTION
/ steering block
BLOC TRANS / drive block
M6
DR4
M7
M8
DR3
M5
DR1
DR2
BR
B
T
M1
M2
A
M3
DETAIL A
ECHELLE 2 : 3
4000208130.A

▲ ENSEMBLE FLEXIBLES
HOSE ASSEMBLIES

Rep.	Désignation	Designation	Specification	Qty	Code	Up to / jusqu'à
15A	FLEXIBLE HYDRAULIQUE	HYDRAULIC HOSE	ORFS-1_4P-LG440-1SC- F 9_16-18 - F 9_16-18	1	4000101040	
15B	FLEXIBLE HYDRAULIQUE	HYDRAULIC HOSE	ORFS-1_4P-LG440-1SC- F 9_16-18 - F 9_16-18	1	4000101040	
16A	FLEXIBLE HYDRAULIQUE	HYDRAULIC HOSE	ORFS-1_4P-LG560-1SC- F 9_16-18 - F 9_16-18	1	4000136680	
16B	FLEXIBLE HYDRAULIQUE	HYDRAULIC HOSE	ORFS-1_4P-LG560-1SC- F 9_16-18 - F 9_16-18	1	4000136680	
17A	FLEXIBLE HYDRAULIQUE	HYDRAULIC HOSE		1	2502001980	
18A	FLEXIBLE HYDRAULIQUE	HYDRAULIC HOSE	ORFS-3_8P-LG1300-1SC- F90 11_16-16 - F 11_16-16	1	4000136810	
19A	FLEXIBLE HYDRAULIQUE	HYDRAULIC HOSE	ORFS 1/2" LG820 S5469	1	2502009720	
23A	FLEXIBLE HYDRAULIQUE	HYDRAULIC HOSE	ORFS-3_4P-LG1320-2SC- F 1-13_16-16 - F90 1-14	1	4000208410	

▲ PRÉCHAUFFAGE PAYS TRES GRAND FROID -20° - -25° C
VERY COLD COUNTRIES PREHEATING

Rep.	Désignation	Designation	Specification	Qty	Code	Up to / jusqu'à
1	GRAND FROID	COLD WEATHER	-15 ° C	1	4000105040	
1-1	*BATTERIE DE DEMARRAGE*	*BATTERY- STARTER*	*110AH - 920A*	*1*	*2901002320*	
1-2	*HUILE HYDRAULIQUE*	*HYDRAULIC OIL*	*S020509 - TGF -20°*	*100L*	*2505002640*	
2	KIT PRÉCHAUFFAGE BLOC MOTEUR	ENGINE BLOCK PRE-HEATING UNIT		1	4000105070	
3	COSSE RONDE JAUNE	YELLOW ROUND LUG	Ø10	1	2440305490	
4	ÉCROU H	HEX NUT	M4 CL. 8	1	2341221030	

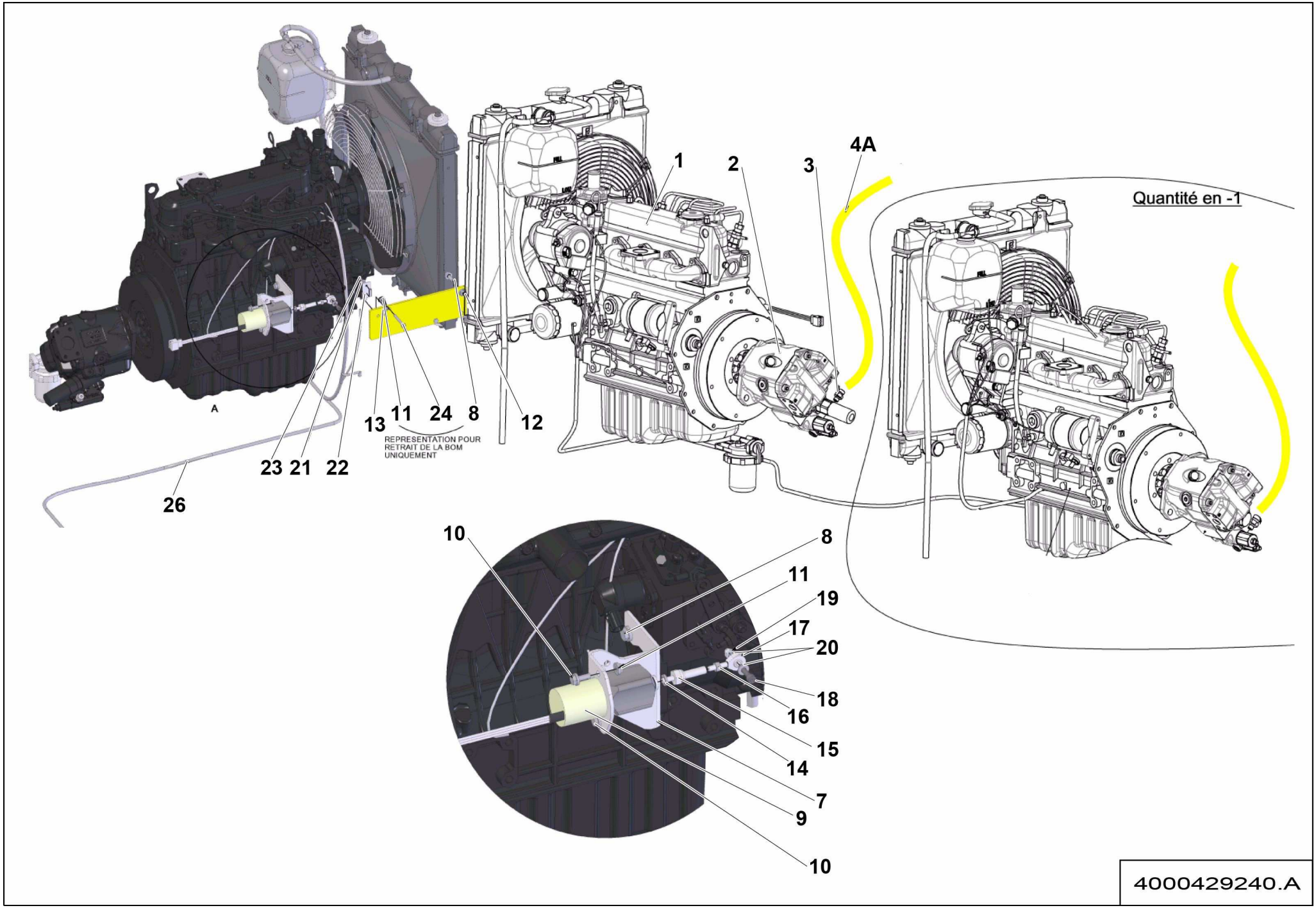
1
2
3
4A
Quantité en -1
A
13
11
24
8
12
REPRESENTATION POUR
RETRAIT DE LA BOM
UNIQUEMENT
23
21
22
26
10
8
11
19
17
20
18
16
15
14
7
9
10
4000429240.A

▲ OPTION JAPON / JAPAN OPTION — MOTEUR TIER4 / ENGINE — ◄ I-450B ►

Rep.	Désignation	Designation	Specification	Qty	Code	Up to / jusqu'à
1	**MOTEUR DIESEL MÉCANIQUE**	**DIESEL MOTOR**	**19 KW**	**1**	**4000317500**	**SEE DETAILS**
2	POMPE À PISTON	PISTON PUMP		1	4000325770	
3	UNION MÂLE	MALE UNION		1	2369111870	
4A	FLEXIBLE HYDRAULIQUE	HYDRAULIC HOSE		1	4000327760	
7	SUPPORT	HOLDER	COMMANDE DE REGIME SUPPORT	1	128P351740	
8	VIS H À EMBASE	FLANGE HEAD CAP SCREW	M8X20-20 CL. 8.8	4	4000030180	
9	SOLENOID ARRÊT	STOP SOLENOID		1	2326016890	
10	VIS H À EMBASE	FLANGE HEAD CAP SCREW	M6X16-16 CL. 8.8	2	2700102090	
11	ÉCROU H EMBASE	HEX FLANGE NUT	M6 CL.8	0	2700200500	
12	ÉCROU H EMBASE	HEX FLANGE NUT	M8 CL.8	2	2700200300	
13	ÉCROU H EMBASE	HEX FLANGE NUT	M5 CL.8	0	2700200510	
14	RONDELLE ÉLASTIQUE	SPRING WASHER	W 8	2	2351201070	
15	ROTULE MÂLE	MALE BALL JOINT		1	2326008470	
16	ÉCROU H	HEX NUT	M6 CL. 8	1	2341221050	
17	EMBOUT À ROTULE	BALL JOINT END FITTING		1	2326008460	
18	VIS CHC	SOCKET CAP SCREW	M6X25-25 CL.8.8	1	2308231500	
19	ÉCROU AUTOFREINÉ	SELF-LOCKED NUT	M6 CL. 8	1	2349221490	
20	RONDELLE PLATE	ROUND HOLE WASHER	6.4 - 14 - 1.2 - CL.8.8	2	2351112050	
21	RONDELLE PLATE	ROUND HOLE WASHER	5.3 - 12 - 1 - CL.8.8	0	2351112040	
22	RELAIS	RELAY	12V 1RTB	0	2441801860	
26	**FAISCEAU MOTEUR**	**ENGINE HARNESS**	**TIER3**	**1**	**4000211270**	**SEE DETAILS PAGE 237**

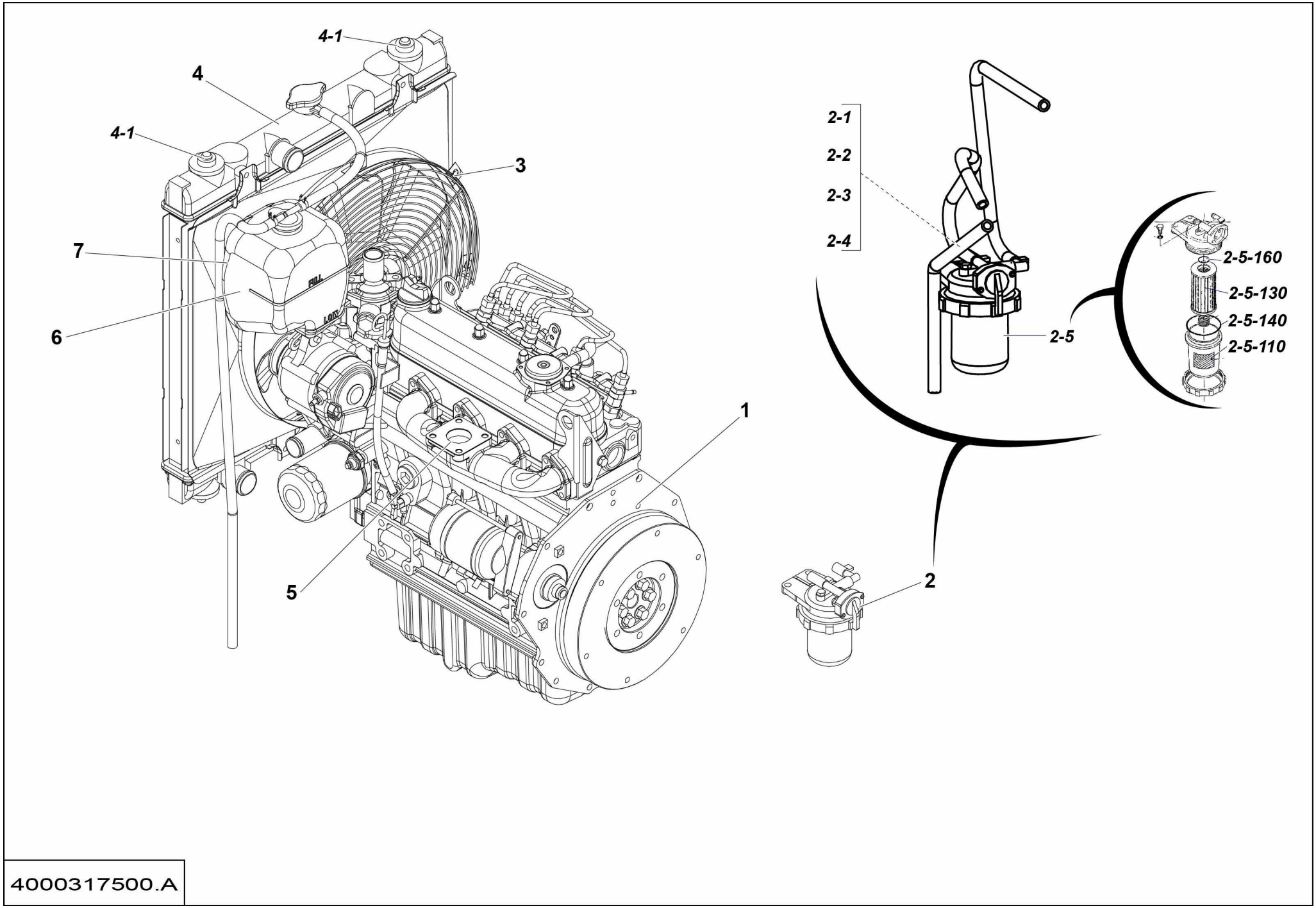

4000317500.A

▲ MOTEUR DIESEL MÉCANIQUE
DIESEL MOTOR

Rep.	Désignation	Designation	Specification	Qty	Code	Up to / jusqu'à
1	MOTEUR DIESEL MÉCANIQUE	DIESEL MOTOR		1	4000317490	
2	FILTRE À GASOIL	DIESEL OIL FILTER		1	2324007810	
2-1	*DURITÉ GASOIL*	*DIESEL HOSE*		*1*	*4000053040*	
2-2	*DURITÉ GASOIL*	*DIESEL HOSE*		*1*	*4000053050*	
2-3	*COLLIER*	*COLLAR*		*1*	*4000053090*	
2-4	*COLLIER*	*COLLAR*		*1*	*4000053100*	
2-5	*FILTRE À GASOIL*	*DIESEL OIL FILTER*		*1*	*4000053030*	
2-5-110	*POT DE FILTRE*	*CUP FILTER*		*1*	*4000079440*	
2-5-130	*CARTOUCHE*	*CARTRIDGE*		*1*	*4000079430*	
2-5-140	*JOINT TORIQUE*	*O-RING*		*1*	*4000079450*	
2-5-160	*JOINT TORIQUE*	*O-RING*		*1*	*4000210630*	
3	GRILLE DE PROTECTION RADIATEUR	RADIATOR PROTECTION		1	2324008190	
4	KIT RADIATEUR	RADIATOR KIT		1	4000054050	
4-1	AMORTISSEUR DE VIBRATION	VIBRATION DAMPER		4	2820309290	
5	JOINT PLAT	GASKET		1	4000075000	
6	VASE EXPANSION	EXPANSION CHAMBER		1	4000053060	
7	TÔLE DE FIXATION	FASTENING SHEET		1	2324007770	

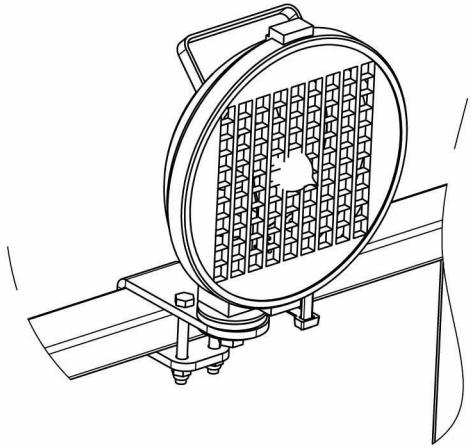

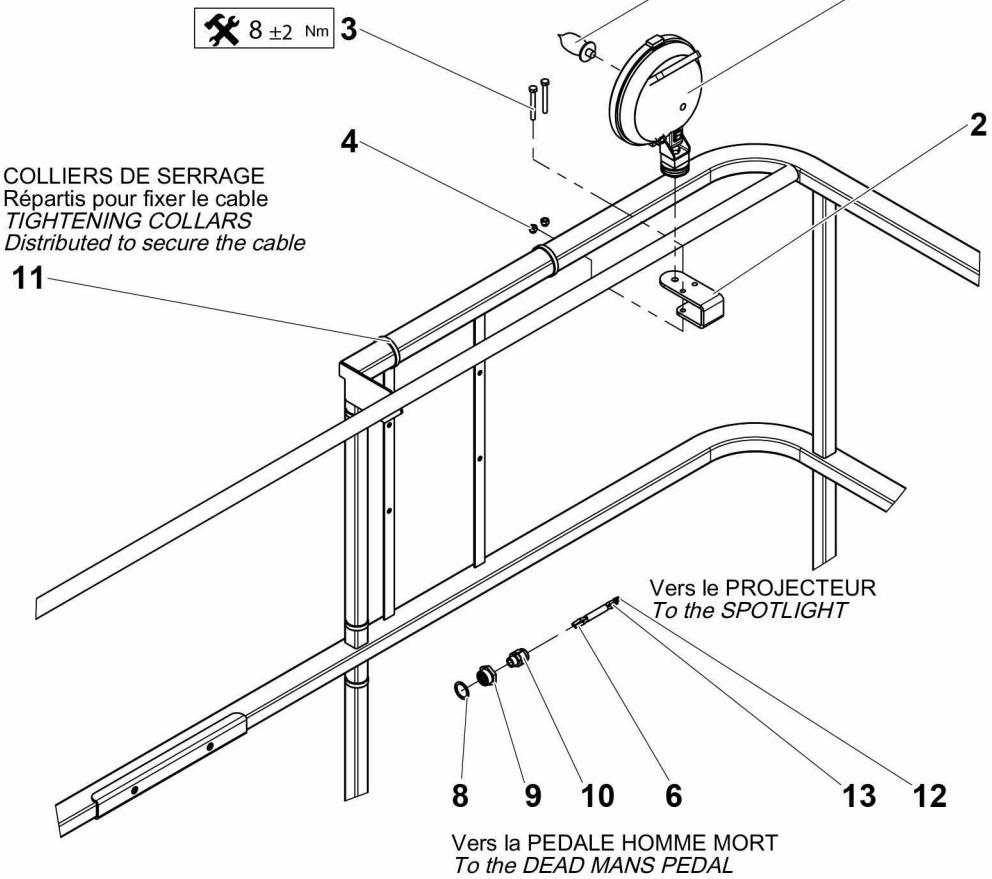

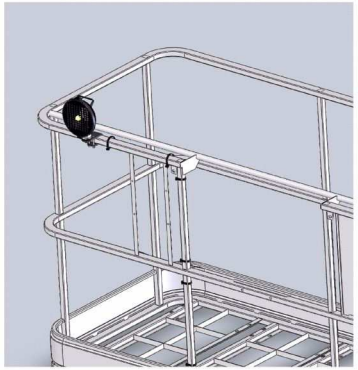

Montage HA16RTJ

Montage HA20RTJ



4000010300.C_2

▲ PHARE DE TRAVAIL
WORKING LIGHT

◀ I-510 ▶

Rep.	Désignation	Designation	Specification	Qty	Code	Up to / jusqu'à
1	PHARE DE TRAVAIL	WORKING LIGHT		1	2441603160	
2	SUPPORT PHARE	LIGHT SUPPORT		1	164P326680	
3	VIS H	CAP SCREW	M6X50-50 CL.8.8	2	2331231380	
4	ÉCROU AUTOFREINÉ	SELF-LOCKED NUT	M6 CL. 8	2	2349221490	
5	VOYANT	LIGHT	H3- 12V- 70W	1	2441202190	
6	COSSE PROLONGATEUR BOUT	LUG END EXTENSION		2	2440313160	
8	JOINT PRESSE-ÉTOUPE	GLAND SEAL	PG16	1	2901009970	
9	PRESSE-ÉTOUPE RÉDUCTEUR	REDUCER GLAND	16/9	1	2901013380	
10	PRESSE-ÉTOUPE	GLAND	PG09 - GRIS / GREY - 7035	1	2901013370	
11	COLLIER	COLLAR	POLYAMIDE 7.8X365	6	2389001700	
12	COSSE CLIPS ROUGE	RED CLIP TERMINAL	FEMELLE / FEMALE LG 6.3	1	2440313440	
13	EMBOUT DE CÂBLAGE	CABLE END	ROUGE / RED	1	2440502250	

Montage Barre
Bar Mounting

Enlever bouchon et passer le câble
avec presse étoupe en provenance du boitier rep.7
with cable gland wich come from the box item 7
Remove plug and pass the beam

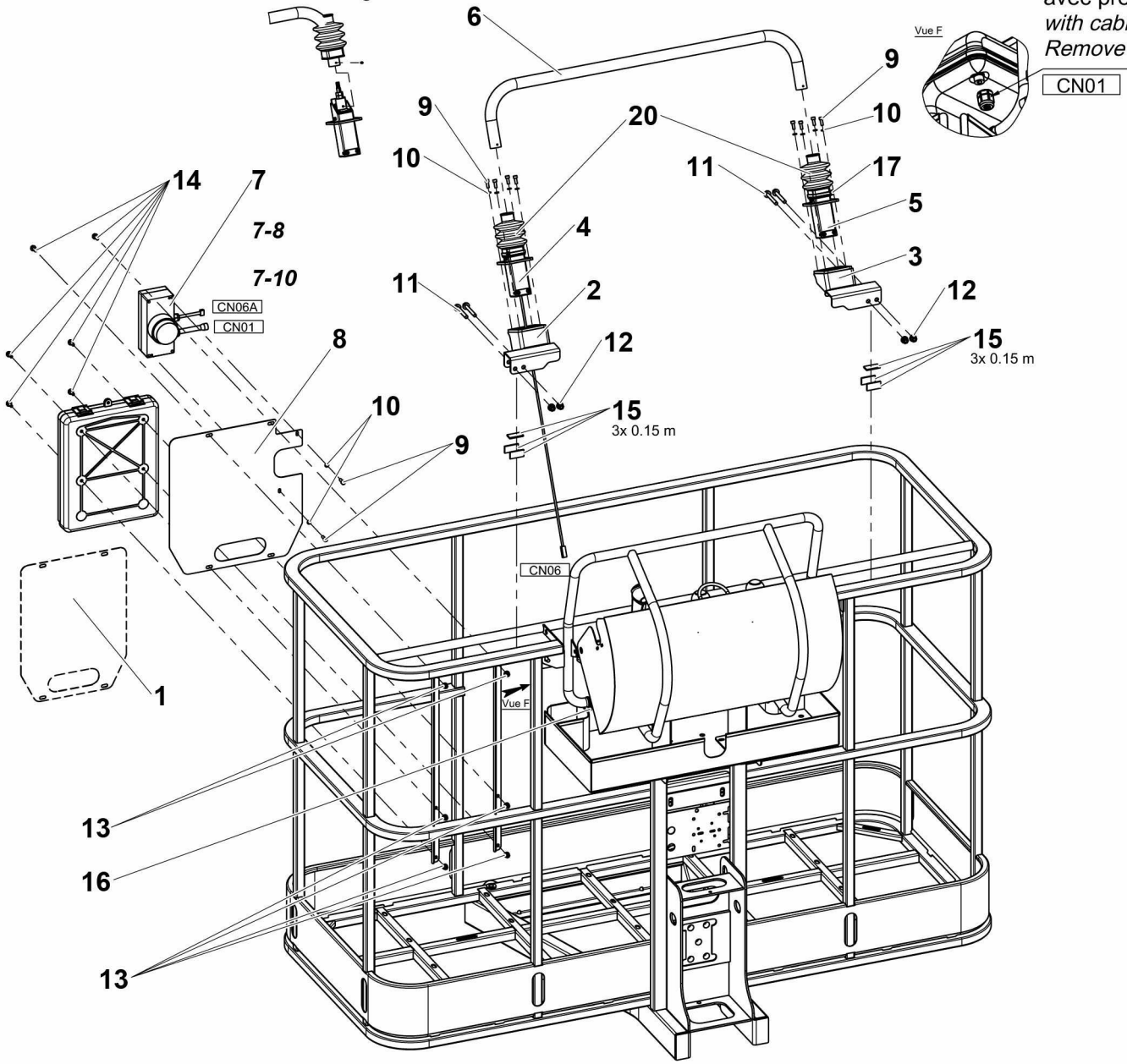

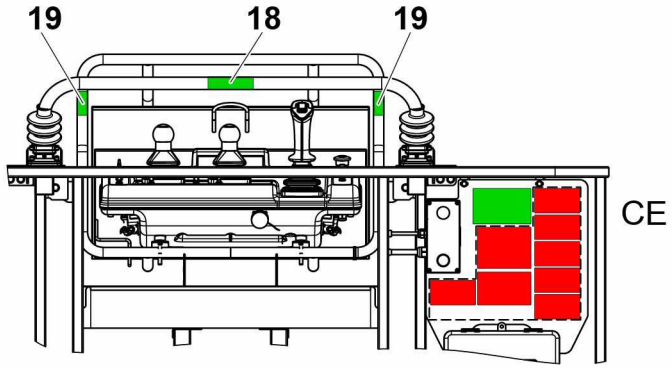

E1 = E1-1 + E1-2 + E1-3

E2 = E2-1 + E2-2 + E2-3

E3 = E3-1 + E3-2 + E3-3

E4 = E4-1 + E4-2 + E4-3

E5 = E5-1 + E5-2 + E5-3

E6 = E6-1 + E6-2 + E6-3

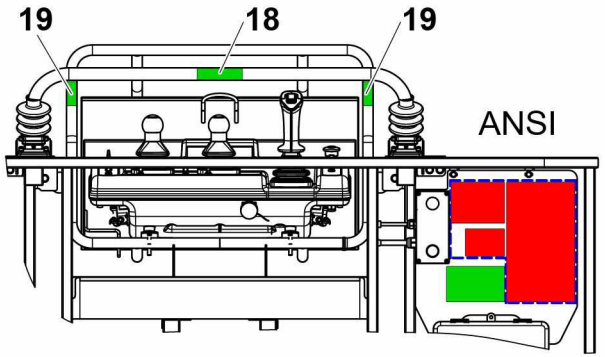

HA16RTJ-RTJO-RTJPRO / *HA46RTJO-RTJPRO*
Panier standard / *Standard Platform*

4000207730.D_1

ACTIV SHIELD BAR

Rep.	Désignation	Designation	Specification	Qty	Code	Up to / jusqu'à
1	ETRIER	STIRRUP	DROIT / RIGHT	1	4000207670	
2	ETRIER	STIRRUP	GAUCHE / LEFT	1	4000207680	
3	ENSEMBLE DETECTEUR	DETECTOR ASSY		1	4000083670	
4	ENSEMBLE DETECTEUR	DETECTOR ASSY	SANS CAPTEUR / WITHOUT SENSOR	1	4000129660	
5	ACTIV SHIELD BAR	ACTIV SHIELD BAR	900 X 160	1	4000227090	
6	JOINT NÉOPRÈNE	NEOPRENE SEAL	20 X 3	6	2399001570	
7	KIT	KIT	KIT	1	4000227190	
7-8	**FAISCEAU**	**BEAM**		**1**	**4000227180**	**SEE DETAILS**
7-10	FEU A ECLAT	FLASHING LIGHT	BLEU / BLUE	1	4000097890	
8	TÔLE SUPPORT	SHEET METAL SUPPORT		1	4000207720	
9	VIS CHC	SOCKET CAP SCREW	M6X16-16 CL.8.8	10	2308231480	
10	RONDELLE ÉLASTIQUE	SPRING WASHER	W 6	10	2351201050	
11	VIS H À EMBASE	FLANGE HEAD CAP SCREW	M8X60-22 CL. 8.8	4	2700101630	
12	ÉCROU FREINE EMBASE	FLANGE HEX LOCKNUT	M 8 CL. 8 ZB	4	2700200440	
13	ÉCROU FREINE EMBASE	FLANGE HEX LOCKNUT	M6 CL. 8 ZB	6	2700200430	
14	VIS H À EMBASE	FLANGE HEAD CAP SCREW	M6X16-16 CL. 8.8	6	2700102090	
15	TÔLE SUPPORT	SHEET METAL SUPPORT		1	4000096210	
16	COLLIER POLYAMIDE	PA FASTENER	180X6 NOIR / BLACK	1	2389002870	
17	COLLIER DE SERRAGE	TIGHTENING COLLAR		2	2389001700	
18	RISQUE MATERIEL	RISQUE MATERIEL		1	4000206690	
19	ÉTIQUETTE BLESSURE MAIN	HAND INJURY LABEL		2	4000244570	
20	SOUFFLET	GAITER		2	4000083620	
E1	KIT UK	UK KIT		1	4000209110	
E1-1	*MANUEL UTILISATION*	*OPERATING MANUAL*	*QUICKSTART*	*1*	*4000102060*	
E1-2	*MANUEL D INSTALLATION*	*INSTALLATION MANUAL*		*1*	*4000102070*	
E1-3	*INDICATION-EXPLICATION*	*INDICATION-EXPLICATION*	*LABEL*	*1*	*4000104240*	

Montage Barre
Bar Mounting

Enlever bouchon et passer le câble
avec presse étoupe en provenance du boitier rep.7
with cable gland wich come from the box item 7
Remove plug and pass the beam

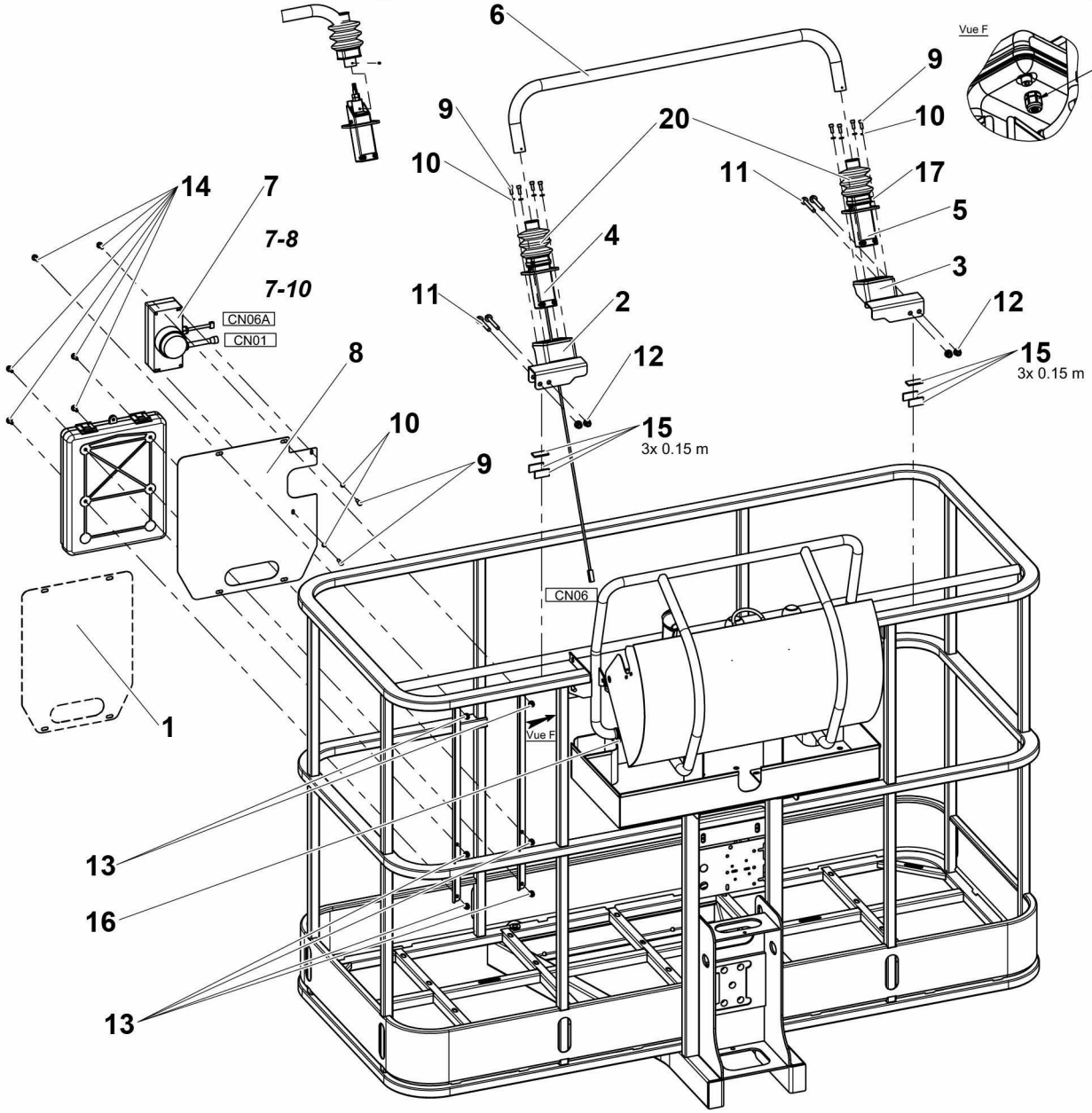

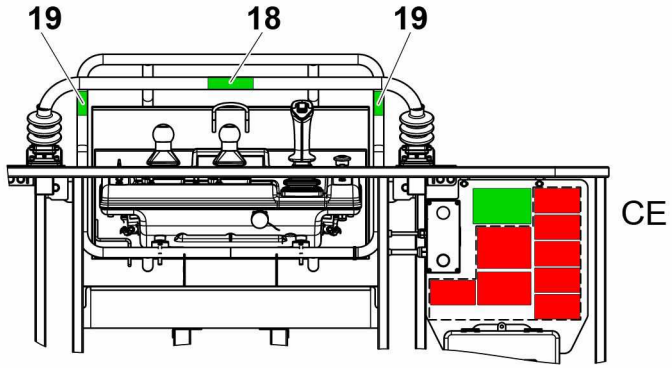

E1 = E1-1 + E1-2 + E1-3

E2 = E2-1 + E2-2 + E2-3

E3 = E3-1 + E3-2 + E3-3

E4 = E4-1 + E4-2 + E4-3

E5 = E5-1 + E5-2 + E5-3

E6 = E6-1 + E6-2 + E6-3

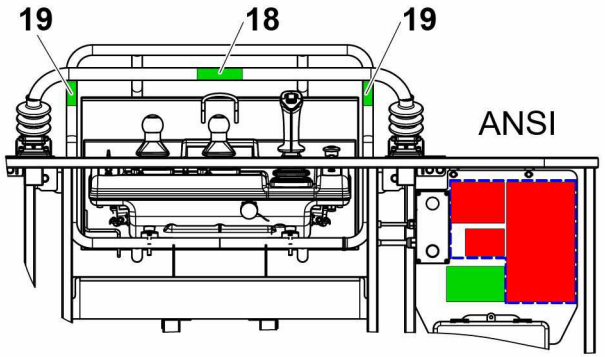

HA16RTJ-RTJO-RTJPRO / *HA46RTJO-RTJPRO*
Panier standard / *Standard Platform*

4000207730.D_1

ACTIV SHIELD BAR

Rep.	Désignation	Designation	Specification	Qty	Code	Up to / jusqu'à
E2	KIT FR	FR KIT		1	4000209100	
E2-1	*MANUEL UTILISATION*	*OPERATING MANUAL*	*QUICKSTART*	*1*	*4000210460*	
E2-2	*MANUEL D INSTALLATION*	*INSTALLATION MANUAL*		*1*	*4000212610*	
E2-3	*INDICATION-EXPLICATION*	*INDICATION-EXPLICATION*	*LABEL*	*1*	*4000210450*	
E3	KIT ALLEMAGNE	GERMANY KIT		1	4000272240	
E3-1	*MANUEL UTILISATION*	*OPERATING MANUAL*	*QUICKSTART*	*1*	*4000102060*	
E3-2	*MANUEL D INSTALLATION*	*INSTALLATION MANUAL*		*1*	*4000228650*	
E3-3	*INDICATION-EXPLICATION*	*INDICATION-EXPLICATION*	*LABEL*	*1*	*4000271360*	
E4	KIT ES	SPAIN KIT		1	4000272250	
E4-1	*MANUEL UTILISATION*	*OPERATING MANUAL*	*QUICKSTART*	*1*	*4000210460*	
E4-2	*MANUEL D INSTALLATION*	*INSTALLATION MANUAL*		*1*	*4000228660*	
E4-3	*INDICATION-EXPLICATION*	*INDICATION-EXPLICATION*	*LABEL*	*1*	*4000271370*	
E5	KIT DANEMARK	DENMARK KIT		1	4000272260	
E5-1	*MANUEL UTILISATION*	*OPERATING MANUAL*	*QUICKSTART*	*1*	*4000271670*	
E5-2	*MANUEL D INSTALLATION*	*INSTALLATION MANUAL*		*1*	*4000228670*	
E5-3	*INDICATION-EXPLICATION*	*INDICATION-EXPLICATION*	*LABEL*	*1*	*4000271350*	
E6	KIT HOLLANDE	HOLLAND KIT		1	4000272270	
E6-1	*MANUEL UTILISATION*	*OPERATING MANUAL*	*QUICKSTART*	*1*	*4000271670*	
E6-2	*MANUEL D INSTALLATION*	*INSTALLATION MANUAL*		*1*	*4000228680*	
E6-3	*INDICATION-EXPLICATION*	*INDICATION-EXPLICATION*	*LABEL*	*1*	*4000271340*	

Provide male 6.3 faston (rep 15) plug in the female one (rep 3).

Mounting instruction: crimp red wire of the flash lamp with wire 242 and black wire with 903A. Do not connect the yellow wire

CN06A

P.	SEZ.	REF.	NUM.	CONTACTS
1	0.5	EL905.2	242	4000307780
2	0.5	HL901.2	00	4000307780
3	0.5	SPL222	222	4000307780

Crimp sockets but do not connect the connector to the harness. Protect sockets under heat shrink and provide the connector and its wedge-lock with harness

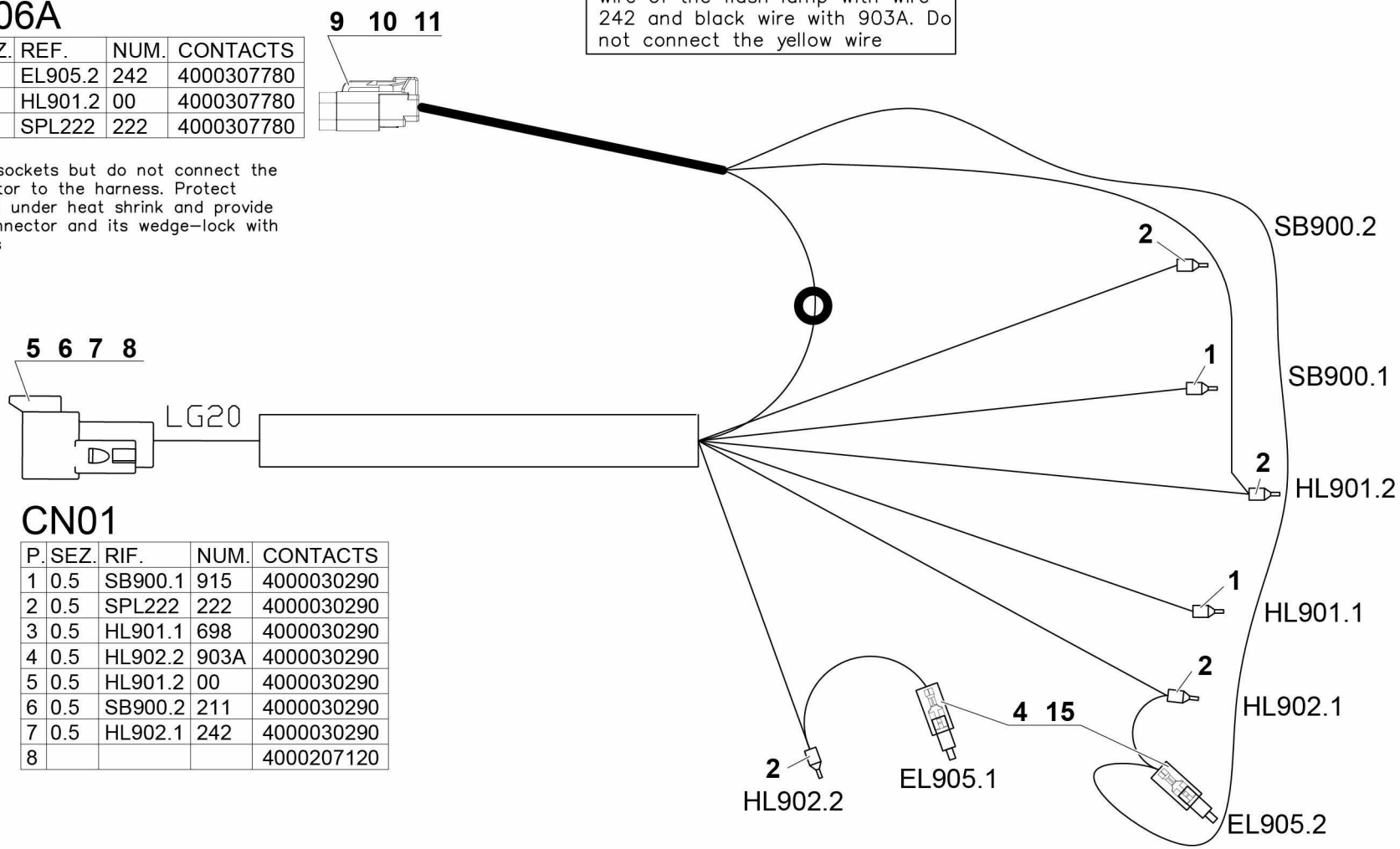

CN01

P.	SEZ.	RIF.	NUM.	CONTACTS
1	0.5	SB900.1	915	4000030290
2	0.5	SPL222	222	4000030290
3	0.5	HL901.1	698	4000030290
4	0.5	HL902.2	903A	4000030290
5	0.5	HL901.2	00	4000030290
6	0.5	SB900.2	211	4000030290
7	0.5	HL902.1	242	4000030290
8				4000207120

use a small wire
in addition to flash lamp wires
in items 15 when crimping

4000227180.B

▲ FAISCEAU
LOOM

Rep.	Désignation	Designation	Specification	Qty	Code	Up to / jusqu'à
1	EMBOUT DROIT	STRAIGHT FITTING		2	2440502250	
2	COSSE	LUG		4	2440502340	
5	CONNECTEUR	CONNECTOR	8 VOIES / WAYS	1	4000134710	
6	ACCESSOIRE	ACCESSORIE		1	4000139170	
7	COSSE	LUG		7	4000030290	
8	ACCESSOIRE	ACCESSORIE	SEALING PLUG	1	4000207120	
11	CONNECTEUR	CONNECTOR	3 VOIES / WAYS	1	4000203300	
12	ACCESSOIRE	ACCESSORIE	WEDGELOCK	1	4000203290	
13	COSSE	LUG		3	4000307780	

Montage Barre
Bar Mounting

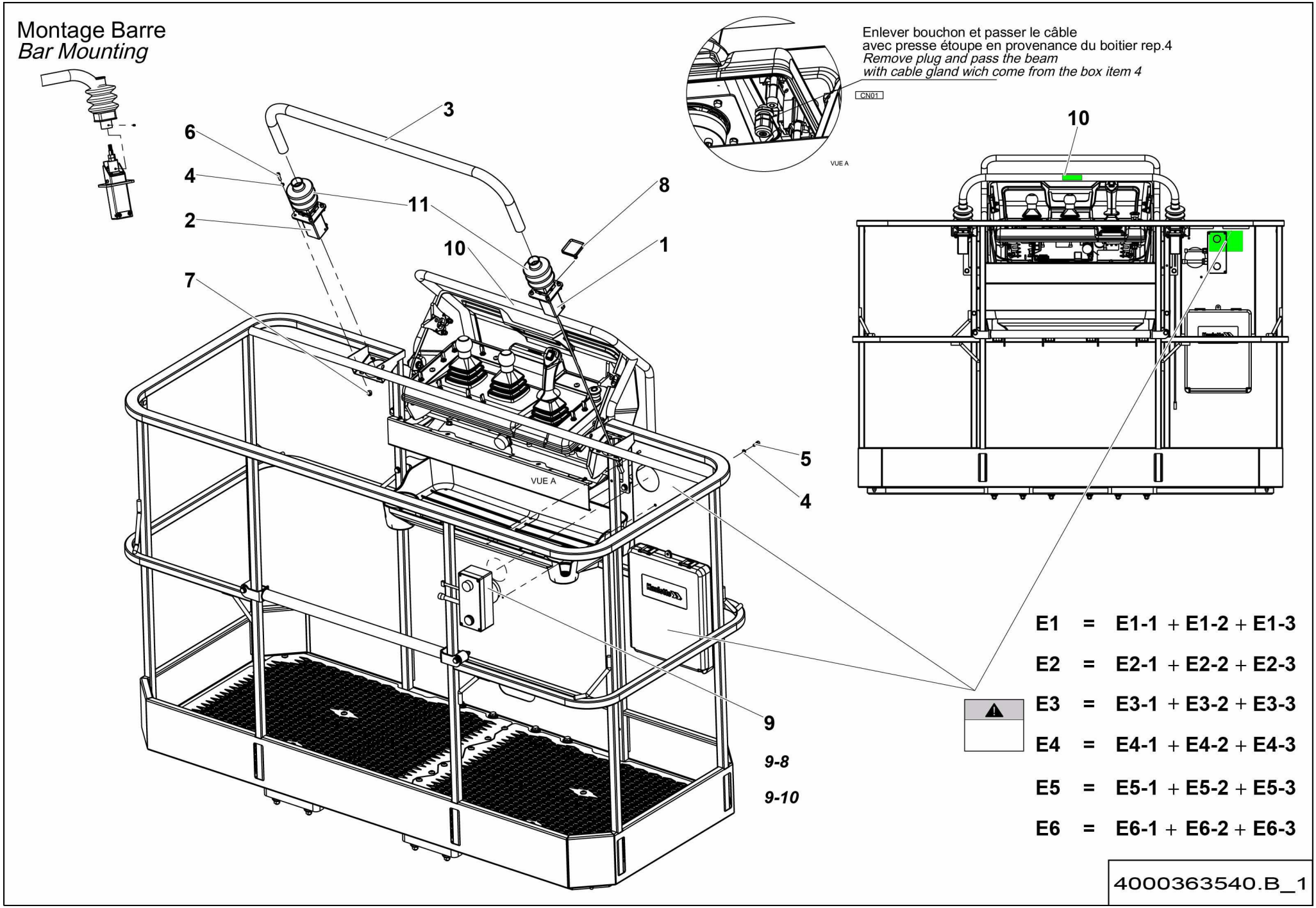

ACTIV SHIELD BAR

Rep.	Désignation	Designation	Specification	Qty	Code	Up to / jusqu'à
1	ENSEMBLE DETECTEUR	DETECTOR ASSY		1	4000083670	
2	ENSEMBLE DETECTEUR	DETECTOR ASSY	SANS CAPTEUR / WITHOUT SENSOR	1	4000129660	
3	ACTIV SHIELD BAR	ACTIV SHIELD BAR	891 X 215	1	4000211870	
4	RONDELLE ÉLASTIQUE	SPRING WASHER	W 6	10	2351201050	
5	VIS CHC	SOCKET CAP SCREW	M6X16-16 CL.8.8	2	2308231480	
6	VIS CHC	SOCKET CAP SCREW	M6X20-20 CL.8.8	8	2308231490	
7	ÉCROU EMBASE AUTOFREINÉ	FLANGE HEX LOCKNUT	M6 CL.8 ZB	8	2700200430	
8	COLLIER	COLLAR	POLYAMIDE 7.8X365	6	2389001700	
9	KIT	KIT	KIT	1	4000227190	
9-8	**FAISCEAU**	**BEAM**		**1**	**4000227180**	**SEE DETAILS PAGE 531**
9-10	FEU A ECLAT	FLASHING LIGHT	BLEU / BLUE	1	4000097890	
10	RISQUE MATERIEL	RISQUE MATERIEL		1	4000206690	
11	SOUFFLET	GAITER		2	4000083620	
E1	KIT UK	UK KIT		1	4000209110	
E1-1	*MANUEL UTILISATION*	*OPERATING MANUAL*	*QUICKSTART*	*1*	*4000102060*	
E1-2	*MANUEL D INSTALLATION*	*INSTALLATION MANUAL*		*1*	*4000102070*	
E1-3	*INDICATION-EXPLICATION*	*INDICATION-EXPLICATION*	*LABEL*	*1*	*4000104240*	
E2	KIT FR	FR KIT		1	4000209100	
E2-1	*MANUEL UTILISATION*	*OPERATING MANUAL*	*QUICKSTART*	*1*	*4000210460*	
E2-2	*MANUEL D INSTALLATION*	*INSTALLATION MANUAL*		*1*	*4000212610*	
E2-3	*INDICATION-EXPLICATION*	*INDICATION-EXPLICATION*	*LABEL*	*1*	*4000210450*	
E3	KIT ALLEMAGNE	GERMANY KIT		1	4000272240	
E3-1	*MANUEL UTILISATION*	*OPERATING MANUAL*	*QUICKSTART*	*1*	*4000102060*	
E3-2	*MANUEL D INSTALLATION*	*INSTALLATION MANUAL*		*1*	*4000228650*	
E3-3	*INDICATION-EXPLICATION*	*INDICATION-EXPLICATION*	*LABEL*	*1*	*4000271360*	
E4	KIT ES	SPAIN KIT		1	4000272250	

Montage Barre
Bar Mounting

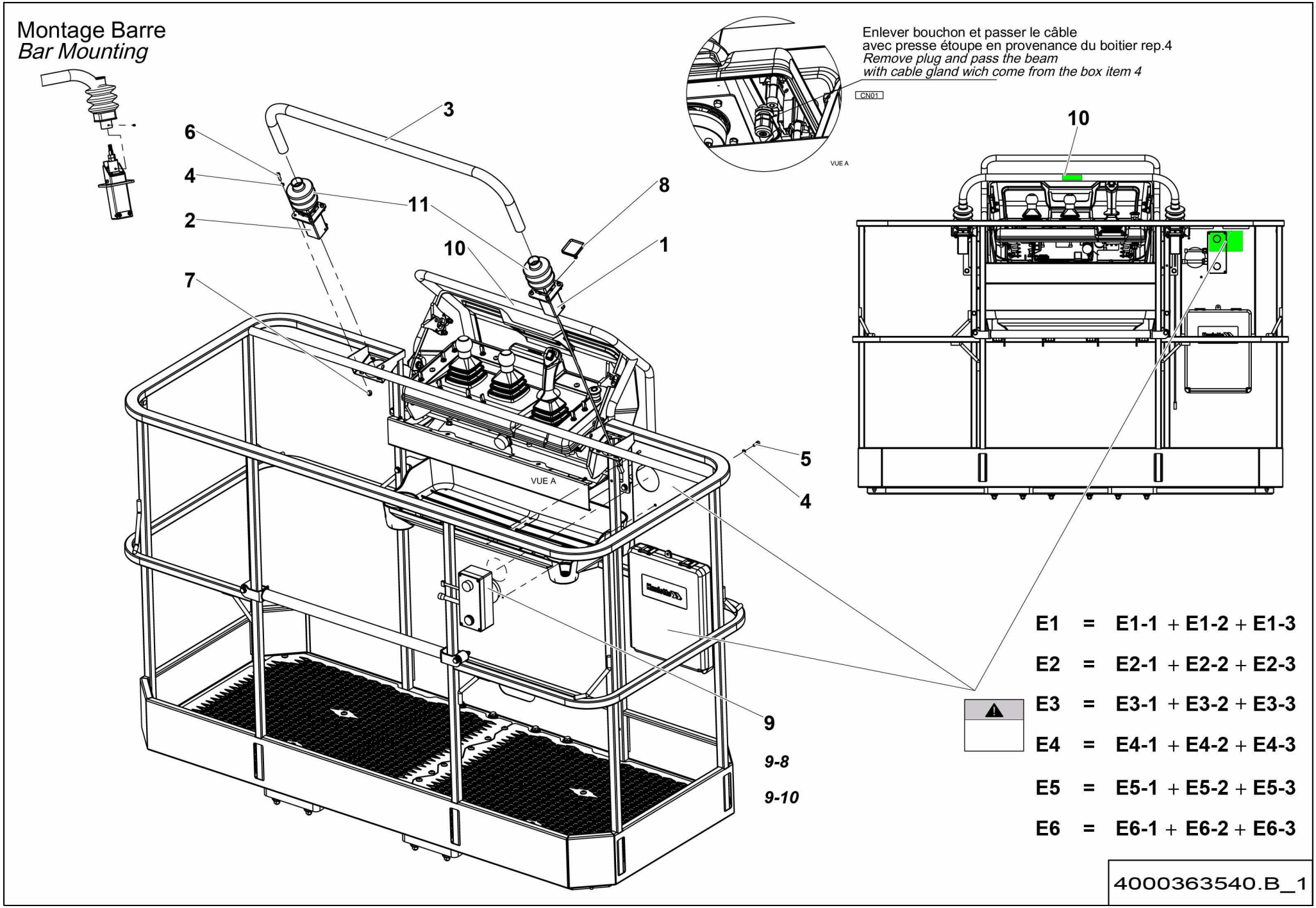

ACTIV SHIELD BAR

Rep.	Désignation	Designation	Specification	Qty	Code	Up to / jusqu'à
E4-1	*MANUEL UTILISATION*	*OPERATING MANUAL*	*QUICKSTART*	*1*	*4000210460*	
E4-2	*MANUEL D INSTALLATION*	*INSTALLATION MANUAL*		*1*	*4000228660*	
E4-3	*INDICATION-EXPLICATION*	*INDICATION-EXPLICATION*	*LABEL*	*1*	*4000271370*	
E5	KIT DANEMARK	DENMARK KIT		1	4000272260	
E5-1	*MANUEL UTILISATION*	*OPERATING MANUAL*	*QUICKSTART*	*1*	*4000271670*	
E5-2	*MANUEL D INSTALLATION*	*INSTALLATION MANUAL*		*1*	*4000228670*	
E5-3	*INDICATION-EXPLICATION*	*INDICATION-EXPLICATION*	*LABEL*	*1*	*4000271350*	
E6	KIT HOLLANDE	HOLLAND KIT		1	4000272270	
E6-1	*MANUEL UTILISATION*	*OPERATING MANUAL*	*QUICKSTART*	*1*	*4000271670*	
E6-2	*MANUEL D INSTALLATION*	*INSTALLATION MANUAL*		*1*	*4000228680*	
E6-3	*INDICATION-EXPLICATION*	*INDICATION-EXPLICATION*	*LABEL*	*1*	*4000271340*	

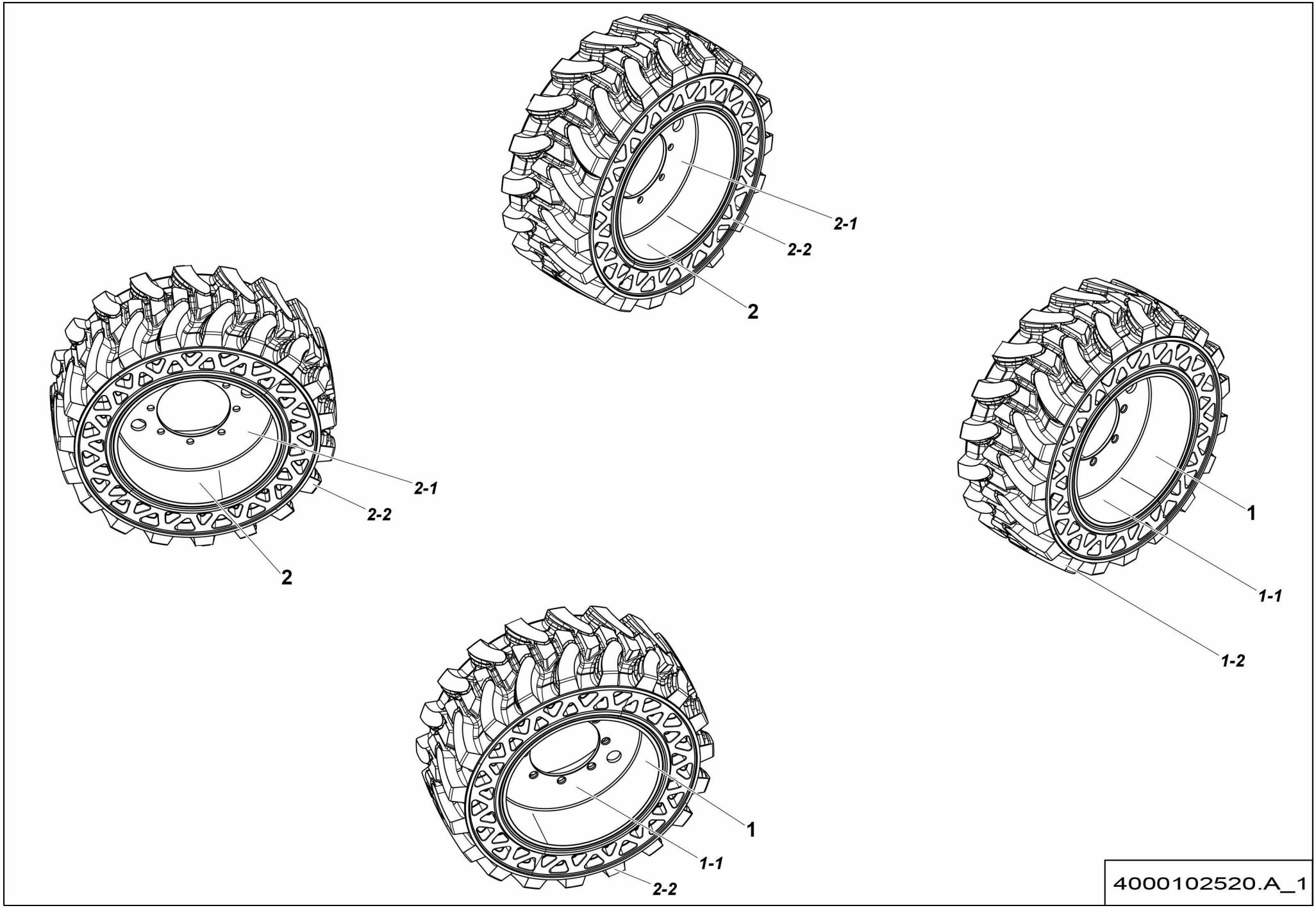
2-1
2-2
2
2-1
2-2
2
1
1-1
1-2
1
1-1
2-2
4000102520.A_1

▲ ENSEMBLE ROUES / WHEELS ASSEMBLY — 850X340 NO MARKING >02/2016 — ◄ I-675.1 ►

Rep.	Désignation	Designation	Specification	Qty	Code	Up to / jusqu'à
1	ROUE GAUCHE	LEFT WHEEL	850X340 NO MARKING	2	4000102540	
1-1	*JANTE*	*RIM*	*345X508*	*1*	*4000062230*	
1-2	*PNEU*	*TIRE*	*850X340 NO MARKING*	*1*	*4000102550*	
2	ROUE DROITE	RIGHT WHEEL	50X340 NO MARKING	2	4000102530	
2-1	*JANTE*	*RIM*	*345X508*	*1*	*4000062230*	
2-2	*PNEU*	*TIRE*	*850X340 NO MARKING*	*1*	*4000102550*	

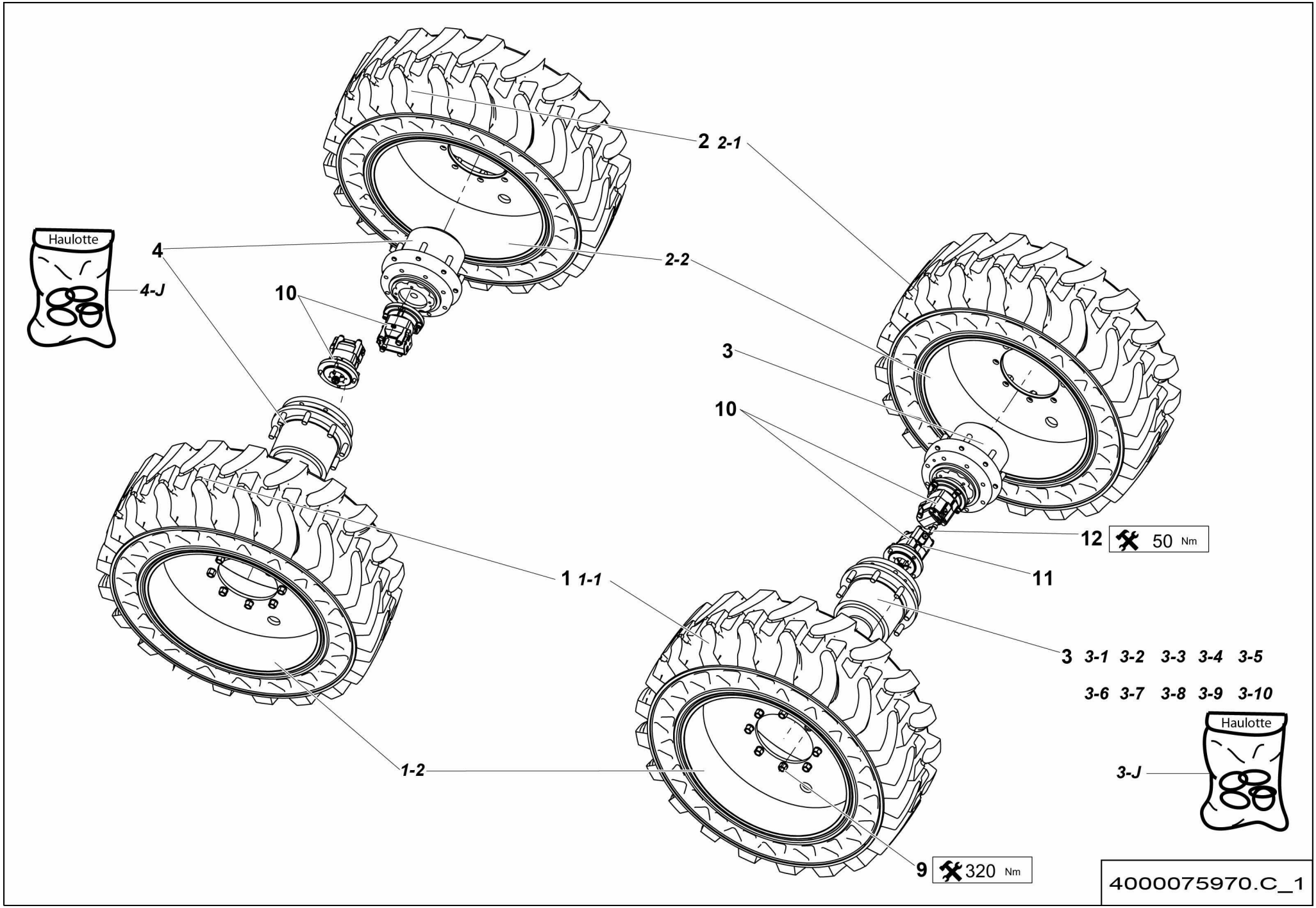
2 2-1
2-2
4
4-J
Haulotte
10
3
10
12
50 Nm
11
1 1-1
3 3-1 3-2 3-3 3-4 3-5
3-6 3-7 3-8 3-9 3-10
Haulotte
3-J
1-2
9
320 Nm
4000075970.C_1

▲ ENSEMBLE ROUES / WHEELS ASSEMBLY

1025X365 **>02/2016** ◄ **I-675.2** ►

Rep.	Désignation	Designation	Specification	Qty	Code	Up to / jusqu'à
1	ROUE GAUCHE	LEFT WHEEL	1025X365	2	4000102570	
1-1	*JANTE*	*RIM*	*365X650*	*1*	*4000105590*	
1-2	*PNEU*	*TIRE*	*1025X365*	*1*	*4000075670*	
2	ROUE DROITE	RIGHT WHEEL	1025X365	2	4000102560	
2-1	*JANTE*	*RIM*	*365X650*	*1*	*4000105590*	
2-2	*PNEU*	*TIRE*	*1025X365*	*1*	*4000075670*	
3	RÉDUCTEUR DE TRANSLATION	TRAVEL REDUCER	S6017	2	2325000030	
3-1	*COUVERCLE*	*COVER*		*1*	*2325002840*	
3-2	*BUTÉE*	*STOP*		*1*	*2325002850*	
3-3	*RONDELLE*	*WASHER*		*1*	*2325002860*	
3-4	*JOINT TORIQUE*	*O-RING*		*2*	*2325002870*	
3-5	*ANNEAU ÉLASTIQUE*	*SNAP RING*		*1*	*2325002880*	
3-6	*JOINT TORIQUE*	*O-RING*	*2-247 - 117.07X3.53*	*1*	*2325003890*	
3-7	*JOINT PLAT*	*GASKET*		*1*	*2325003900*	
3-8	*JOINT TORIQUE*	*O RING*	*94X3.53*	*1*	*2325003910*	
3-9	*JOINT ANTI EXTRUSION*	*ANTI-EXTRUSION SEAL*	*8-240*	*1*	*2325003920*	
3-10	*ÉCROU H*	*HEX NUT*	*M133X2*	*1*	*4000077670*	
3-J	*POCHETTE DE JOINTS*	*SEAL KIT*		*1*	*4000013470*	
4	RÉDUCTEUR DE TRANSLATION	TRAVEL REDUCER	R22.4 SANS FREIN / WITHOUT BRAKE S6018	2	2325000040	
4-J	*POCHETTE DE JOINTS*	*SEAL KIT*		*1*	*4000016460*	
9	ÉCROU DE ROUE	WHEEL NUT	M18 X1.5 CL. 8	0	2600502110	
10	MOTEUR	MOTOR	100CC	0	2505003880	
11	RONDELLE ÉLASTIQUE	SPRING WASHER	W 10	0	2351201090	
12	VIS CHC	SOCKET CAP SCREW	M10X30-30 CL.10.9	0	2338331370	

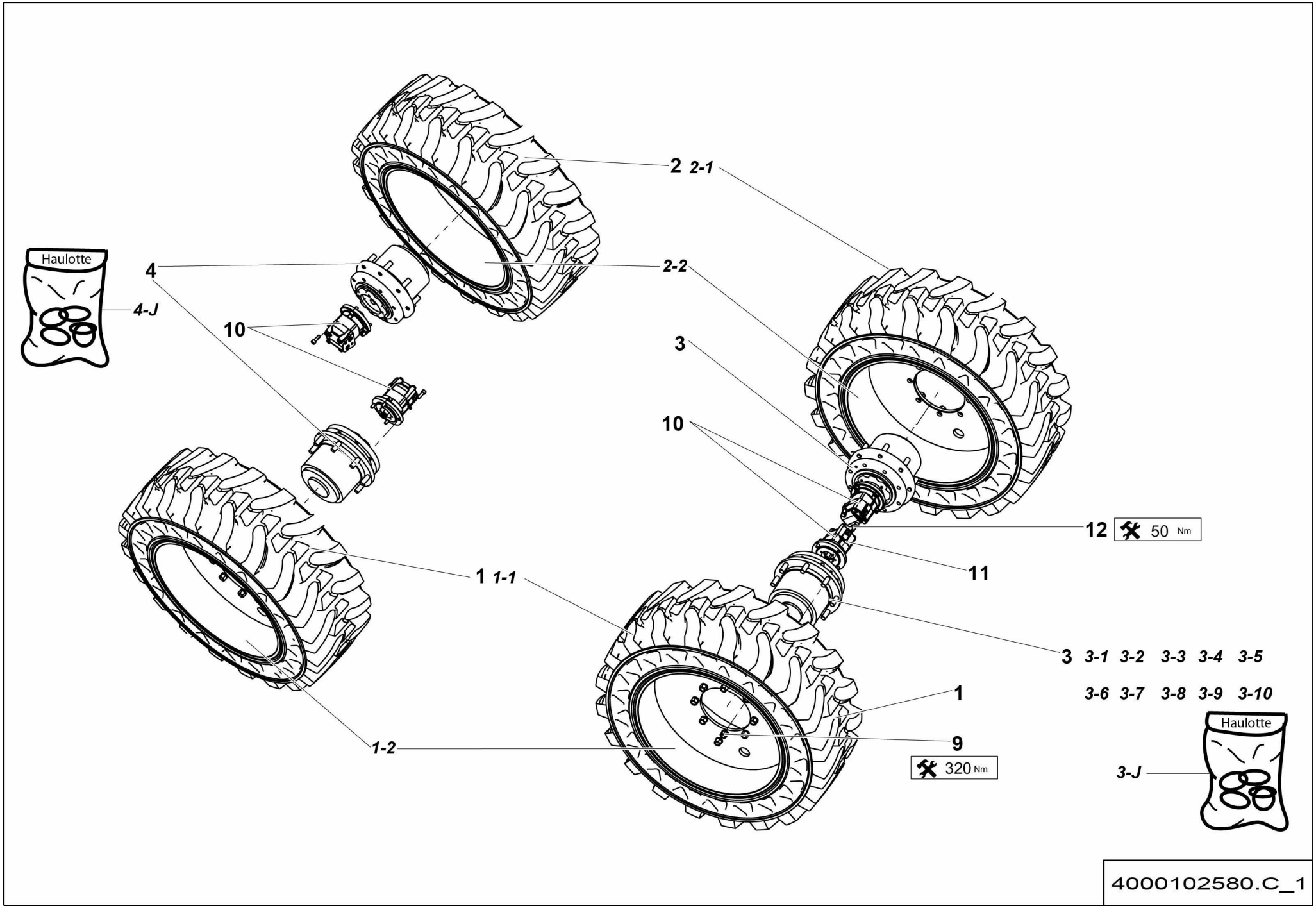
Haulotte
4-J
4
10
2
2-1
2-2
3
10
12
50 Nm
11
1
1-1
1-2
3
3-1
3-2
3-3
3-4
3-5
3-6
3-7
3-8
3-9
3-10
1
9
320 Nm
Haulotte
3-J
4000102580.C_1

▲ ENSEMBLE ROUES / WHEELS ASSEMBLY — 1025X365 NO MARKING >02/2016 — ◄ I-675.3 ►

Rep.	Désignation	Designation	Specification	Qty	Code	Up to / jusqu'à
1	ROUE GAUCHE	LEFT WHEEL	1025X365 NO MARKING	2	4000102590	
1-1	*JANTE*	*RIM*	*365X650*	*1*	*4000105590*	
1-2	*PNEU*	*TIRE*	*1025X365*	*1*	*4000075670*	
2	ROUE DROITE	RIGHT WHEEL	1025X365 NO MARKING	2	4000102600	
2-1	*JANTE*	*RIM*	*365X650*	*1*	*4000105590*	
2-2	*PNEU*	*TIRE*	*1025X365*	*1*	*4000075670*	
3	RÉDUCTEUR DE TRANSLATION	TRAVEL REDUCER	S6017	2	2325000030	
3-1	*COUVERCLE*	*COVER*		*1*	*2325002840*	
3-2	*BUTÉE*	*STOP*		*1*	*2325002850*	
3-3	*RONDELLE*	*WASHER*		*1*	*2325002860*	
3-4	*JOINT TORIQUE*	*O-RING*		*2*	*2325002870*	
3-5	*ANNEAU ÉLASTIQUE*	*SNAP RING*		*1*	*2325002880*	
3-6	*JOINT TORIQUE*	*O-RING*	*2-247 - 117.07X3.53*	*1*	*2325003890*	
3-7	*JOINT PLAT*	*GASKET*		*1*	*2325003900*	
3-8	*JOINT TORIQUE*	*O RING*	*94X3.53*	*1*	*2325003910*	
3-9	*JOINT ANTI EXTRUSION*	*ANTI-EXTRUSION SEAL*	*8-240*	*1*	*2325003920*	
3-10	*ÉCROU H*	*HEX NUT*	*M133X2*	*1*	*4000077670*	
3-J	*POCHETTE DE JOINTS*	*SEAL KIT*		*1*	*4000013470*	
4	RÉDUCTEUR DE TRANSLATION	TRAVEL REDUCER	R22.4 SANS FREIN / WITHOUT BRAKE S6018	2	2325000040	
4-J	*POCHETTE DE JOINTS*	*SEAL KIT*		*1*	*4000016460*	
9	ÉCROU DE ROUE	WHEEL NUT	M18 X1.5 CL. 8	0	2600502110	
10	MOTEUR	MOTOR	100CC	0	2505003880	
11	RONDELLE ÉLASTIQUE	SPRING WASHER	W 10	0	2351201090	
12	VIS CHC	SOCKET CAP SCREW	M10X30-30 CL.10.9	0	2338331370	

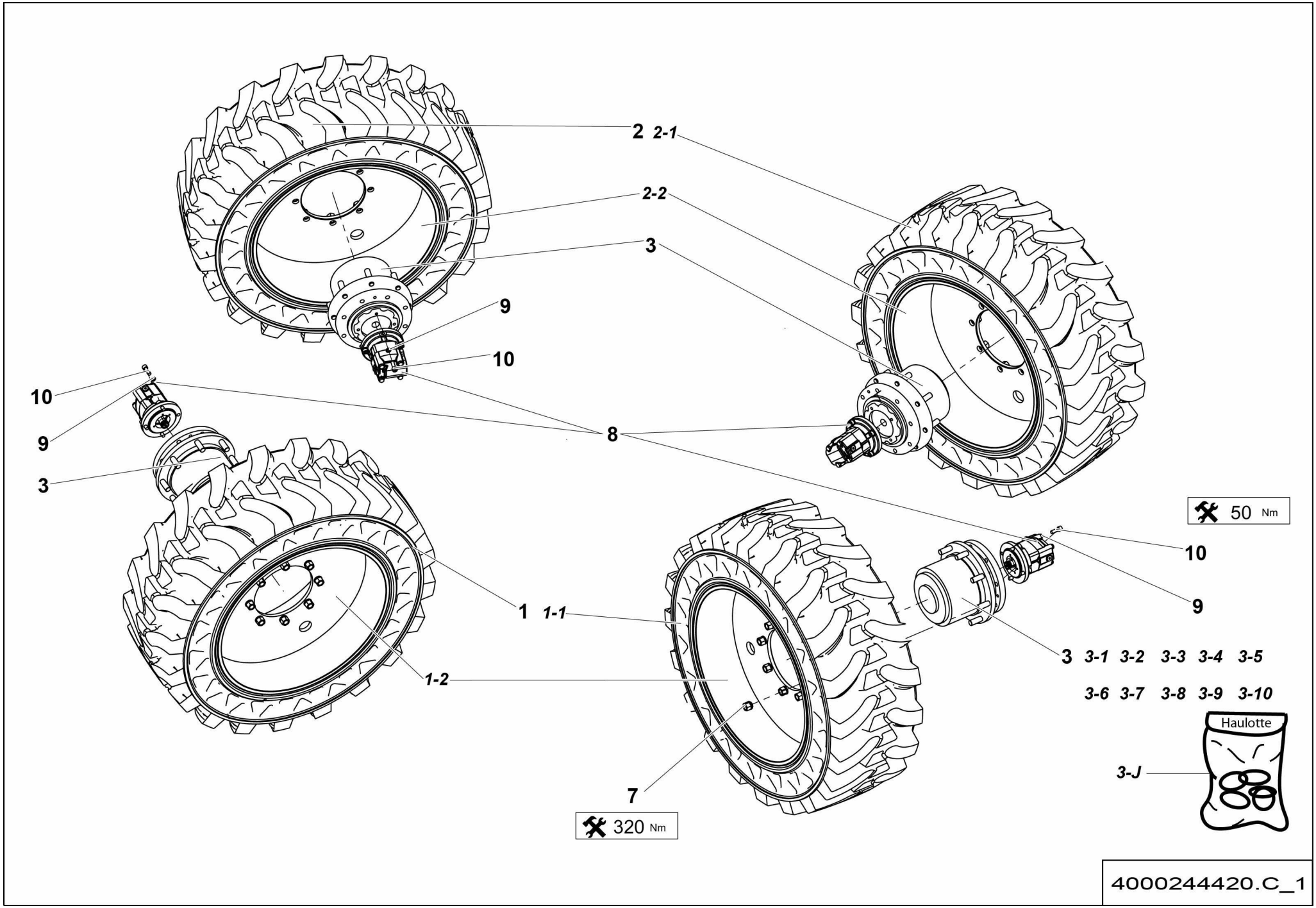
2
2-1
2-2
3
9
10
10
9
3
8
50 Nm
10
9
1
1-1
1-2
3
3-1
3-2
3-3
3-4
3-5
3-6
3-7
3-8
3-9
3-10
Haulotte
3-J
7
320 Nm
4000244420.C_1

▲ ENSEMBLE ROUES
WHEELS ASSEMBLY

RTJ PRO **>02/2016** ◀ **I-675.4** ▶

Rep.	Désignation	Designation	Specification	Qty	Code	Up to / jusqu'à
1	ROUE GAUCHE	LEFT WHEEL	1025X365	2	4000102570	
1-1	*JANTE*	*RIM*	*365X650*	*1*	*4000105590*	
1-2	*PNEU*	*TIRE*	*1025X365*	*1*	*4000075670*	
2	ROUE DROITE	RIGHT WHEEL	1025X365	2	4000102560	
2-1	*JANTE*	*RIM*	*365X650*	*1*	*4000105590*	
2-2	*PNEU*	*TIRE*	*1025X365*	*1*	*4000075670*	
3	RÉDUCTEUR DE TRANSLATION	TRAVEL REDUCER	S6017	4	2325000030	
3-1	*COUVERCLE*	*COVER*		*1*	*2325002840*	
3-2	*BUTÉE*	*STOP*		*1*	*2325002850*	
3-3	*RONDELLE*	*WASHER*		*1*	*2325002860*	
3-4	*JOINT TORIQUE*	*O-RING*		*2*	*2325002870*	
3-5	*ANNEAU ÉLASTIQUE*	*SNAP RING*		*1*	*2325002880*	
3-6	*JOINT TORIQUE*	*O-RING*	*2-247 - 117.07X3.53*	*1*	*2325003890*	
3-7	*JOINT PLAT*	*GASKET*		*1*	*2325003900*	
3-8	*JOINT TORIQUE*	*O RING*	*94X3.53*	*1*	*2325003910*	
3-9	*JOINT ANTI EXTRUSION*	*ANTI-EXTRUSION SEAL*	*8-240*	*1*	*2325003920*	
3-10	*ÉCROU H*	*HEX NUT*	*M133X2*	*1*	*4000077670*	
3-J	*POCHETTE DE JOINTS*	*SEAL KIT*		*1*	*4000013470*	
7	ÉCROU DE ROUE	WHEEL NUT	M18 X1.5 CL. 8	0	2600502110	
8	MOTEUR	MOTOR	100CC	0	2505003880	
9	RONDELLE ÉLASTIQUE	SPRING WASHER	W 10	0	2351201090	
10	VIS CHC	SOCKET CAP SCREW	M10X30-30 CL.10.9	0	2338331370	

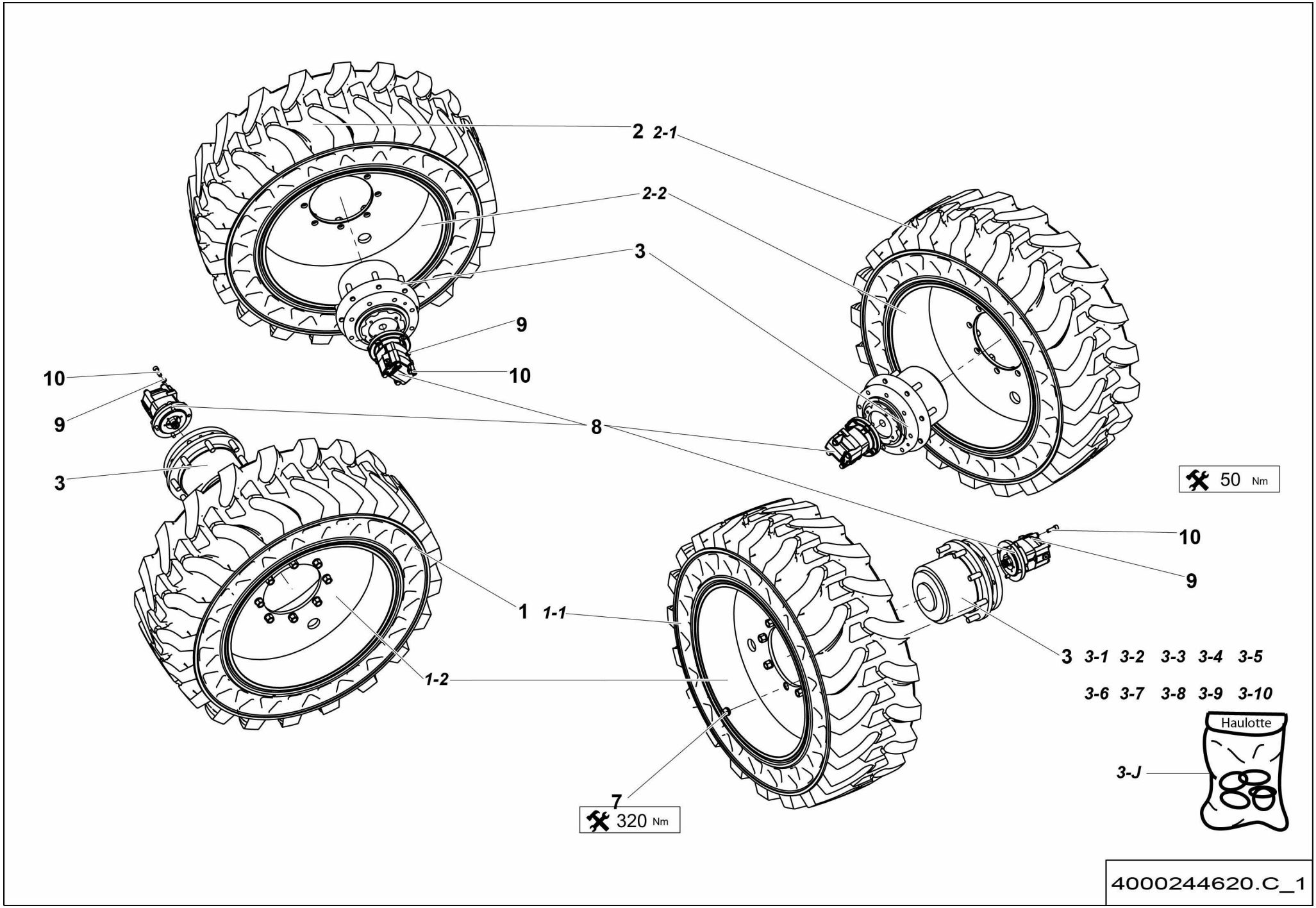
2
2-1
2-2
3
9
10
10
9
8
3
50 Nm
10
9
1
1-1
1-2
3
3-1
3-2
3-3
3-4
3-5
3-6
3-7
3-8
3-9
3-10
Haulotte
3-J
7
320 Nm
4000244620.C_1

▲ ENSEMBLE ROUES / WHEELS ASSEMBLY — NO MARKING RTJ PRO >02/2016 — ◄ I-675.5 ►

Rep.	Désignation	Designation	Specification	Qty	Code	Up to / jusqu'à
1	ROUE GAUCHE	LEFT WHEEL	1025X365 NO MARKING	2	4000102590	
1-1	*JANTE*	*RIM*	*365X650*	*1*	*4000105590*	
1-2	*PNEU*	*TIRE*	*1025X365*	*1*	*4000075670*	
2	ROUE DROITE	RIGHT WHEEL	1025X365 NO MARKING	2	4000102600	
2-1	*JANTE*	*RIM*	*365X650*	*1*	*4000105590*	
2-2	*PNEU*	*TIRE*	*1025X365*	*1*	*4000075670*	
3	RÉDUCTEUR DE TRANSLATION	TRAVEL REDUCER	S6017	4	2325000030	
3-1	*COUVERCLE*	*COVER*		*1*	*2325002840*	
3-2	*BUTÉE*	*STOP*		*1*	*2325002850*	
3-3	*RONDELLE*	*WASHER*		*1*	*2325002860*	
3-4	*JOINT TORIQUE*	*O-RING*		*2*	*2325002870*	
3-5	*ANNEAU ÉLASTIQUE*	*SNAP RING*		*1*	*2325002880*	
3-6	*JOINT TORIQUE*	*O-RING*	*2-247 - 117.07X3.53*	*1*	*2325003890*	
3-7	*JOINT PLAT*	*GASKET*		*1*	*2325003900*	
3-8	*JOINT TORIQUE*	*O RING*	*94X3.53*	*1*	*2325003910*	
3-9	*JOINT ANTI EXTRUSION*	*ANTI-EXTRUSION SEAL*	*8-240*	*1*	*2325003920*	
3-10	*ÉCROU H*	*HEX NUT*	*M133X2*	*1*	*4000077670*	
3-J	*POCHETTE DE JOINTS*	*SEAL KIT*		*1*	*4000013470*	
7	ÉCROU DE ROUE	WHEEL NUT	M18 X1.5 CL. 8	0	2600502110	
8	MOTEUR	MOTOR	100CC	0	2505003880	
9	RONDELLE ÉLASTIQUE	SPRING WASHER	W 10	0	2351201090	
10	VIS CHC	SOCKET CAP SCREW	M10X30-30 CL.10.9	0	2338331370	

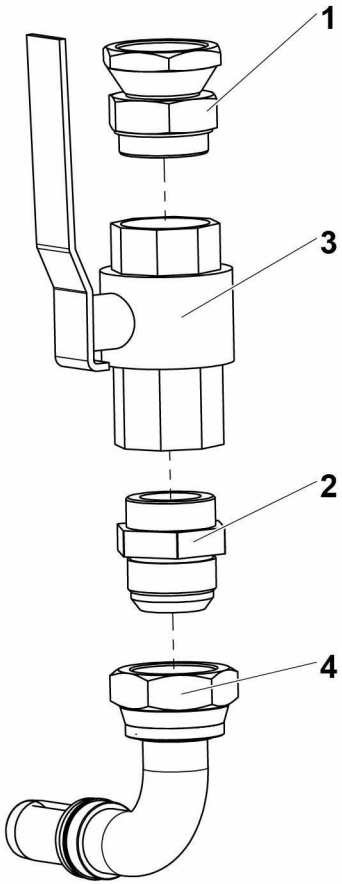

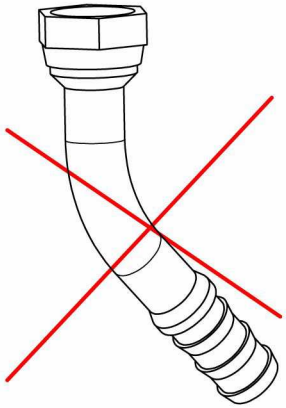

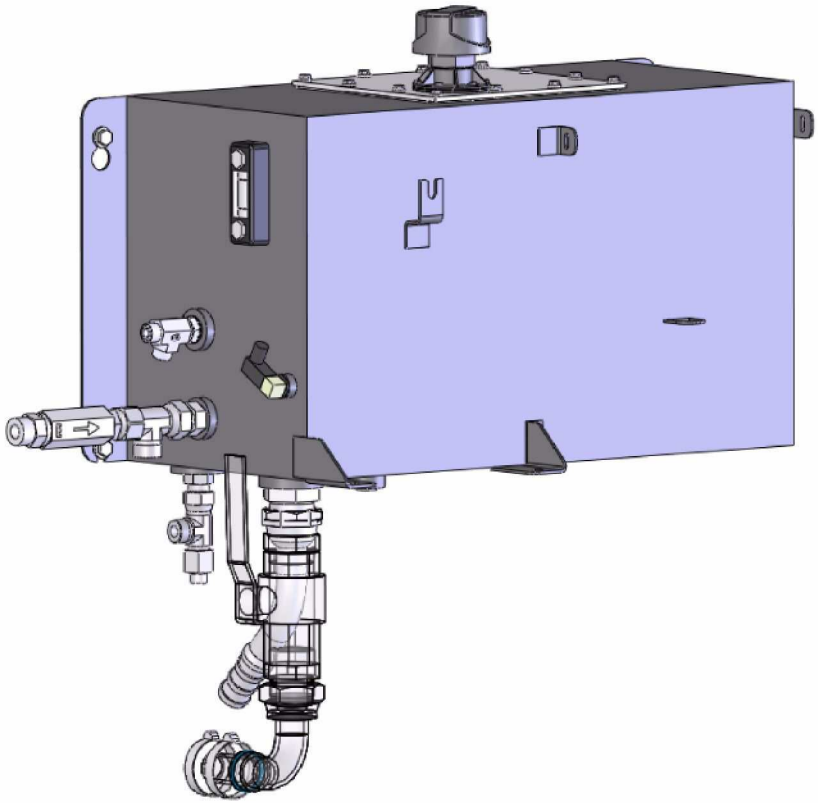

4000104260.A

▲ VANNE RÉSERVOIR HYDRAULIQUE HA16 RTJ / RTJ O / RTJ PRO
HYDRAULIC TANK VALVE

Rep.	Désignation	Designation	Specification	Qty	Code	Up to / jusqu'à
1	UNION	UNION PIECE		1	2501001870	
2	UNION MÂLE	MALE UNION	BSPP1+1/2 -JIC 1+7/8 -12 JIC	1	2369110420	
3	ROBINET	VALVE	1"1/2	1	2505000760	
4	EMBOUT FLEX JIC F90	FLEX. END JIC F90	1 1-41 7-8	1	4000082890	

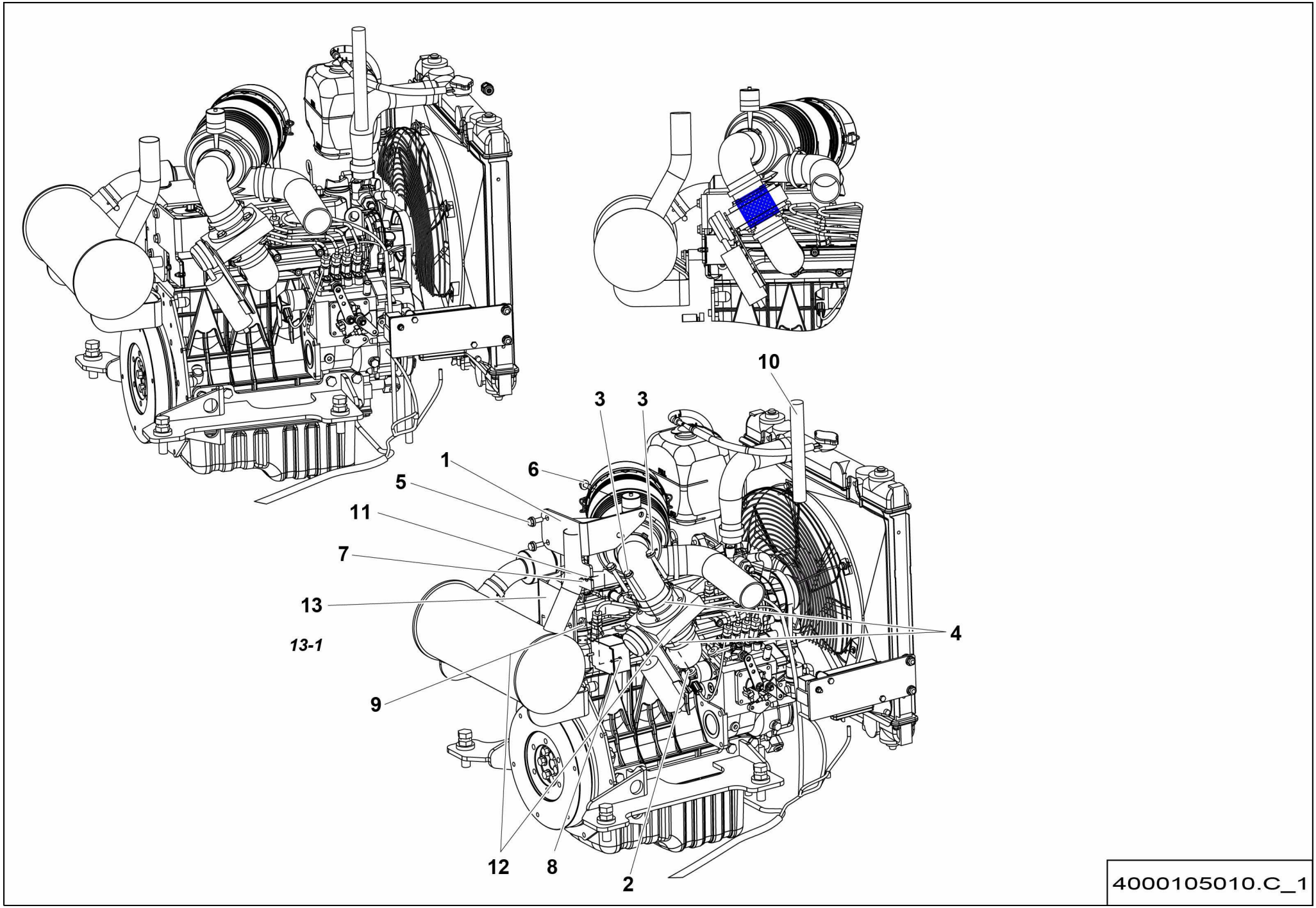
10
3
3
1
6
5
11
7
13
13-1
4
9
12
8
2
4000105010.C_1

▲ KIT ANTI EMBALLEMENT
ANTI OVERSPEED KIT

HA16 RTJ / RTJ O / RTJ PRO

◀ I-800.2A/B/C ▶

Rep.	Désignation	Designation	Specification	Qty	Code	Up to / jusqu'à
1	TÔLE SUPPORT	SHEET METAL SUPPORT		1	4000104980	
2	ÉCROU H EMBASE	HEX FLANGE NUT	M10 CL. 8 ZB	4	2700200200	
3	VIS H À EMBASE	FLANGE HEAD CAP SCREW	M8X60-22 CL. 8.8	4	2700101630	
4	COLLIER À VIS	SCREW COLLAR	Ø50-70 X 9 ZB W1	2	2700300620	
5	VIS H À EMBASE	FLANGE HEAD CAP SCREW	M8X20-20 CL. 8.8	2	4000030180	
6	VIS H À EMBASE	FLANGE HEAD CAP SCREW	M8X16-16 CL.8.8	2	4000099160	
7	ÉCROU AUTOFREINÉ	SELF-LOCKED NUT	M4 CL. 8	2	2349221480	
8	VIS H	CAP SCREW	M4X16-16 CL.8.8	2	2301231210	
9	ÉCROU H EMBASE	HEX FLANGE NUT	M8 CL.8	2	2700200300	
10	FAISCEAU	LOOM		1	4000129300	
11	RONDELLE PLATE	ROUND HOLE WASHER	4.3 - 10 - 0.8 - CL.8.8	2	2351112030	
12	**KIT ANTI EMBALLEMENT**	**ANTI OVERSPEED KIT**		**1**	**4000245620**	**SEE DETAILS**
13	TÔLE SUPPORT	SHEET METAL SUPPORT		1	4000245640	
13-1	*TÔLE SUPPORT*	*SHEET METAL SUPPORT*		*1*	*4000075460*	

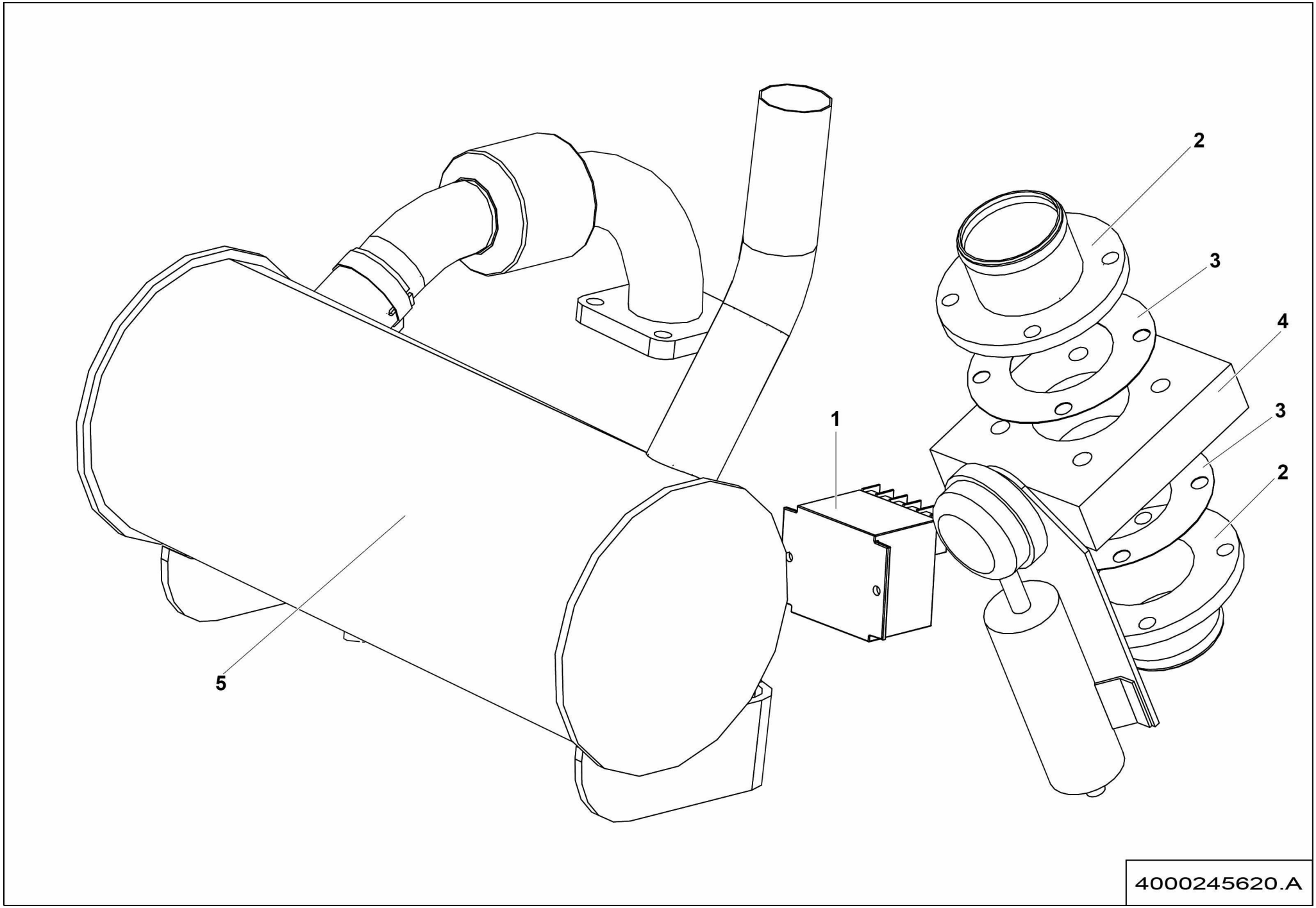
2
3
4
3
2
1
5
4000245620.A

▲ KIT ANTI EMBALLEMENT
ANTI OVERSPEED KIT

◀ I-800.2A/B/C-12 ▶

Rep.	Désignation	Designation	Specification	Qty	Code	Up to / jusqu'à
1	RELAIS TEMPORISATION	TIMING RELAY	CLAPET ETOUFFOIR / MUFFLER VALVE	1	4000054540	
2	TUBE LIAISON CLAPET	VALVE LINK TUBE		2	4000054600	
3	JOINT CLAPET	VALVE SEAL		2	4000060660	
4	COUPE CIRCUIT	CUTOUT SWITCH	CLAPET ETOUFFOIR / CHOKE VALVE-DIA. 52 MM	1	4000054500	
5	KIT ÉCHAPPEMENT	EXHAUST KIT		1	4000104970	

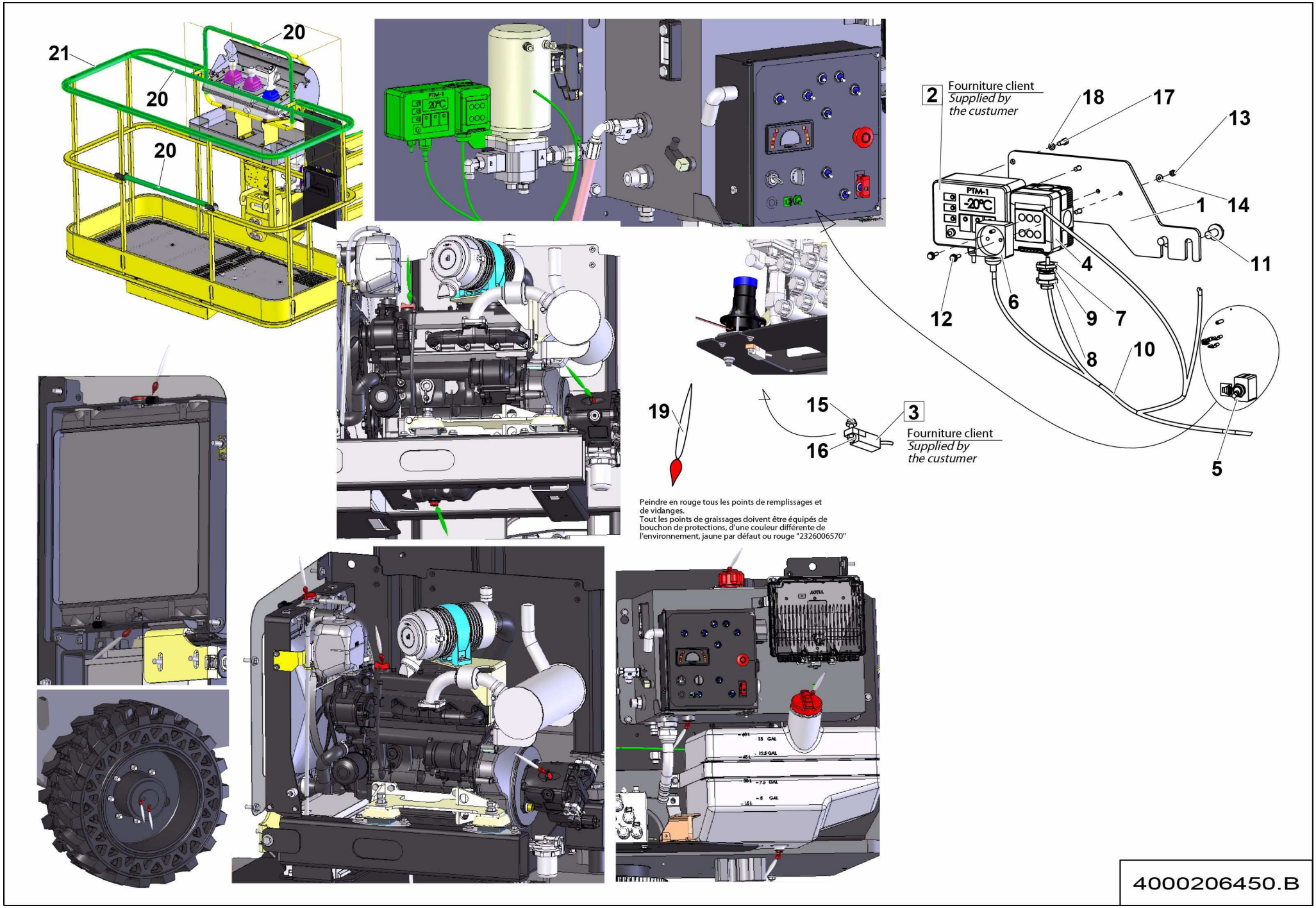
21
20
20
20
PTM-1
20°C
2
Fourniture client
Supplied by
the custumer
18
17
13
14
1
11
4
12
6
9
7
8
10
5
19
15
16
3
Fourniture client
Supplied by
the custumer
Peindre en rouge tous les points de remplissages et
de vidanges.
Tout les points de graissages doivent être équipés de
bouchon de protections, d'une couleur différente de
l'environnement, jaune par défaut ou rouge "2326006570"
4000206450.B

▲ OPTION UKRAINE
UKRAINE OPTION

HA16 RTJ / RTJ O / RTJ PRO

◀ I-800.3A/B/C ▶

Rep.	Désignation	Designation	Specification	Qty	Code	Up to / jusqu'à
1	TÔLE SUPPORT	SHEET METAL SUPPORT		1	4000210120	
2	RELAIS SONDE	PROBE RELAY	TEMP RUSSE & UKRA -20+40	1	2901011670	
3	RELAIS SONDE	PROBE RELAY	TEMP RUSSE & UKRA -20+40	1	2901011670	
4	BOÎTIER	BOX		1	2440203650	
5	**KIT KLAXON**	**HORN KIT**	**LCB**	**1**	**4000206470**	**SEE DETAILS**
6	PRISE	PLUG SOCKET	2P+T-16A	1	2441605060	
7	CONTRE-ÉCROU PLASTIQUE	PLASTIC LOCK NUT	PG 16	1	2420302030	
8	PRESSE-ÉTOUPE	GLAND	16-9	1	2441613020	
9	JOINT PRESSE-ÉTOUPE	GLAND SEAL	PG16	1	2901009970	
10	**FAISCEAU**	**LOOM**		**1**	**4000206480**	**SEE DETAILS**
11	VIS H À EMBASE	FLANGE HEAD CAP SCREW	M10X20-20 CL. 8.8	2	4000106350	
12	VIS H À EMBASE	FLANGE HEAD CAP SCREW	M4X16-14 A2.70	2	2700101510	
13	ÉCROU AUTOFREINÉ	SELF-LOCKED NUT	M4 CL. 8	2	2349221480	
14	RONDELLE PLATE	ROUND HOLE WASHER	4.3 - 10 - 0.8 - CL.8.8	2	2351112030	
15	VIS H À EMBASE	FLANGE HEAD CAP SCREW	M6X25-18 CL. 8.8	1	2700101560	
16	ÉCROU AUTOFREINÉ	SELF-LOCKED NUT	M6 CL. 8	1	2349221490	
17	VIS H	CAP SCREW	M5X16-16 CL.8.8	4	2331231210	
18	RONDELLE DENT EXTÉRIEUR	OVERLAP TOOTH WASHER	5.3 - 9.2 - 1 - CL.8.8	4	2351301060	
19	FORFAIT PEINTURE	PAINT PACKAGE	ROUGE / RED	1	2820307510	
20	SPIRALE PLASTIQUE SOUPLE	PLASTIC SPIRAL HOSE	Ø INT.25	4.5M	2421906050	
21	SPIRALE PLASTIQUE SOUPLE	PLASTIC SPIRAL HOSE	S021496	4M	2421903370	

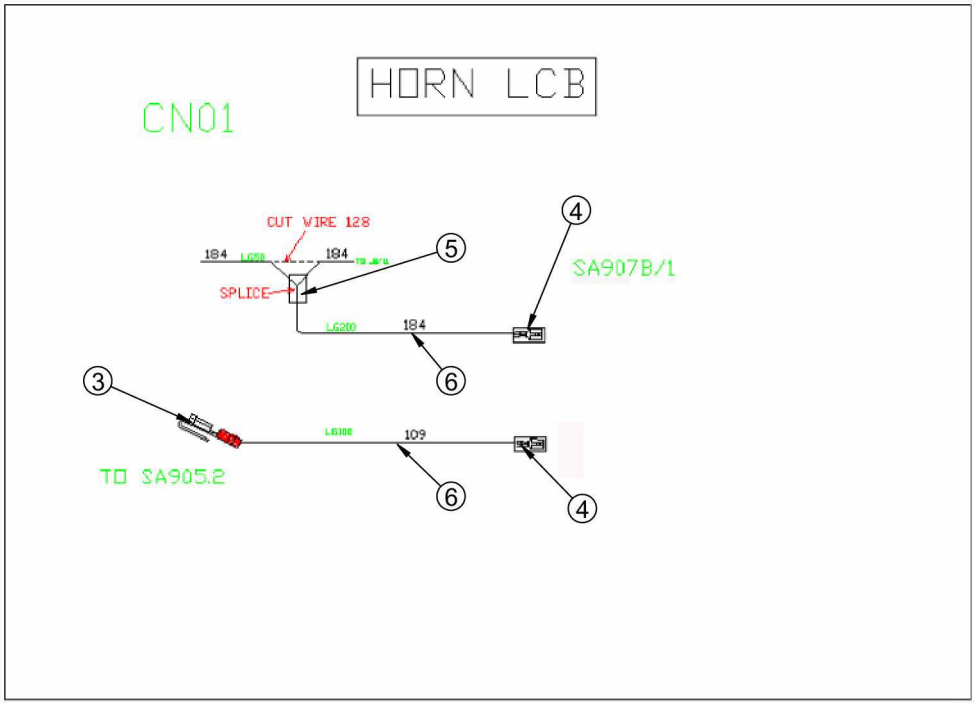

WIRING

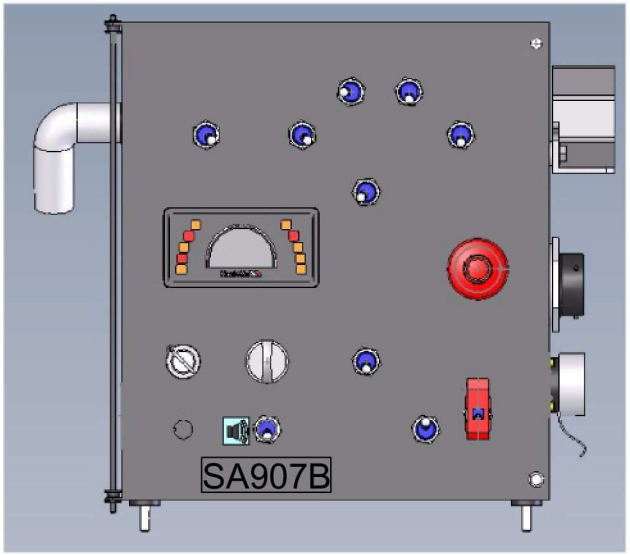

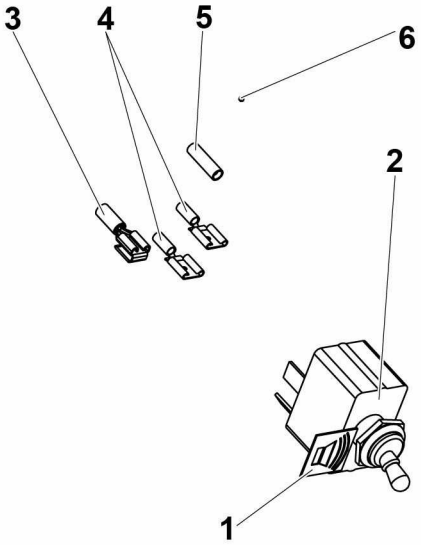

OPTION HORN IN LOWER CONTROL BOX
FOR RUSSIA-UKRAINA OPTION

4000206470.A

▲ KIT KLAXON
HORN KIT

◀ I-800.3A/B/C-5 ▶

Rep.	Désignation	Designation	Specification	Qty	Code	Up to / jusqu'à
1	ÉTIQUETTE	LABEL	BUZZER	1	307P219400	
2	BOUTON BASCULE	ROCKER BUTTON	INTER. UNIPOLAIRE LEVIER	1	2440901640	
3	COSSE DRAPEAU ROUGE	RED FLAG LUG	LG:6,3	1	2440315700	
4	COSSE CLIPS ROUGE	RED CLIP TERMINAL	FEMELLE / FEMALE LG 6.3	1	2440313440	
5	COSSE PROLONGATEUR BOUT	LUG END EXTENSION		1	2440313160	
6	FIL	WIRE	1 MM2	0.5M	2440301550	

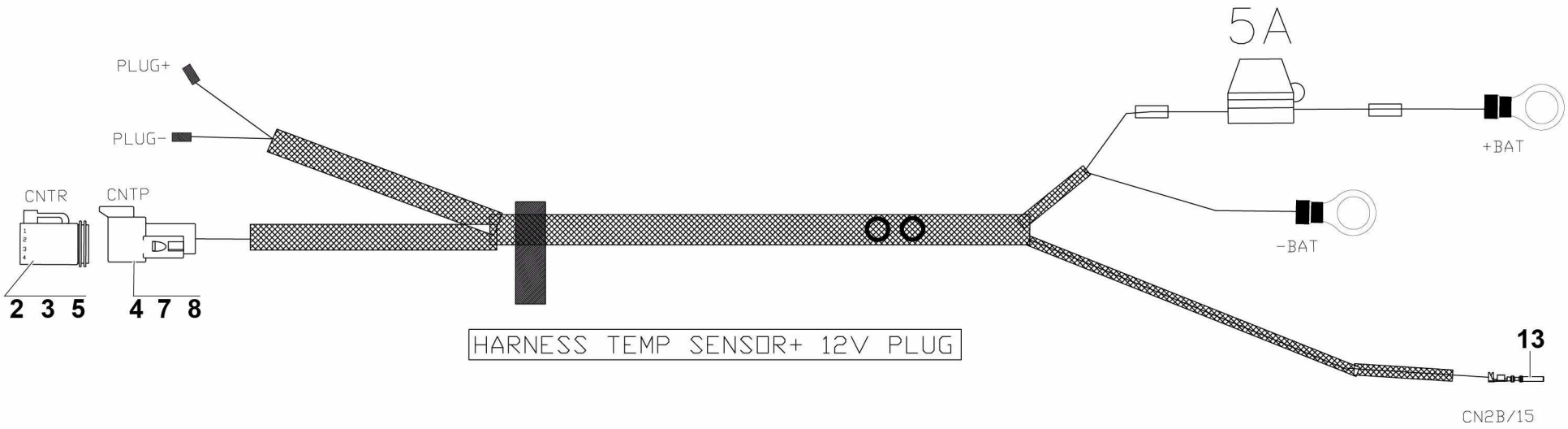

4000206480.C

▲ FAISCEAU
LOOM

◀ I-800.3A/B/C-10 ▶

Rep.	Désignation	Designation	Specification	Qty	Code	Up to / jusqu'à
2	CONNECTEUR	CONNECTOR	4 VOIES / WAYS	1	2901009210	
3	CALE	WEDGE	4 VOIES / WAYS	1	2901009230	
4	COSSE	LUG	0.5_1	4	4000173700	
5	BOUCHON D'ÉTANCHÉITÉ	SEALING PLUG		4	4000207120	
7	ACCESSOIRE	ACCESSORIES		1	4000213090	
8	COSSE	LUG		4	4000213080	
13	DOUILLE	CONTACT	SUPERSEAL	1	4000100570	

▲ KIT PAYS CHAUDS
HOT COUNTRIES KIT

HA16 RTJ / RTJ O / RTJ PRO

◀ I-800.4A/B/C ▶

Rep.	Désignation	Designation	Specification	Qty	Code	Up to / jusqu'à
1	**ENSEMBLE REFROIDISSEUR**	**COOLER UNIT**	**HYDRAULIQUE / HYDRAULIC**	**1**	**4000209540**	**SEE DETAILS**
2	HUILE PAYS CHAUDS	OIL FOR HOT COUNTRIES		1	4000209560	

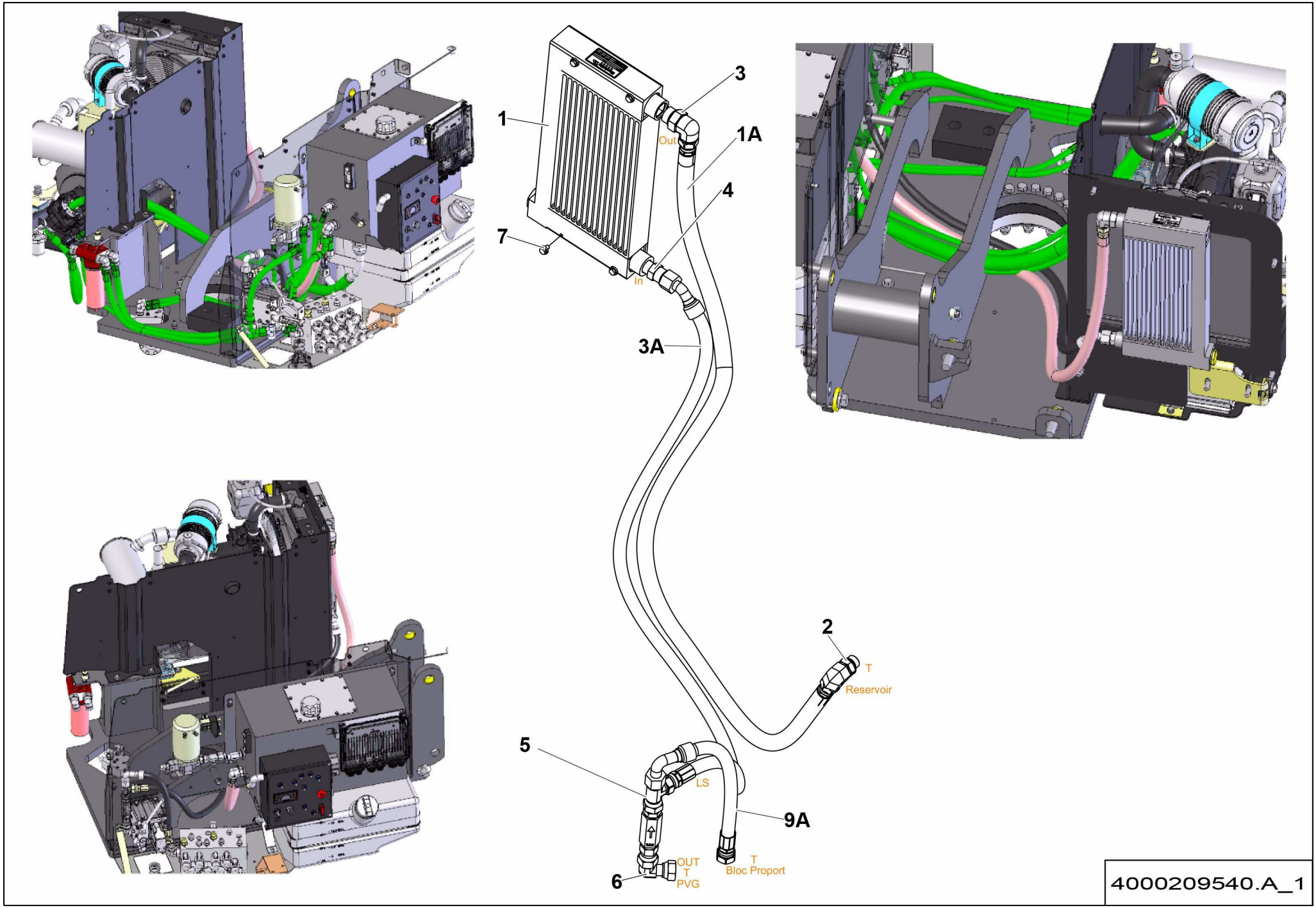
1
3
1A
4
7
Out
In
3A
2
T
Reservoir
5
LS
9A
6
OUT
T
PVG
T
Bloc Proport
4000209540.A_1

▲ ENSEMBLE REFROIDISSEUR
COOLER UNIT

◀ I-800.4A/B/C-1 ▶

Rep.	Désignation	Designation	Specification	Qty	Code	Up to / jusqu'à
1	REFROIDISSEUR D'HUILE	OIL COOLER		1	4000034320	
2	COUDE MÂLE	MALE EVEN BEND	1_1-16 UNF 1_7-16 ORFS	1	4000208950	
3	COUDE	BEND	COUDE	1	2501000840	
4	UNION MÂLE	MALE UNION	1'1/16-12 UNF 1'3/16-12	1	2501000090	
5	TÉ TOURNANT RENVERSÉ	ROTATING CROSSTAIL	1 3/16-12UNF1 3/16-12UNF	2	2501000430	
6	COUDE ORIENTABLE	ADJUSTABLE BEND	1 3 16-12 A 90 ORFS	1	2369134460	
7	VIS H À EMBASE	FLANGE HEAD CAP SCREW	M8X10-10 CL. 8.8	4	2700101600	
1A	FLEXIBLE HYDRAULIQUE	HYDRAULIC HOSE	ORFS-1P-LG2350-1SC- F 1-7.16-12 - F 1-7.16-12	1	4000208970	
3A	FLEXIBLE HYDRAULIQUE	HYDRAULIC HOSE	ORFS-3_4P-LG2200-1SC- F45 1-13_16-16 - F 1-13_16-16	1	4000209030	
9A	FLEXIBLE HYDRAULIQUE	HYDRAULIC HOSE	ORFS-3_4P-LG510-1SC- F90 1-13_16-16 - F 1-13_16-16	1	4000209020	

PANIER STANDARD / STANDARD GUARD RAIL

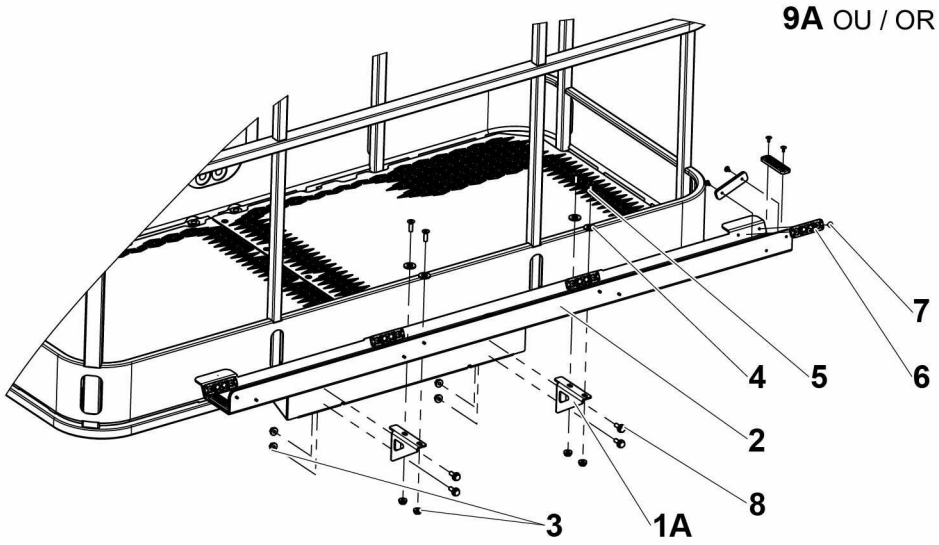

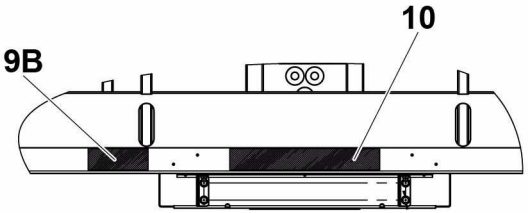

Options valable uniquement sur les paniers avec portillons sur le coté

Options available only for basckets with door on the side

GRAND PANIER / LARGE GUARD RAIL

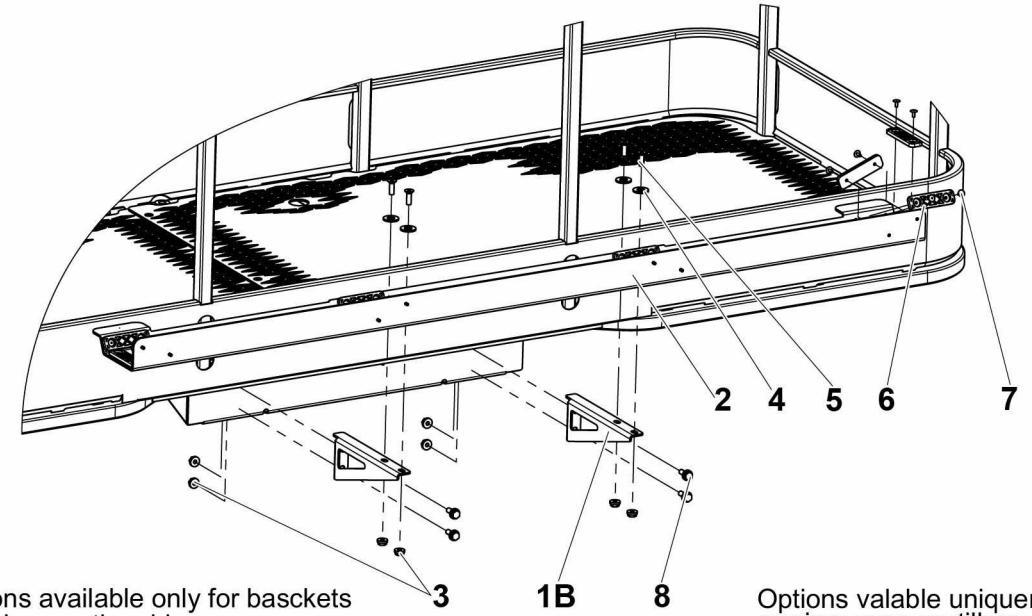

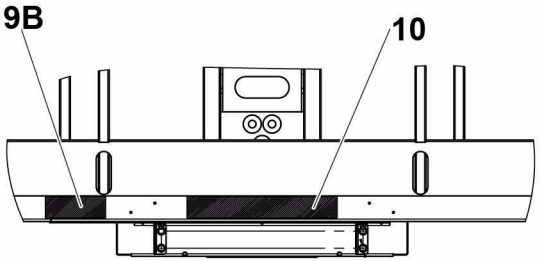

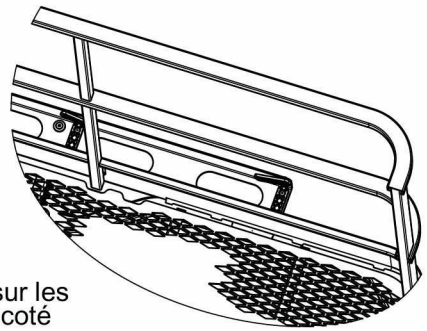

Options available only for basckets with door on the side

Options valable uniquement sur les paniers avec portillons sur le coté

4000204770.A

▲ PANNEAU DE VERRE
GLASS PANEL

◀ I-800.5 ▶

Rep.	Désignation	Designation	Specification	Qty	Code	Up to / jusqu'à
1A	RENFORT	STRENGTHENER	TRIANGLE SIMPLE	1	4000205550	
1B	RENFORT	STRENGTHENER	TRIANGLE LONG	2	4000205560	
2	TÔLE SUPPORT	SHEET METAL SUPPORT	PANNEAU DE VERRE / GLASS PANEL	1	4000205540	
3	ÉCROU H EMBASE	HEX FLANGE NUT	M8 CL.8	8	2700200300	
4	RONDELLE PLATE	ROUND HOLE WASHER	13 - 27 - 2.5 - CL.8.8	4	2351112110	
5	VIS FHC	FHC SCREW	M8X25-25 CL.10.9	4	2307331710	
6	PATIN D'APPUI	SUPPORT PAD		13	118D158190	
7	RIVET AVEUGLE	BLIND RIVET	TAPD 58 BSLF	26	2421809000	
8	VIS H À EMBASE	FLANGE HEAD CAP SCREW	M8X20-20 CL. 8.8	4	4000030180	
9A	ÉTIQUETTE	LABEL	VALUES - CE	1	4000131630	
9B	ÉTIQUETTE	LABEL	VALUES - ANSI	1	4000131730	
10	ÉTIQUETTE	LABEL	DANGER - US FR SP	1	4000131830	

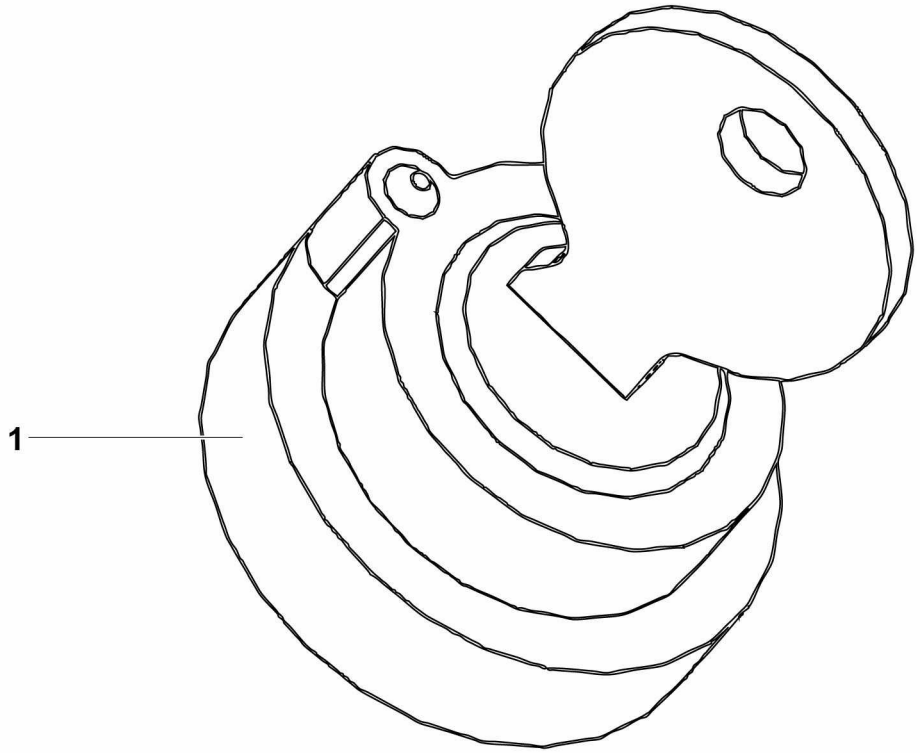

4000243650.A

▲ CLÉ / KEY

455

◀ I-800.6 ▶

Rep.	Désignation	Designation	Specification	Qty	Code	Up to / jusqu'à
1	BOUTON TOURNANT A CLEF	ROTARY KNOB WITH KEY	2 POS FIX KEY	1	4000243320	

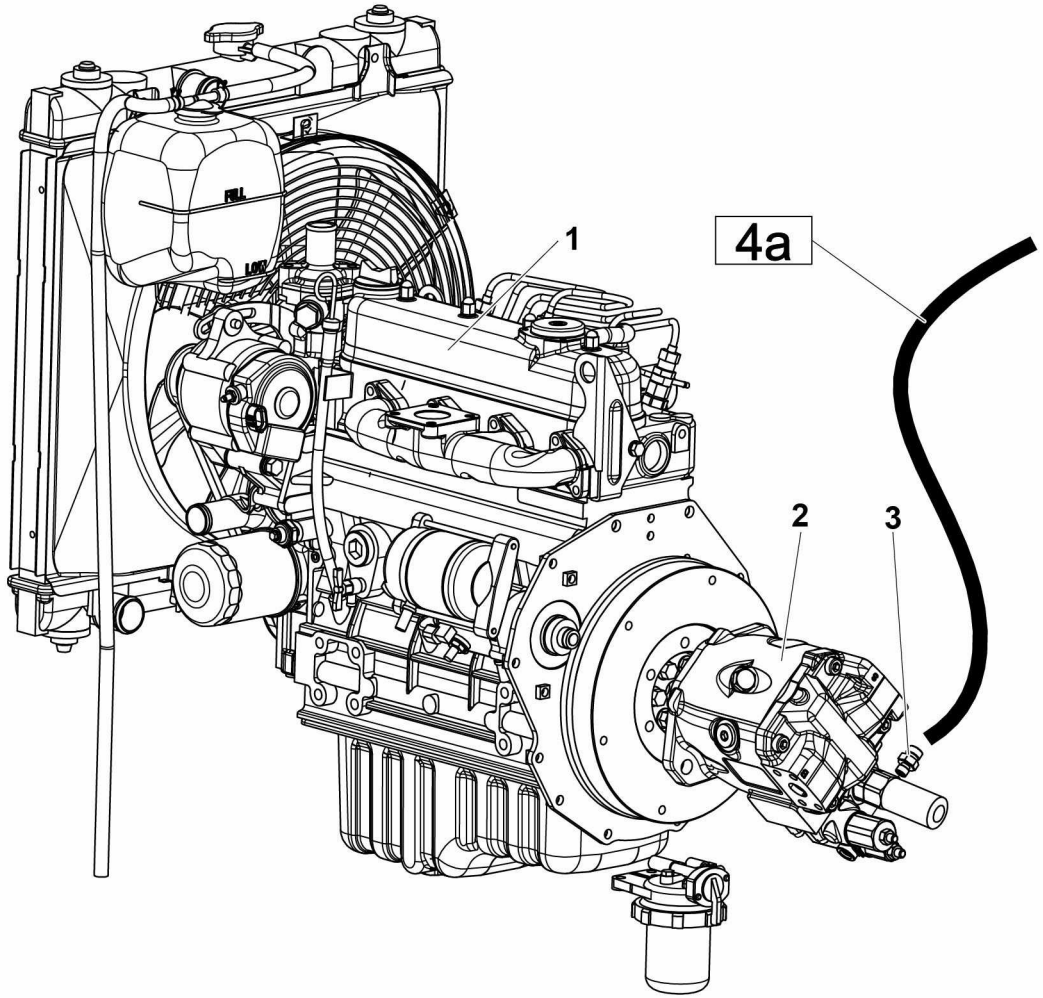

4000317510.F

MOTEUR T IV HA46 RTJ
ENGINE T IV HA46 RTJ

Rep.	Désignation	Designation	Specification	Qty	Code	Up to / jusqu'à
1	**MOTEUR DIESEL MÉCANIQUE**	**DIESEL MOTOR**	**19 KW**	**1**	**4000317500**	**SEE DETAILS PAGE 523**
2	POMPE À PISTON	PISTON PUMP		1	4000325770	
3	UNION MÂLE	MALE UNION		1	2369111870	
4A	FLEXIBLE HYDRAULIQUE	HYDRAULIC HOSE		1	4000327760	

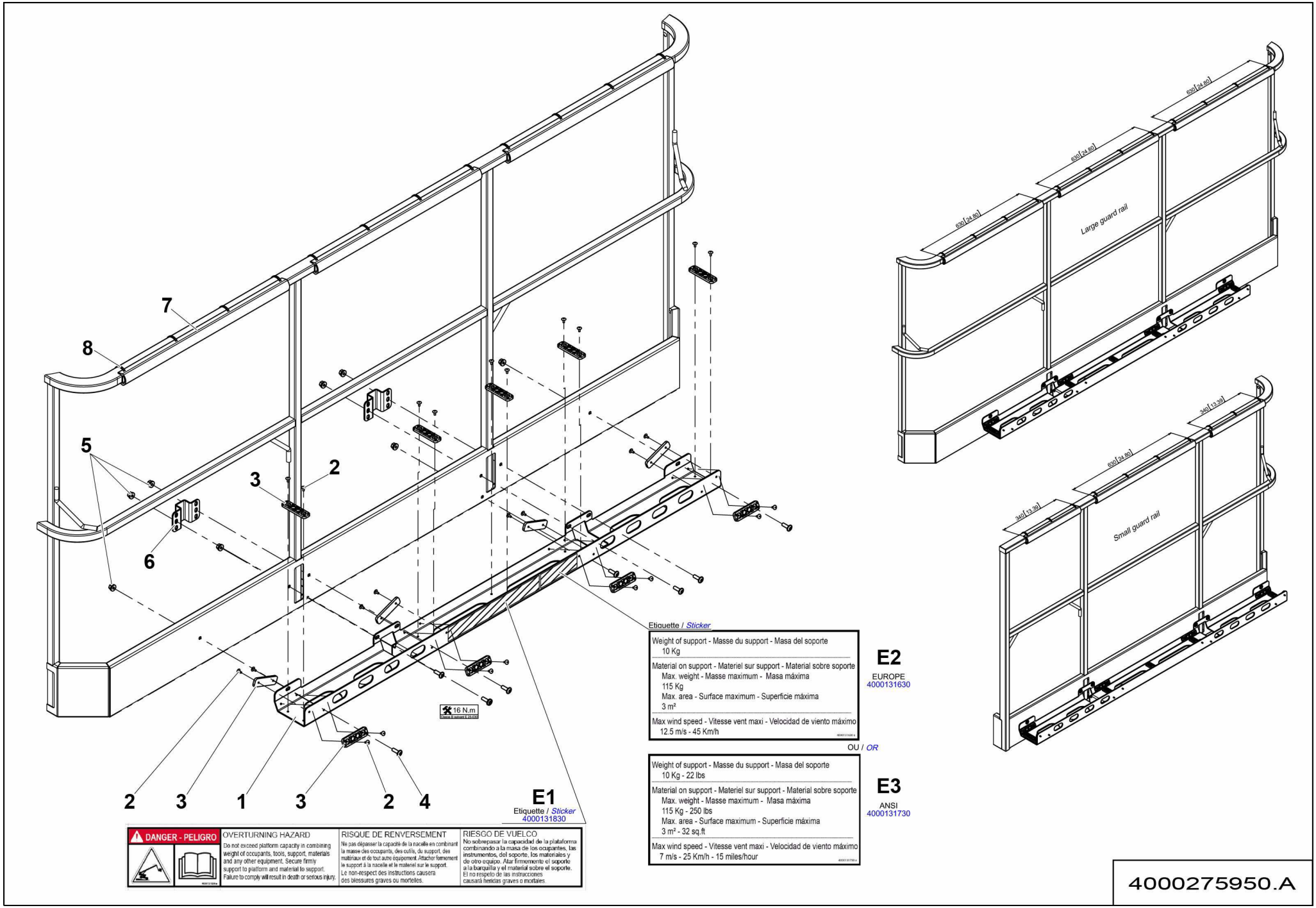
7
8
5
3
2
6
16 N.m
2
3
1
3
2
4
E1
Etiquette / Sticker
4000131830
DANGER - PELIGRO
OVERTURNING HAZARD
Do not exceed platform capacity in combining weight of occupants, tools, support, materials and any other equipment. Secure firmly support to platform and material to support. Failure to comply will result in death or serious injury.
RISQUE DE RENVERSEMENT
Ne pas dépasser la capacité de la nacelle en combinant la masse des occupants, des outils, du support, des matériaux et de tout autre équipement. Attacher fermement le support à la nacelle et le matériel sur le support. Le non-respect des instructions causera des blessures graves ou mortelles.
RIESGO DE VUELCO
No sobrepasar la capacidad de la plataforma combinando a la masa de los ocupantes, las instrumentos, del soporte, los materiales y de otro equipo. Atar firmemente el soporte a la barquilla y el material sobre el soporte. El no respeto de las instrucciones causará heridas graves o mortales.
Etiquette / Sticker
Weight of support - Masse du support - Masa del soporte
10 Kg
Material on support - Materiel sur support - Material sobre soporte
Max. weight - Masse maximum - Masa máxima
115 Kg
Max. area - Surface maximum - Superficie máxima
3 m²
Max wind speed - Vitesse vent maxi - Velocidad de viento máximo
12.5 m/s - 45 Km/h
E2
EUROPE
4000131630
OU / OR
Weight of support - Masse du support - Masa del soporte
10 Kg - 22 lbs
Material on support - Materiel sur support - Material sobre soporte
Max. weight - Masse maximum - Masa máxima
115 Kg - 250 lbs
Max. area - Surface maximum - Superficie máxima
3 m² - 32 sq.ft
Max wind speed - Vitesse vent maxi - Velocidad de viento máximo
7 m/s - 25 Km/h - 15 miles/hour
E3
ANSI
4000131730
630 [24.80]
630 [24.80]
630 [24.80]
Large guard rail
340 [13.39]
630 [24.80]
340 [13.39]
Small guard rail
4000275950.A

▲ KIT VITRIER
GLASS PANEL

>02/2016 ◀ **I-800.8** ▶

Rep.	Désignation	Designation	Specification	Qty	Code	Up to / jusqu'à
1	SUPPORT KIT VITRIER	GLASS PANEL SUPPORT		1	4000275970	
2	RIVET AVEUGLE	BLIND RIVET	TAPD 58 BSLF	26	2421809000	
3	PATIN D'APPUI	SUPPORT PAD		13	118D158190	
4	VIS À TÊTE CYLINDRIQUE BOMBÉE	ROUND CYLINDER HEAD SCREW	M8X25-25 CL.10.9 DC	8	2700100690	
5	ÉCROU EMBASE AUTOFREINÉ	FLANGE HEX LOCKNUT	M8 CL.8 ZB	8	2700200440	
6	TÔLE DE FIXATION	FASTENING SHEET		2	4000276120	
7	TAMPON BUTOIR	STOP PAD	ORGE 25MM IPN 60 14 90 LG 2000 MM NOIR / BLACK	1.9M	4000244330	
8	COLLIER POLYAMIDE	PA FASTENER	180X6 NOIR / BLACK	2	2389002870	
E1	ÉTIQUETTE	LABEL	DANGER - OPTIONS - US FRENCH SPA-NISH	1	4000131830	
E2	ÉTIQUETTE	LABEL	OPTION VALUES - CE	1	4000131630	
E3	ÉTIQUETTE	LABEL	OPTION VALUES - ANSI	1	4000131730	

L'ajout des 3 régulateurs de débit n'a pas d'incidence sur les flexibles existants.

Régulateur (7 l/min) sur ligne B5 du bloc mouvement



Régulateur (3 l/min et 1.5 l/min) sur vérin de pendulaire



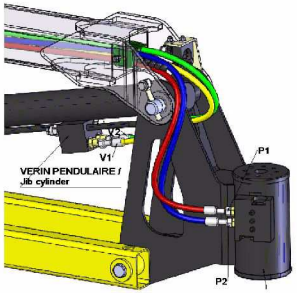

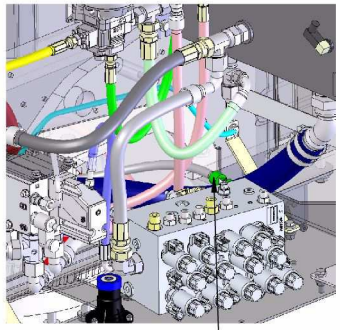

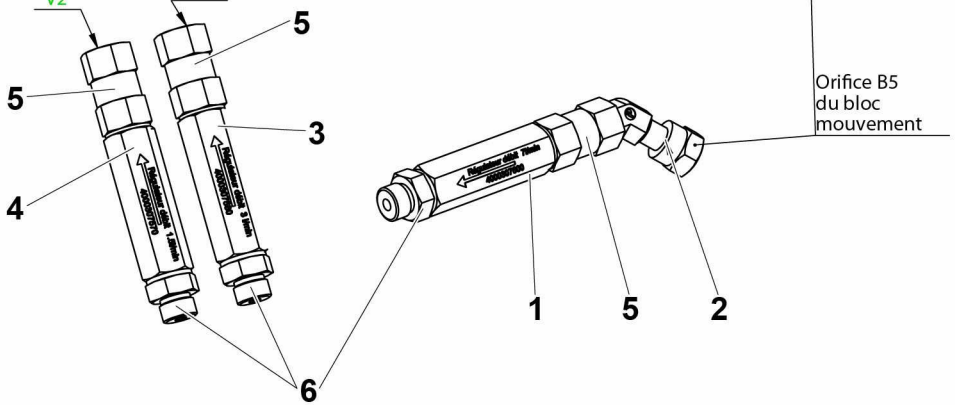

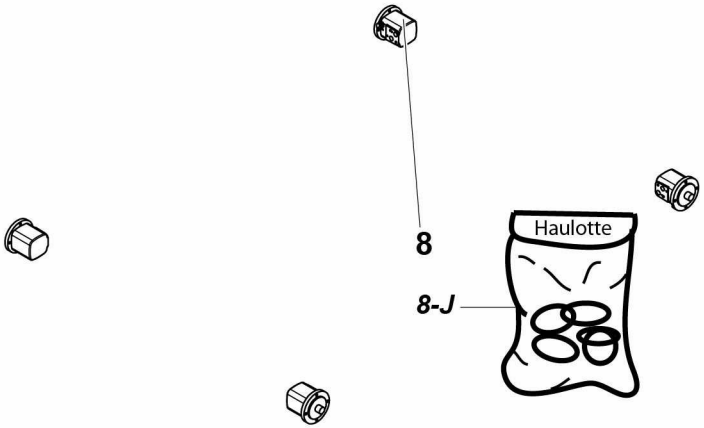

4000347810.B_1

▲ OPTION AUSTRALIE / AUSTRALIA OPTION — RÉGULATEUR DE DEBIT >02/2016 / FLOW REGULATOR — ◄ I-800.9 ►

Rep.	Désignation	Designation	Specification	Qty	Code	Up to / jusqu'à
1	RÉGULATEUR DE DÉBIT	FLOW REGULATOR	7 LMN	1	4000307600	
2	COUDE ORIENTABLE	ADJUSTABLE BEND	9-16-18 9-16-18	1	4000327780	
3	RÉGULATEUR DE DÉBIT	FLOW REGULATOR	3 LMN	1	4000307580	
4	RÉGULATEUR DE DÉBIT	FLOW REGULATOR	1.5 LMN	1	4000307570	
5	UNION FEMELLE ORFS	FEMALE ORFS UNION	1/4" BSPP 9/16-18 ORFS	3	2501001700	
6	UNION MÂLE	MALE UNION	1/4' BSPP 9/16-18	3	2369111940	
8	MOTEUR HYDRAULIQUE À ENGRENAGES	GEAR HYDRAULIC MOTOR		2	4000006190	
8-1	*POCHETTE DE JOINTS*	*SEAL KIT*	*VERSION 2 - S021302*	*1*	*2505006380*	

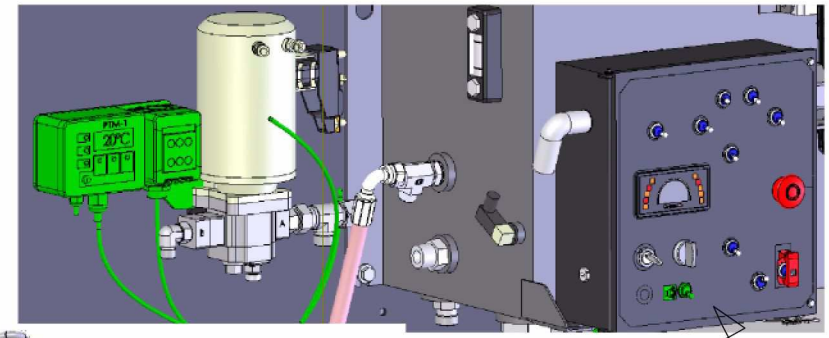

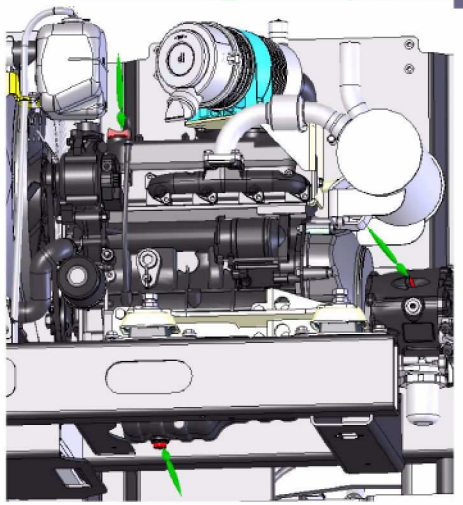



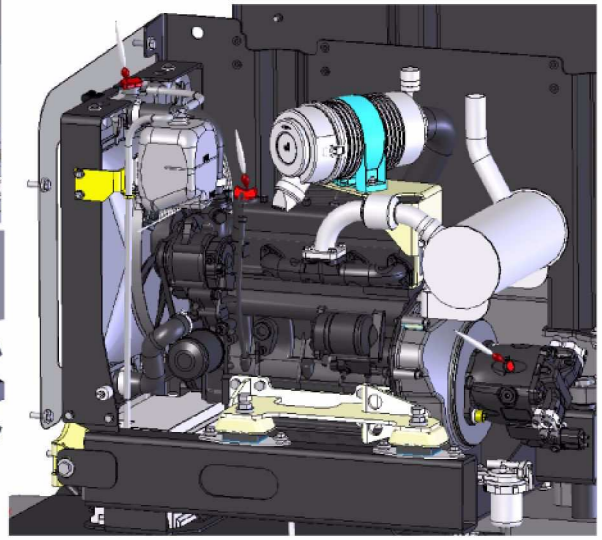

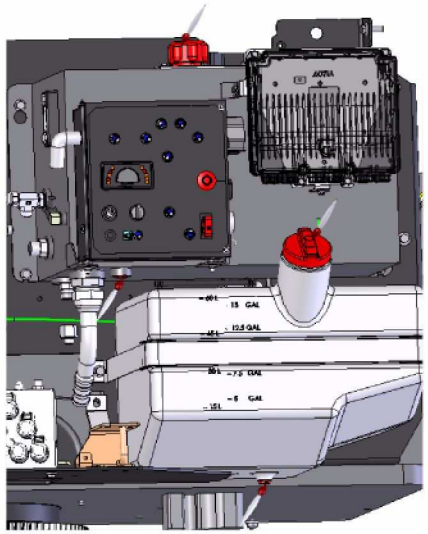

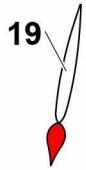

Peindre en rouge tous les points de remplissages et de vidanges.
Tout les points de graissages doivent être équipés de bouchon de protections, d'une couleur différente de l'environnement, jaune par défaut ou rouge "2326006570"



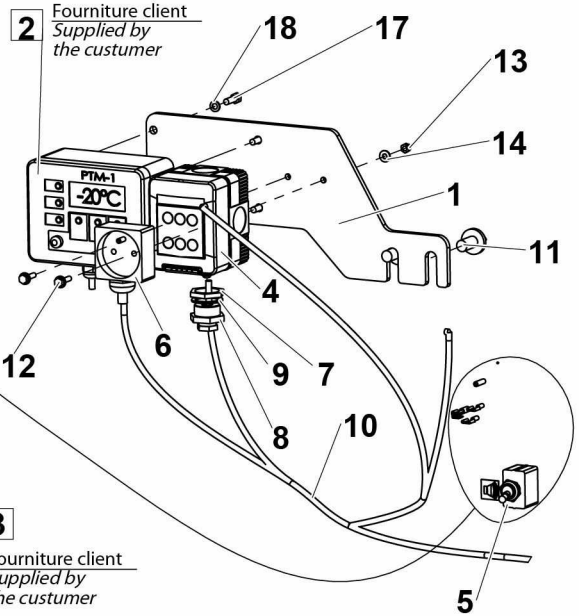

4000349390.A

▲ OPTION RUSSIE
RUSSIA OPTION

>02/2016

Rep.	Désignation	Designation	Specification	Qty	Code	Up to / jusqu'à
1	TÔLE SUPPORT	SHEET METAL SUPPORT		1	4000210120	
2	RELAIS SONDE	PROBE RELAY	TEMP RUSSE & UKRA -20+40	1	2901011670	
3	RELAIS SONDE	PROBE RELAY	TEMP RUSSE & UKRA -20+40	1	2901011670	
4	BOÎTIER	BOX		1	2440203650	
5	**KIT KLAXON**	**HORN KIT**	**LCB**	**1**	**4000206470**	**SEE DETAILS PAGE 555**
6	PRISE	PLUG SOCKET	2P+T-16A	1	2441605060	
7	CONTRE-ÉCROU PLASTIQUE	PLASTIC LOCK NUT	PG 16	1	2420302030	
8	PRESSE-ÉTOUPE	GLAND	16-9	1	2441613020	
9	JOINT PRESSE-ÉTOUPE	GLAND SEAL	PG16	1	2901009970	
10	**FAISCEAU**	**LOOM**		**1**	**4000206480**	**SEE DETAILS PAGE 557**
11	VIS H À EMBASE	FLANGE HEAD CAP SCREW	M10X20-20 CL. 8.8	2	4000106350	
12	VIS H À EMBASE	FLANGE HEAD CAP SCREW	M4X16-14 A2.70	2	2700101510	
13	ÉCROU AUTOFREINÉ	SELF-LOCKED NUT	M4 CL. 8	2	2349221480	
14	RONDELLE PLATE	ROUND HOLE WASHER	4.3 - 10 - 0.8 - CL.8.8	2	2351112030	
15	VIS H À EMBASE	FLANGE HEAD CAP SCREW	M6X25-18 CL. 8.8	1	2700101560	
16	ÉCROU AUTOFREINÉ	SELF-LOCKED NUT	M6 CL. 8	1	2349221490	
17	VIS H	CAP SCREW	M5X16-16 CL.8.8	4	2331231210	
18	RONDELLE DENT EXTÉRIEUR	OVERLAP TOOTH WASHER	5.3 - 9.2 - 1 - CL.8.8	4	2351301060	
19	FORFAIT PEINTURE	PAINT PACKAGE	ROUGE / RED	1	2820307510	

▲ KIT ARCTIC JUSQU'A -25DEG
ARCTIC KIT UP TO -25DEG

>02/2016

Rep.	Désignation	Designation	Specification	Qty	Code	Up to / jusqu'à
1	GRAND FROID	COLD WEATHER	-15 ° C	1	4000105040	
1-1	*BATTERIE DE DEMARRAGE*	*BATTERY- STARTER*	*110AH - 920A*	*1*	*2901002320*	
1-2	*HUILE HYDRAULIQUE*	*HYDRAULIC OIL*	*S020509 - TGF -20°*	*100L*	*2505002640*	
2	BOÎTIER DE PRÉCHAUFFAGE	PRE-HEATING UNIT		1	4000356760	
3	COSSE RONDE JAUNE	YELLOW ROUND LUG	Ø10	1	2440305490	

▲ RÉCHAUFFEUR MOTEUR
ENGINE HEATER

>02/2016

Rep.	Désignation	Designation	Specification	Qty	Code	Up to / jusqu'à
1	BOITIER DE PRÉCHAUFFAGE	PRE-HEATING UNIT		1	4000356760	
2	COSSE RONDE JAUNE	YELLOW ROUND LUG	Ø10	1	2440305490	

SCOMBOX
SCOMBOX

>02/2016

I-800.13

Rep.	Désignation	Designation	Specification	Qty	Code	Up to / jusqu'à
1	KIT SCOMBOX	SCOMBOX KIT		1	4000204140	
2	VIS H À EMBASE	FLANGE HEAD CAP SCREW	M6X35-18 CL. 8.8	2	2700101570	
3	ÉCROU EMBASE AUTOFREINÉ	FLANGE HEX LOCKNUT	M6 CL.8 ZB	2	2700200430	
4	COSSE RONDE ROUGE	RED ROUND TERMINAL	DIA 8	2	2440305600	
5	COSSE	LUG		1	2440313150	
6	RONDELLE PLATE	ROUND HOLE WASHER	6.4 - 18 - 1.2 - CL.8.8	6	2351123050	

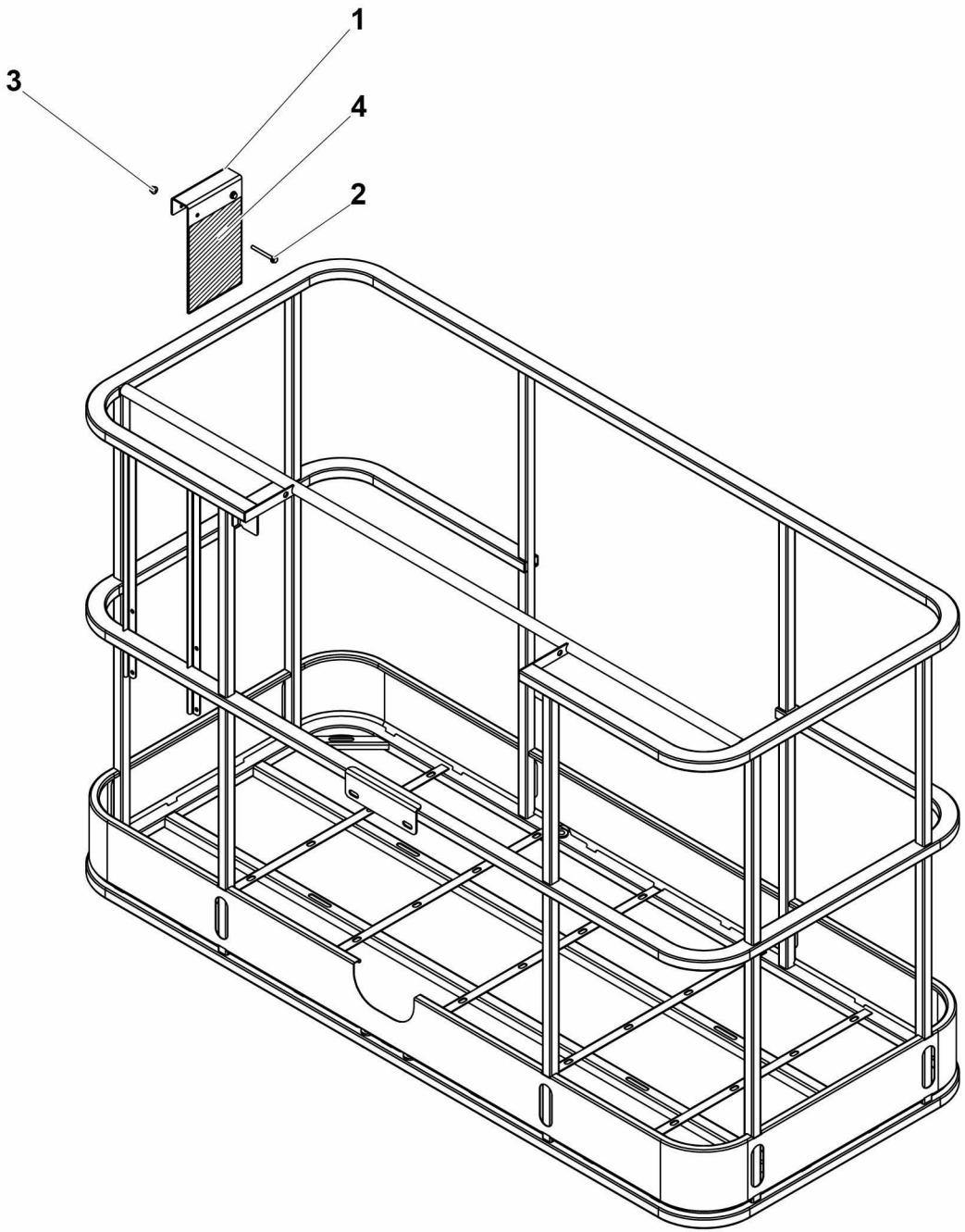

4000361310.A

▲ SUPPORT ÉTIQUETTE
LABEL SUPPORT

>02/2016

Rep.	Désignation	Designation	Specification	Qty	Code	Up to / jusqu'à
1	SUPPORT ÉTIQUETTE	LABEL SUPPORT	A5	1	4000361280	
2	VIS H À EMBASE	FLANGE HEAD CAP SCREW	M6X60-18 CL. 8.8	2	2700101580	
3	ÉCROU EMBASE AUTOFREINÉ	FLANGE HEX LOCKNUT	M6 CL.8 ZB	2	2700200430	
4	ÉTIQUETTE ENVELOPPE DE TRAVAIL	STICKER WORK ENVELOPE		1	4000361800	

▲ OPTION JAPON
JAPAN OPTION

>02/2016

◀ I-800.15 ▶

Rep.	Désignation	Designation	Specification	Qty	Code	Up to / jusqu'à
1	ENSEMBLE PUPITRE	CONTROL BOX UNIT		1	4000032080	SEE DETAILS PAGE 315
2	ENSEMBLE ROUES	WHEELS ASSEMBLY	850X340 NO MARKING	1	4000102520	SEE DETAILS PAGE 537
3	ENSEMBLE SUPPORT COFFRET ÉLECTRIQUE	ELECTRICAL CUPBOARD SUPPORT ASSEMBLY		1	4000228240	SEE DETAILS PAGE 335
4	ACTIV SHIELD BAR	ACTIV SHIELD BAR		1	4000363540	SEE DETAILS PAGE 533
5	ENSEMBLE GARDE CORPS	GUARD RAIL ASSEMBLY	1500X800	1	4000419340	SEE DETAILS
6	OPTION JAPON	JAPAN OPTION	MOTEUR / ENGINE TIER 4	4	4000429240	SEE DETAILS PAGE 567
7	MOTEUR TRANSLATION	TRAVEL MOTOR	80CC	1	4000478150	SEE DETAILS

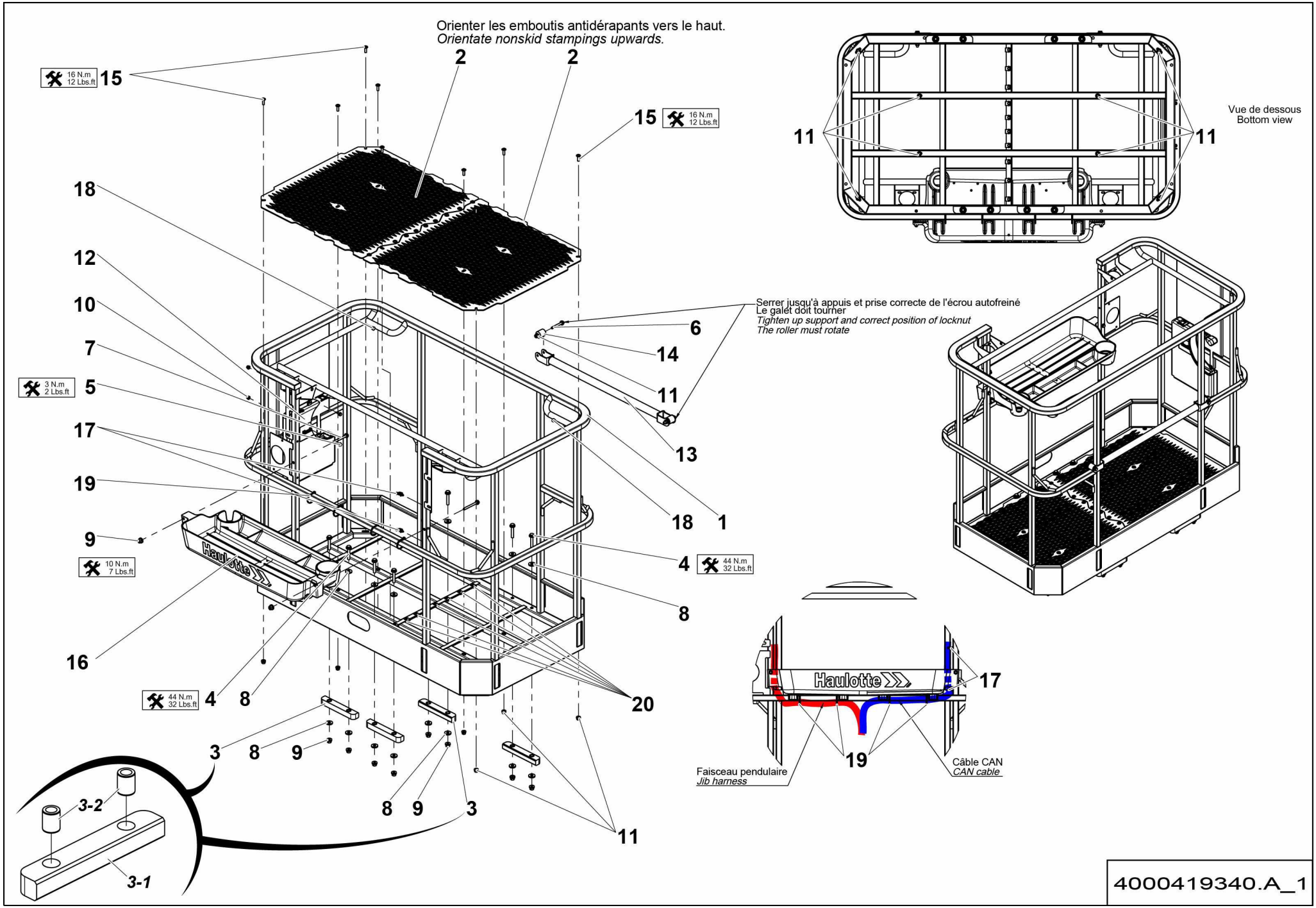
Orienter les emboutis antidérapants vers le haut.
Orientate nonskid stampings upwards.
16 N.m 12 Lbs.ft
15
2
2
15
16 N.m 12 Lbs.ft
18
12
10
7
3 N.m 2 Lbs.ft
5
17
19
9
10 N.m 7 Lbs.ft
16
44 N.m 32 Lbs.ft
4
8
3
8
9
8
9
3
3-2
3-1
11
20
Serrer jusqu'à appuis et prise correcte de l'écrou autofreiné
Le galet doit tourner
Tighten up support and correct position of locknut
The roller must rotate
6
14
11
13
18
1
4
44 N.m 32 Lbs.ft
8
11
11
Vue de dessous
Bottom view
Haulotte
17
19
Faisceau pendulaire
Jib harness
Câble CAN
CAN cable
4000419340.A_1

▲ ENSEMBLE GARDE CORPS 1500X800
GUARD RAIL ASSEMBLY

Rep.	Désignation	Designation	Specification	Qty	Code	Up to / jusqu'à
1	GARDE CORPS	GUARDRAIL		1	4000419100	
2	PLANCHER	FLOOR		2	4000419110	
3	ENTRETOISE	SPACER		4	4000354330	
3-1	*ENTRETOISE PLATE*	*FLAT SPACER*	*PA6G*	*1*	*4000207770*	
3-2	*ENTRETOISE*	*SPACER*	*DIA.13 - DIA.20 - LG 25*	*2*	*4000303400*	
4	VIS H À EMBASE	FLANGE HEAD CAP SCREW	M10X55-26 CL. 8.8	8	2700101680	
5	VIS H À EMBASE	FLANGE HEAD CAP SCREW	M6X16-16 CL. 8.8	4	2700102090	
6	VIS H À EMBASE	FLANGE HEAD CAP SCREW	M8X60-22 CL. 8.8	2	2700101630	
7	VIS H À EMBASE	FLANGE HEAD CAP SCREW	M8X80-22 CL. 8.8	2	2700101640	
8	RONDELLE PLATE	ROUND HOLE WASHER	10.5 - 28 - 4	16	2700500180	
9	ÉCROU EMBASE AUTOFREINÉ	FLANGE HEX LOCKNUT	M10 CL.8 ZB	1	2700200450	
10	ÉCROU EMBASE AUTOFREINÉ	FLANGE HEX LOCKNUT	M6 CL.8 ZB	4	2700200430	
11	ÉCROU EMBASE AUTOFREINÉ	FLANGE HEX LOCKNUT	M8 CL.8 ZB	10	2700200440	
12	PORTE DOCUMENT	DOCUMENT HOLDER		1	2420209920	
13	BARRE	BAR		1	179P321960	
14	GALET	ROLLER		2	179P321970	
15	VIS À TÊTE CYLINDRIQUE BOMBÉE	ROUND CYLINDER HEAD SCREW	M8X25-25 CL.10.9 DC	18	2700100690	
16	RANGEMENT	STORAGE		1	4000271060	
17	SERRE CABLE	WIRE CLAMP		2	4000277510	
18	BOUCHON DE PROTECTION	PROTECTIVE CAP	PGM-24	2	4000312010	
19	COLLIER POLYAMIDE	PA FASTENER	180X6 NOIR / BLACK	4	2389002870	
20	ÉCROU PINCE RAPIDE	FAST PINCH NUT	M8	10	2700200250	

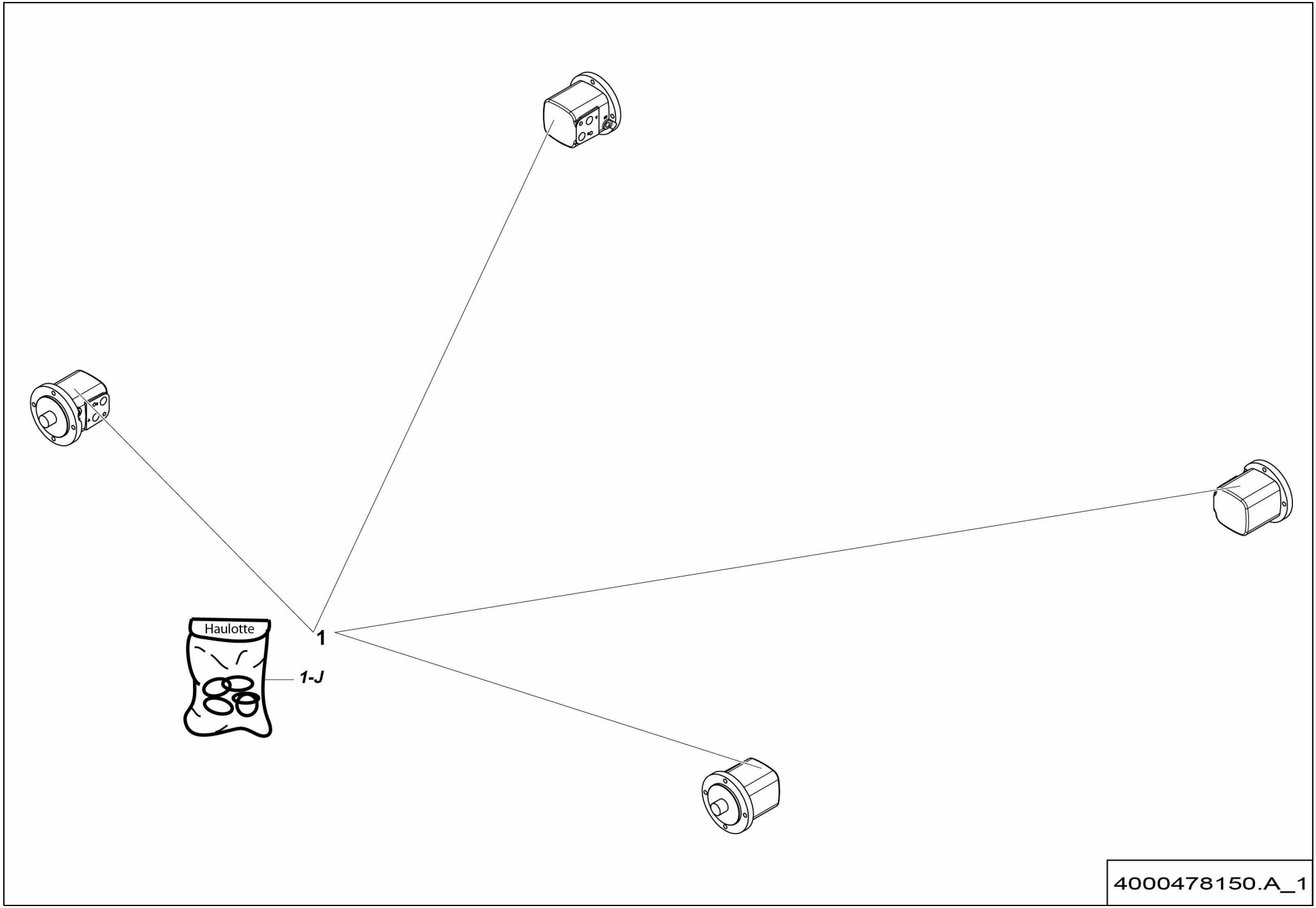
Haulotte
1
1-J
4000478150.A_1

▲ MOTEUR TRANSLATION
TRAVEL MOTOR

80CC

Rep.	Désignation	Designation	Specification	Qty	Code	Up to / jusqu'à
1	MOTEUR HYDRAULIQUE À ENGRENAGES	GEAR HYDRAULIC MOTOR		2	4000006190	
1-J	*POCHETTE DE JOINTS*	*SEAL KIT*	*VERSION 2 - S021302*	*1*	*2505006380*	

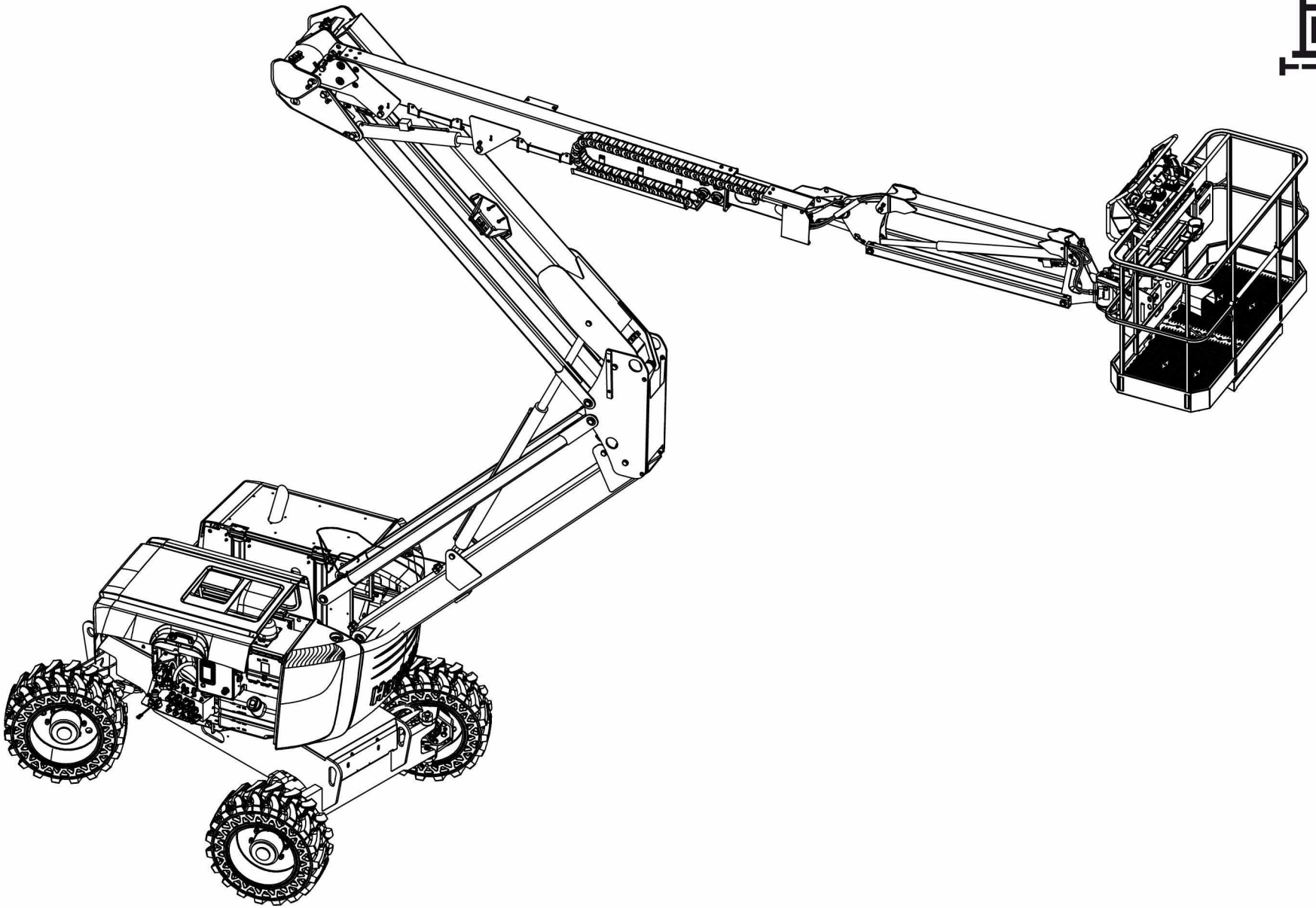

HA16RTJ-9_2

▲ GROUPE CONSOMMABLES
CONSUMABLES GROUP

◀ J ▶

Rep.	Désignation	Designation	Specification	Up to / jusqu'à
238	**ENSEMBLE CONSOMMABLES**	**CONSUMABLES ASSEMBLY**		

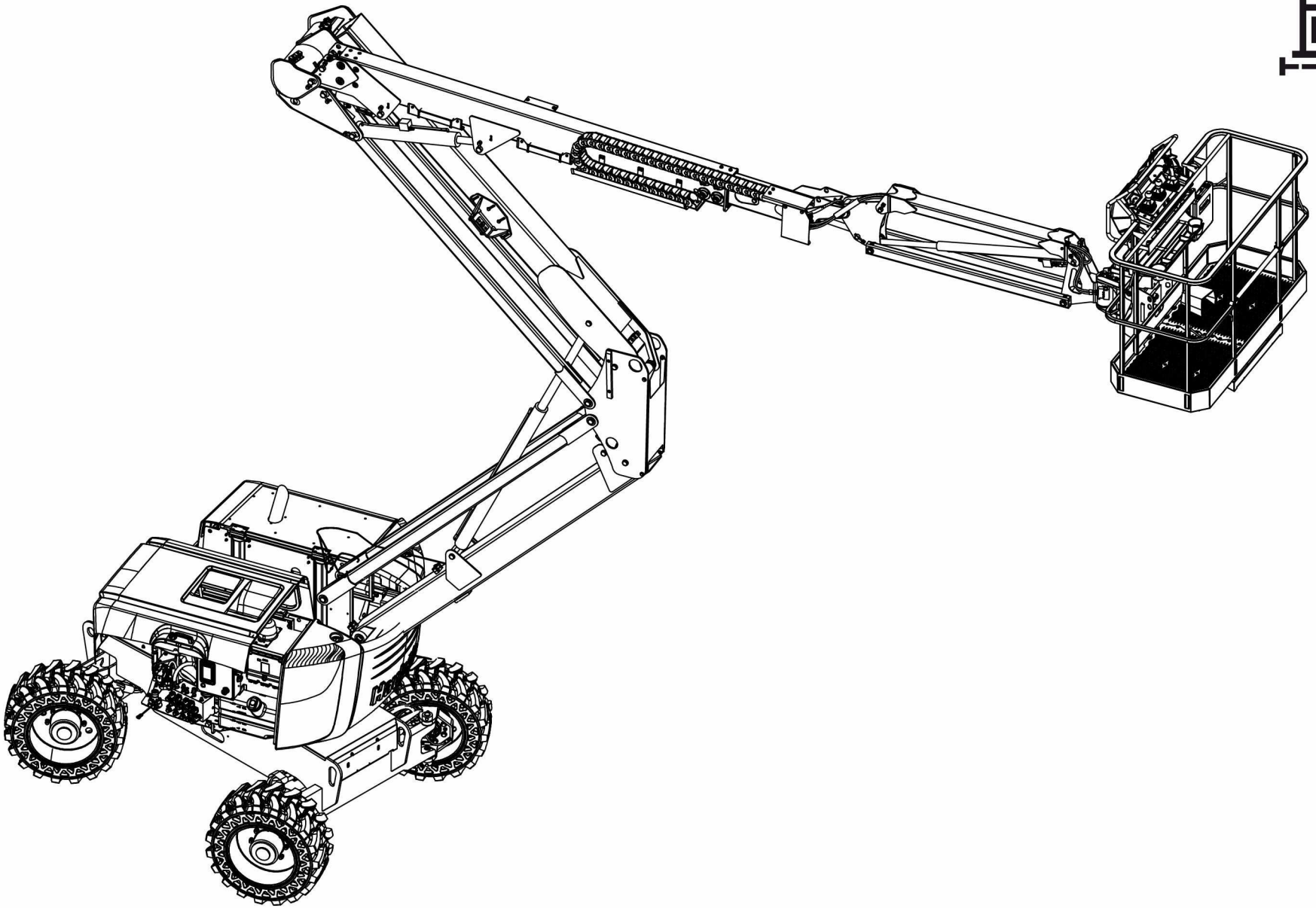

HA16RTJ-9_2

▲ ENSEMBLE CONSOMMABLES
CONSUMABLES ASSEMBLY

◀ J-238 ▶

Rep.	Désignation	Designation	Specification	Qty	Code	Up to / jusqu'à
1	HUILE HYDRAULIQUE	HYDRAULIC OIL	S020884/S020588	100L	2505003800	
2	HUILE HYDRAULIQUE	HYDRAULIC OIL	80W90	1	2505004030	
3	HUILE MOTEUR THERMIQUE	INTERNAL COMBUSTION ENGINE OIL	S020888	6L	2820305720	
4	GASOIL ROUGE	RED DIESEL		60L	2820305760	
5	LIQUIDE REFROIDISSEMENT	COOLANT		6L	2326013640	
6	MOUSSE PROTECTION PANIERS	BASKETS FOAM PROTECTION		1.5	134P297060	

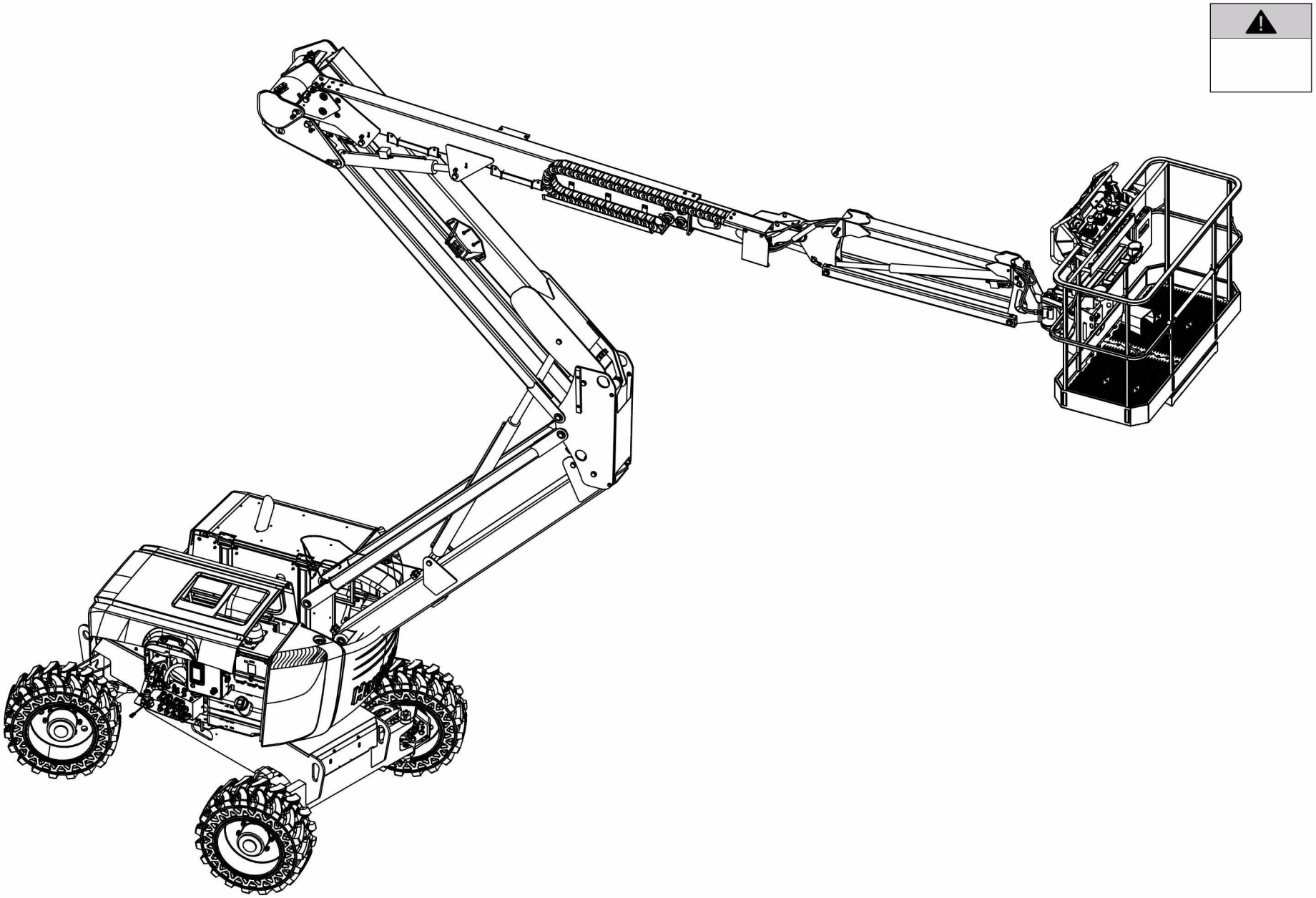

HA16RTJ-10_2

▲ GROUPE ÉTIQUETTES
LABELS GROUP

◀ K ▶

Rep.	Désignation	Designation	Specification	Up to / jusqu'à
05.1	ÉTIQUETTES COMMUNES SAUF USA-CAN	COMMON EXCEPT USA-CAN LABELS	CE HA16 RTJ / RTJO / RTJ PRO	
05.2	ÉTIQUETTES SPECIFIC + COMMERCIAL	SPECIFIC + COMMERCIAL LABELS	CE HA16RTJ / RTJO / RTJ PRO	
105	ÉTIQUETTES RUSSIE ET UKRAINE	RUSSIA AND UKRAINE LABELS	HA16RTJ / RTJO / RTJ PRO	
130.1-1	ÉTIQUETTES EN	ENGLISH LABELS	ANSI HA46 RTJO / RTJ PRO	
130.1-2	ÉTIQUETTES FR	FRENCH LABELS	ANSI HA46 RTJO / RTJ PRO	
130.1-3	ÉTIQUETTES SP	SPANISH LABELS	ANSI HA46 RTJO / RTJ PRO	
130.2	ÉTIQUETTES SPECIFIC + COMMERCIAL	SPECIFIC + COMMERCIAL LABELS	ANSI HA46 RTJO / RTJ PRO	

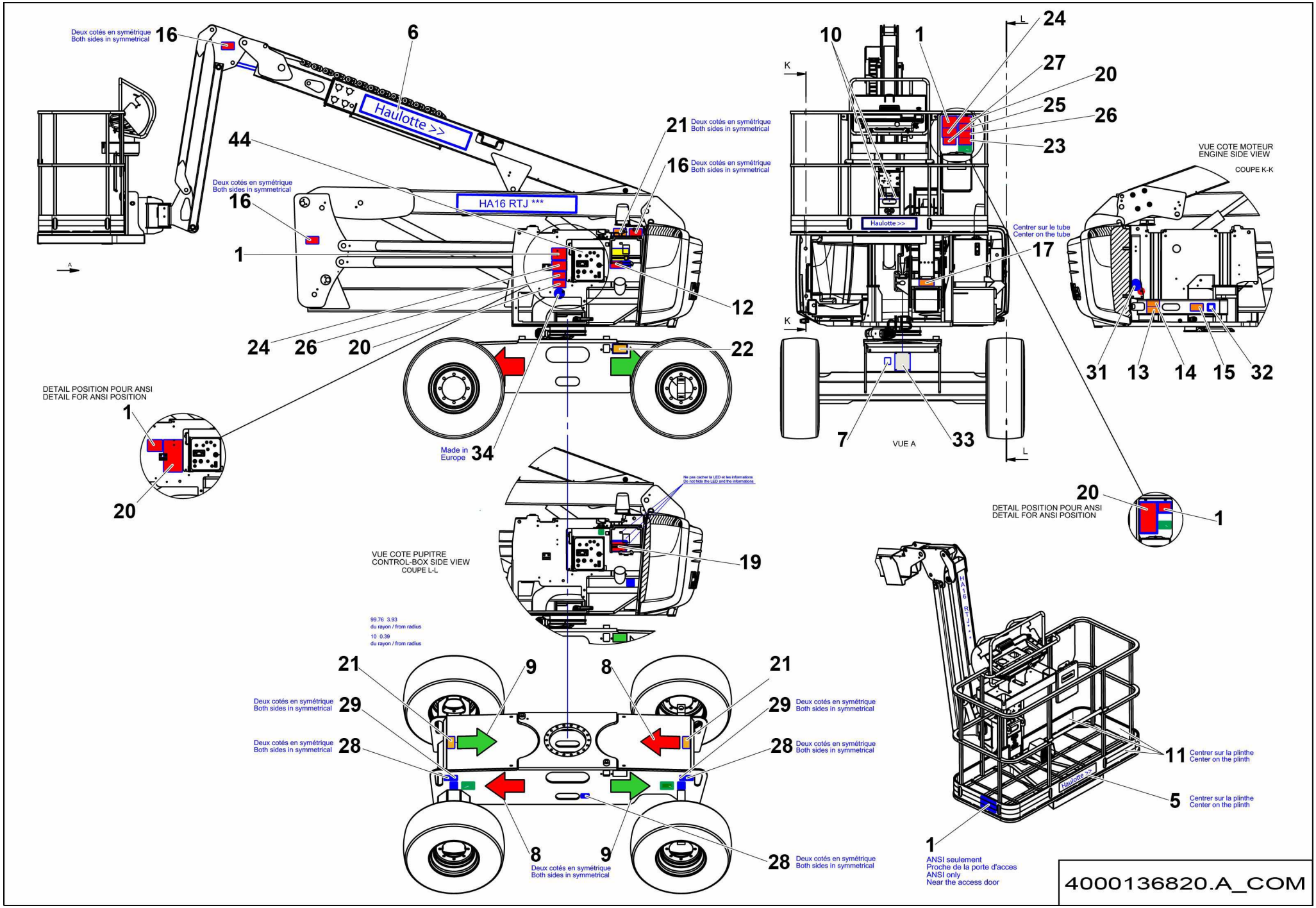
Deux cotés en symétrique
Both sides in symmetrical
16
6
Haulotte >>
44
21
16
HA16 RTJ ***
1
12
24
26
20
22
Made in
Europe
34
DETAIL POSITION POUR ANSI
DETAIL FOR ANSI POSITION
20
10
1
24
27
20
25
26
23
K
L
Haulotte >>
Centrer sur le tube
Center on the tube
17
7
VUE A
33
VUE COTE MOTEUR
ENGINE SIDE VIEW
COUPE K-K
31
13
14
15
32
Ne pas cacher la LED et les informations
Do not hide the LED and the informations
19
VUE COTE PUPITRE
CONTROL-BOX SIDE VIEW
COUPE L-L
99.76 3.93
du rayon / from radius
10 0.39
du rayon / from radius
9
8
29
28
ANSI seulement
Proche de la porte d'acces
ANSI only
Near the access door
11
Centrer sur la plinthe
Center on the plinth
5
4000136820.A_COM

▲ ÉTIQUETTES COMMUNES SAUF USA-CAN
COMMON EXCEPT USA-CAN LABELS

CE HA16 RTJ / RTJO / RTJ PRO

Rep.	Désignation	Designation	Specification	Qty	Code	Up to / jusqu'à
1	HAUTEUR CHARGE	HEIGHT LOAD	HA16 RTJ - RTJO / RTJ PRO	2	4000101950	
5	GRAPHISME HAULOTTE	HAULOTTE LOGO	100 X 500 NOIR / BLACK	1	307P217080	
6	GRAPHISME HAULOTTE	HAULOTTE LOGO	1040X160	1	307P217780	
7	PUISSANCE ACOUSTIQUE	SOUND POWER	104DB	1	3078148700	
8	GESTION DES MOUVEMENTS	MOVEMENTS MANAGEMENT	FLÈCHE VERTE / GREEN ARROW	3	3078143930	
9	GESTION DES MOUVEMENTS	MOVEMENTS MANAGEMENT	FLÈCHE ROUGE / RED ARROW	3	3078143940	
10	POINT ANCRAGE HARNAIS	HARNESS ANCHORAGE POINT	X 1	2	307P216290	
11	ADHÉSIF JAUNE ET NOIR	YELLOW AND BLACK TAPE	LG 1.25 M	4.5M	2421808660	
12	RISQUE EXPLOSION	EXPLOSION RISK		1	4000027370	
13	BLESSURE MAIN	HAND INJURY	VENTILATEUR / FAN	1	4000027430	
14	BLESSURE MAIN	HAND INJURY	BATTERIE / BATTERY	1	4000027440	
15	BLESSURE MAIN	HAND INJURY	BRÛLURE / BURN	1	4000027450	
16	ZONE ÉCRASEMENT CORPS	« BODY CRUSHING » ZONE		6	4000024800	
17	ÉCRASEMENT MAINS	HAND CRUSHING		1	4000024890	
19	DANGER ELECTROCUTION	ELECTROCUTION DANGER	PROJECTION EAU / WATER SPRAYING	1	4000025130	
20	CONSIGNE UTILISATION	USE INSTRUCTIONS	CE	2	4000025140	
21	NE PAS POSER LES PIEDS	DO NOT PLACE THE FEET		4	4000027090	
22	DANGER COLLISION	COLLISION DANGER	BROCHE / PIN	1	4000027080	
23	DIRECTION	DIRECTION		1	4000024690	
24	DANGER ELECTROCUTION	ELECTROCUTION DANGER	VOLT	2	4000025070	
25	ECRASEMENT CORPS	« BODY CRUSHING » LABEL	FERMETURE LISSE / SMOOTH CLO-SURE	1	4000025080	
26	ECRASEMENT CORPS	« BODY CRUSHING » LABEL	NACELLE PLATFORM	2	4000027460	
27	NE PAS UTILISER COMME MASSE DE SOUDURE	DO NOT USE AS WELDING MASS		1	4000027100	
28	POINT ANCRAGE TRACTION	TRACTION ANCHOR POINT		6	4000027310	
29	POINT ANCRAGE LEVAGE	LIFTING ANCHOR POINT		4	4000027330	
31	BATTERIE	BATTERY	+	1	4000071960	

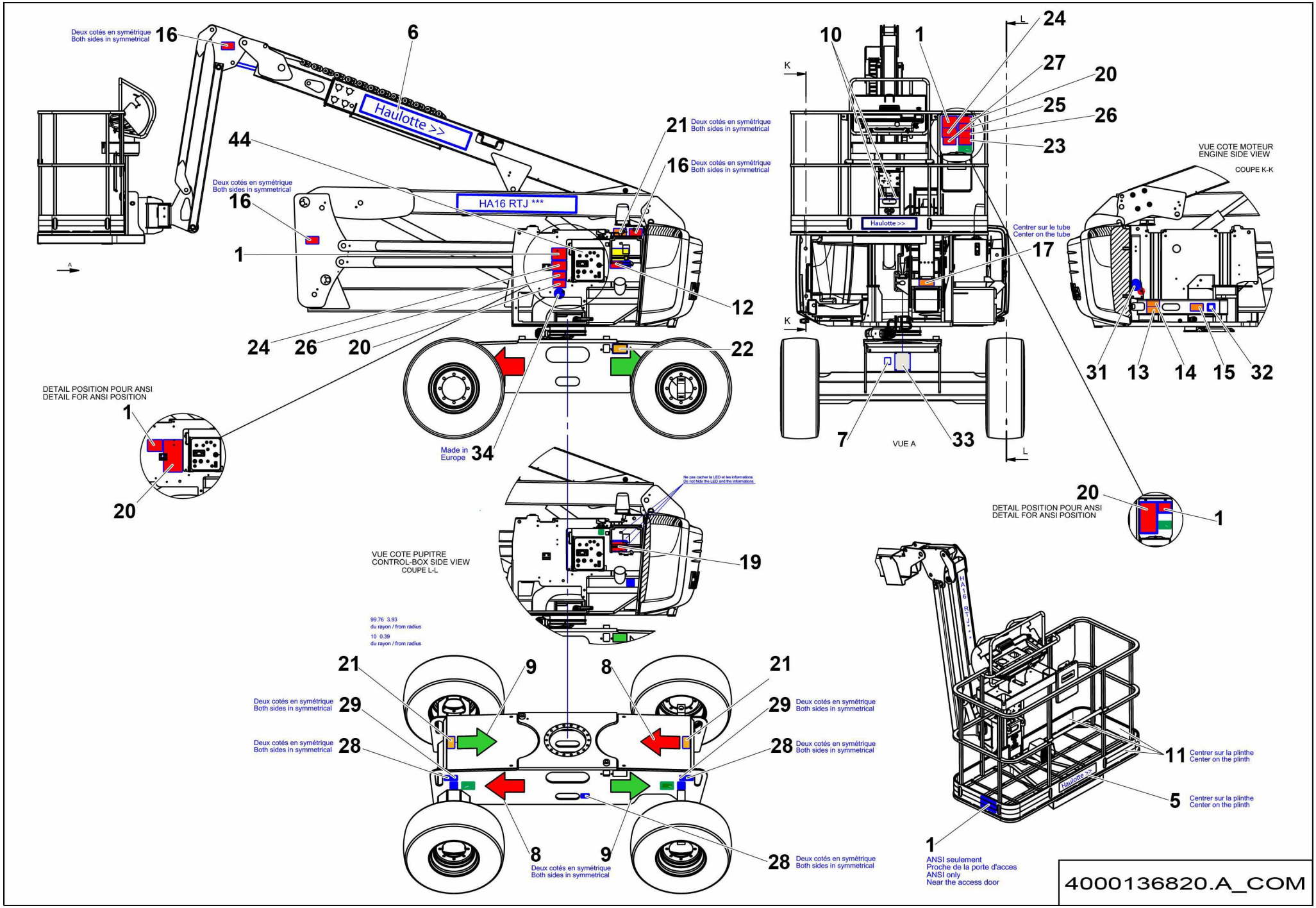
Deux cotés en symétrique
Both sides in symmetrical
16
6
Haulotte >>
44
21
16
HA16 RTJ ***
1
12
24
26
20
22
Made in
Europe
34
DETAIL POSITION POUR ANSI
DETAIL FOR ANSI POSITION
1
20
10
1
24
27
20
25
26
23
K
L
Haulotte >>
Centrer sur le tube
Center on the tube
17
7
VUE A
33
VUE COTE MOTEUR
ENGINE SIDE VIEW
COUPE K-K
31
13
14
15
32
20
1
DETAIL POSITION POUR ANSI
DETAIL FOR ANSI POSITION
VUE COTE PUPITRE
CONTROL-BOX SIDE VIEW
COUPE L-L
19
99.76 3.93
du rayon / from radius
10 0.39
du rayon / from radius
21
9
8
29
28
Deux cotés en symétrique
Both sides in symmetrical
11
Centrer sur la plinthe
Center on the plinth
5
Centrer sur la plinthe
Center on the plinth
1
ANSI seulement
Proche de la porte d'acces
ANSI only
Near the access door
4000136820.A_COM

▲ ÉTIQUETTES COMMUNES SAUF USA-CAN
COMMON EXCEPT USA-CAN LABELS

CE HA16 RTJ / RTJO / RTJ PRO

Rep.	Désignation	Designation	Specification	Qty	Code	Up to / jusqu'à
32	BATTERIE	BATTERY	-	1	4000071970	
33	PLAQUE CONSTRUCTEUR	MANUFACTURER PLATE	TOUS PAYS OR USA & CA	1	307P218070	
34	ÉTIQUETTE	LABEL	MADE IN EUROPE	1	4000137690	

▲ ÉTIQUETTES SPECIFIC + COMMERCIAL
SPECIFIC + COMMERCIAL LABELS

CE HA16RTJ / RTJO / RTJ PRO

Rep.	Désignation	Designation	Specification	Qty	Code	Up to / jusqu'à
1.1	HAUTEUR CHARGE	HEIGHT LOAD	HA16 RTJ - RTJO / RTJ PRO	1	4000138310	
1A/B/C	HAUTEUR CHARGE	HEIGHT LOAD	HA16 RTJ - RTJO / RTJ PRO	1	4000101950	
2A	PRESSION - EFFORT AU SOL	GROUND PRESSURE - LOAD	HA16RTJ EUR	1	4000201400	
2D	PRESSION - EFFORT AU SOL	GROUND PRESSURE - LOAD	HA46RTJ ANSI	1	4000201410	
3A	NOM COMMERCIAL	COMMERCIAL NAME	HA16 RTJ HORIZONTAL	1	4000138100	
3.1A	NOM COMMERCIAL	COMMERCIAL NAME	HA16 RTJ HORIZONTAL MACHINES FONCÉES / DARK MACHINES	1	4000138220	
3B	NOM COMMERCIAL	COMMERCIAL NAME	HA16 RTJO HORIZONTAL	1	4000101940	
3.1B	NOM COMMERCIAL	COMMERCIAL NAME	HA16 RTJO HORIZONTAL MACHINES FONCÉES / DARK MACHINES	1	4000138200	
3C	NOM COMMERCIAL	COMMERCIAL NAME	HA16 RTJ PRO HORIZONTAL	1	4000138120	
3.1C	NOM COMMERCIAL	COMMERCIAL NAME	HA16 RTJ PRO HORIZONTAL MACHINES FONCÉES / DARK MACHINES	1	4000138240	
4A	NOM COMMERCIAL	COMMERCIAL NAME	HA16 RTJ VERTICAL	1	4000138090	
4.1A	NOM COMMERCIAL	COMMERCIAL NAME	HA16 RTJ VERTICAL MACHINES FONCÉES / DARK MACHINES	1	4000138210	
4B	NOM COMMERCIAL	COMMERCIAL NAME	HA16 RTJO VERTICAL	1	4000101930	
4.1B	NOM COMMERCIAL	COMMERCIAL NAME	HA16 RTJO VERTICAL MACHINES FONCÉES / DARK MACHINES	1	4000138190	
4C	NOM COMMERCIAL	COMMERCIAL NAME	HA16 RTJ PRO VERTICAL	1	4000138110	
4.1C	NOM COMMERCIAL	COMMERCIAL NAME	HA16 RTJ PRO VERTICAL MACHINES FONCÉES / DARK MACHINES	1	4000138230	

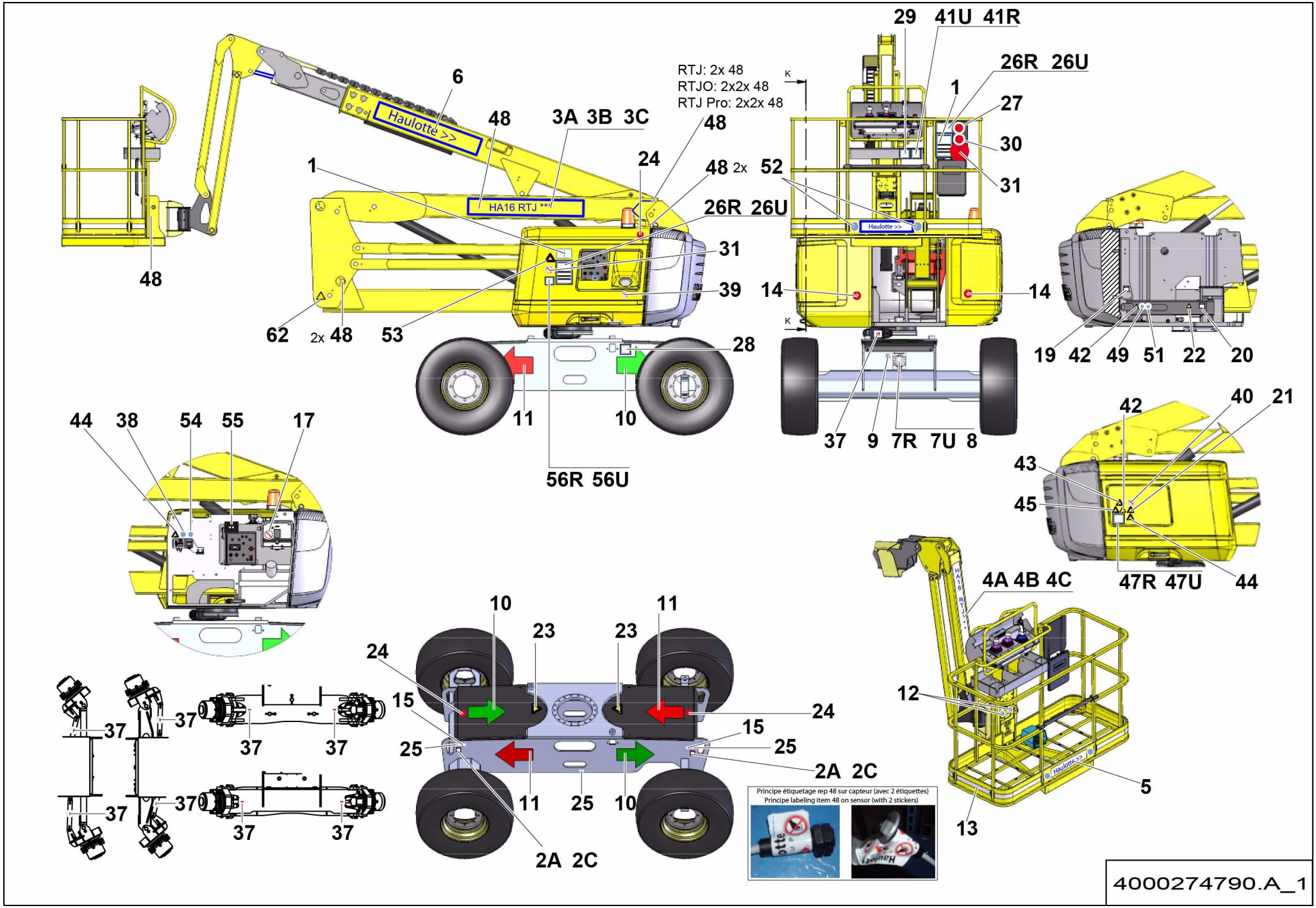

4000274790.A_1

▲ ÉTIQUETTES RUSSIE ET UKRAINE
RUSSIA AND UKRAINE LABELS

HA16RTJ / RTJO / RTJ PRO

Rep.	Désignation	Designation	Specification	Qty	Code	Up to / jusqu'à
1	HAUTEUR PLANCHER+CHARGE	LOAD HEIGHT		2	4000270060	
2A	PRESSION - EFFORT AU SOL	GROUND PRESSURE - LOAD	ROUES / WHEELS - RTJ	4	4000201400	
2C	PRESSION - EFFORT AU SOL	GROUND PRESSURE - LOAD	ROUES / WHEELS - RTJ PRO	4	4000243440	
3A	NOM COMMERCIAL HORIZONTAL	COMMERCIAL NAME HORIZONTAL	HA16 RTJ	1	4000138100	
3B	NOM COMMERCIAL HORIZONTAL	COMMERCIAL NAME HORIZONTAL	HA16 RTJ O	1	4000101940	
3C	NOM COMMERCIAL HORIZONTAL	COMMERCIAL NAME HORIZONTAL	HA16 RTJPRO	1	4000138120	
4A	NOM COMMERCIAL VERTICAL	COMMERCIAL NAME VERTICAL	HA16 RTJ	1	4000138090	
4B	NOM COMMERCIAL VERTICAL	COMMERCIAL NAME VERTICAL	HA16 RTJ O	1	4000101930	
4C	NOM COMMERCIAL VERTICAL	COMMERCIAL NAME VERTICAL	HA16 RTJPRO	1	4000138110	
5	GRAPHISME HAULOTTE	HAULOTTE LOGO	500 X 100	1	307P217080	
6	GRAPHISME HAULOTTE	HAULOTTE LOGO	1040 X 160	1	307P217780	
7R	PLAQUE CONSTRUCTEUR	MANUFACTURER PLATE	RUSSIE / RUSSIA	1	307P227820	
7U	PLAQUE CONSTRUCTEUR	MANUFACTURER PLATE	UKRAINE	1	307P227830	
8	RIVET AVEUGLE	BLIND RIVET	TAPD 48 BS	4	2421803570	
9	PUISSANCE ACOUSTIQUE	SOUND POWER	104 DB	1	3078148700	
10	GESTION DES MOUVEMENTS	FLÈCHE VERTE / GREEN ARROW		3	3078143930	
11	GESTION DES MOUVEMENTS	FLÈCHE ROUGE / RED ARROW		3	3078143940	
12	FIXATION DU HARNAIS	HARNESS FIXING	PETIT / SMALL	2	307P226710	
13	ADHÉSIF JAUNE ET NOIR	YELLOW AND BLACK ADHESIVE TAPE		4,5M	2421808660	
14	NE PAS STATIONNER	DO NOT PARK		2	307P227000	
15	POINT ANCRAGE LEVAGE	LIFTING ANCHOR POINT		4	4000135960	
17	ARROSAGE PAR PRESSION INTERDIT	WATERING PRESSURE FORBIDDEN	PETIT / SMALL	1	307P226780	
19	BATTERIE	BATTERY	+	1	4000071960	
20	INDICATION - EXPLICATION	- BATTERIE / BATTERY		1	4000071970	
21	RISQUE GENERAL	GENERAL RISK	PETIT / SMALL	2	307P226840	
22	ÉTIQUETTE BLESSURE MAIN	HAND INJURY LABEL	BRÛLURE / BURN	1	4000200810	

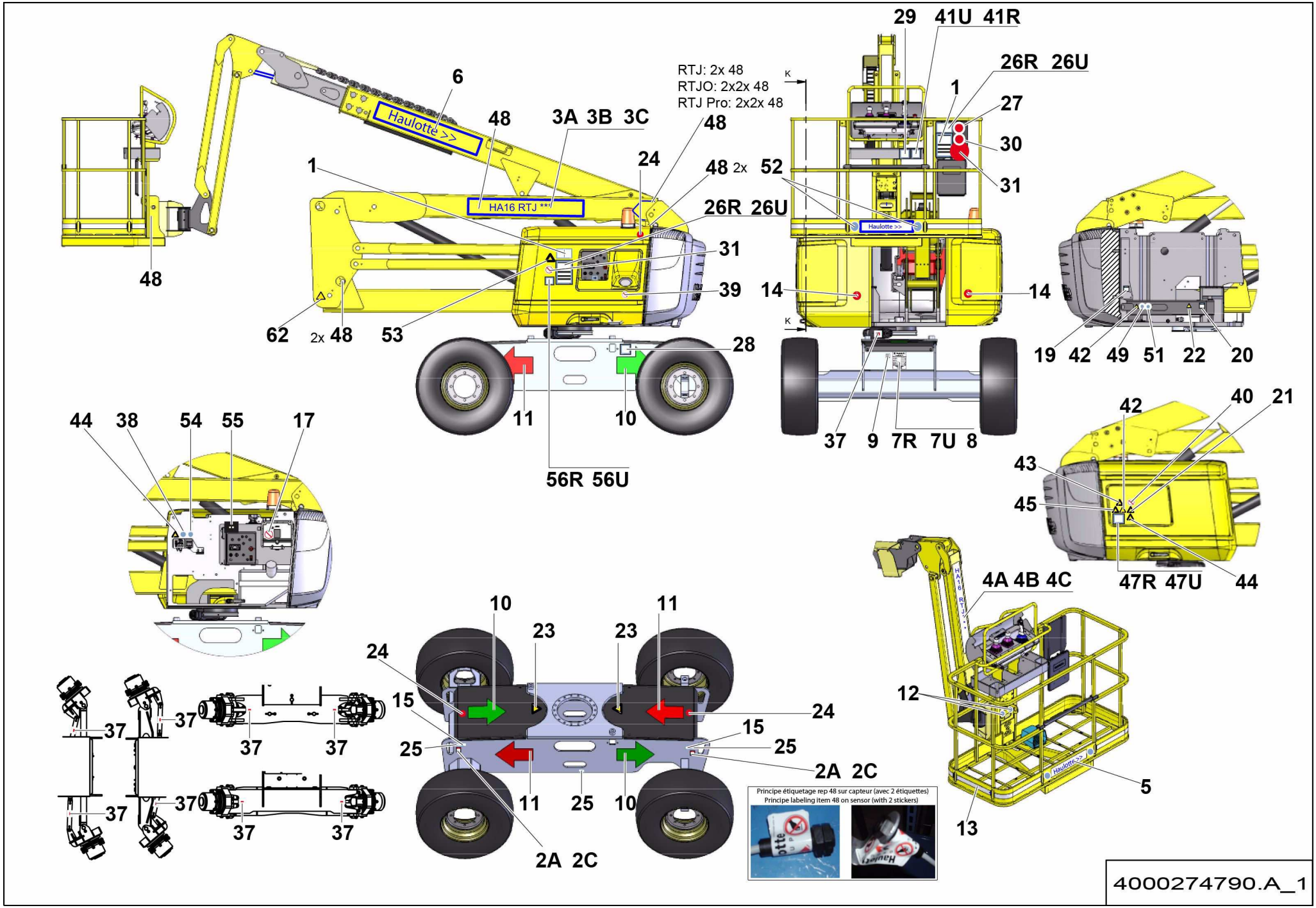
RTJ: 2x 48
RTJO: 2x2x 48
RTJ Pro: 2x2x 48
Haulotte >>
HA16 RTJ ***
6
48
3A 3B 3C
24
1
48 2x
52
26R 26U
31
39
62
2x 48
53
28
11
10
56R 56U
29
41U 41R
26R 26U
27
30
14
19 42 49 51 22 20
37 9 7R 7U 8
44 38 54 55 17
42 40 21
43
45
47R 47U
4A 4B 4C
12
5
13
10 23 23 11
24
15
25
2A 2C
37
Principe étiquetage rep 48 sur capteur (avec 2 étiquettes)
Principe labeling item 48 on sensor (with 2 stickers)
4000274790.A_1

Rep.	Désignation	Designation	Specification	Qty	Code	Up to / jusqu'à
23	RISQUE D'ECRASEMENT	RISK OF CRUSHING		2	307P227690	
24	NE PAS POSER	DO NOT STAND		4	307P227010	
25	POINT ANCRAGE TRACTION	TRACTION ANCHOR POINT		6	4000135970	
26R	CONSIGNE D'UTILISATION	USE INSTRUCTIONS	RUSSIE / RUSSIA	2	307P225160	
26U	CONSIGNE D'UTILISATION	USE INSTRUCTIONS	UKRAINE	2	307P227850	
27	BARRE COULISSANTE	SLIDING BAR		1	307P226950	
28	ENLEVER BROCHE	REMOVE PIN		1	307P227810	
29	SENS TRANSLATION	TRAVEL DIRECTION		1	307P227040	
30	MASSE SOUDURE	WELDING MASS		1	307P226970	
31	ELECTROCUTION	ELECTROCUTION		2	307P226960	
37	POINT DE GRAISSAGE	GREASE POINT	RTJ: 5 - RTJO /RTJPRO: 9	5	307P219370	
38	DÉBRANCHER OBLIGATOIR	DISCONNECT OBLIGATORY		1	307P226690	
39	FLAMME NUE INTERDITE	FLAME PROHIBITED	Ø47	1	307P226750	
40	INTERDICTION DE FUMER	NO SMOKING	PETIT / SMALL	1	307P226760	
41R	LIRE MANUEL	READ MANUAL	RUSSIE / RUSSIA	1	307P227190	
41U	LIRE MANUEL	READ MANUAL	UKRAINE	1	307P227840	
42	RISQUE BATTERIE	BATTERY RISK	PETIT / SMALL	2	307P226790	
43	RISQUE D'INCENDIE	FIRE RHAZARD	PETIT / SMALL	2	307P226800	
44	RISQUE D'ELECTROCUTION	ELECTROCUTION RISK	PETIT / SMALL	2	307P226810	
45	RISQUE DE BRULURE	BURN RISK	PETIT / SMALL	1	307P226830	
47R	CONTROLE NIVEAU BATTERIE	BATTERY CHECK	RUSSIE / RUSSIA	1	307P227180	
47U	CONTROLE NIVEAU BATTERIE	BATTERY CHECK	UKRAINE	1	307P227860	
48	CONTACTEUR INVIOLABLE	TAMPER SWITCH	RTJ:8-RTJO/RTJPRO:10	8	307P227450	
49	LUNETTE OBLIGATOIR	OBLIGATORY GLASSES		1	307P226670	
50	CASQUE OBLIGATOIR	OBLIGATORY HELMET	PETIT / SMALL	1	307P226680	
51	PROTECTION DES MAINS	HAND PROTECTION	PETIT / SMALL	1	307P226700	

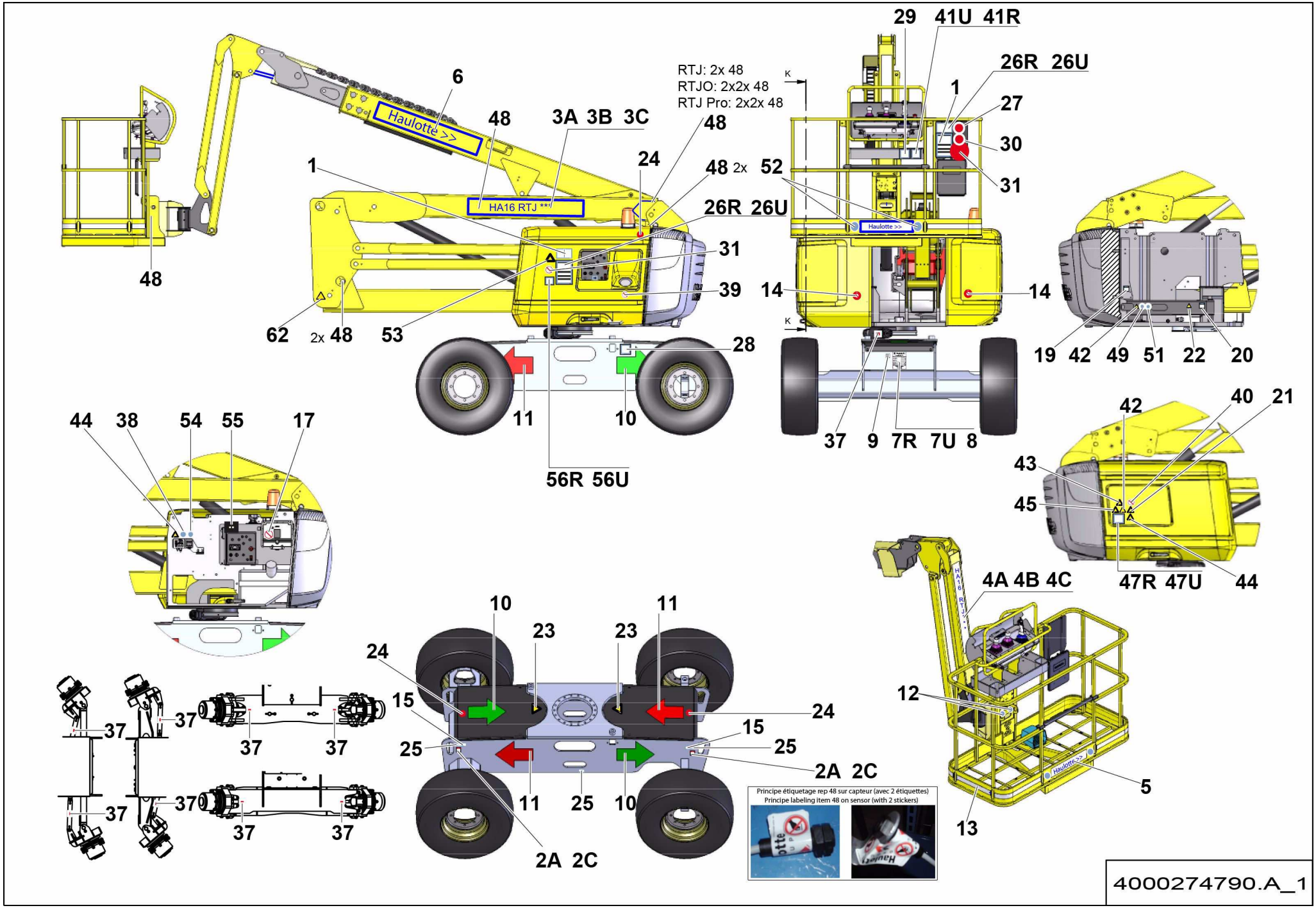
RTJ: 2x 48
RTJO: 2x2x 48
RTJ Pro: 2x2x 48
Haulotte >>
HA16 RTJ ***
48
6
3A 3B 3C
24
1
48 2x
52
26R 26U
31
39
62
2x 48
53
28
11
10
56R 56U
29
41U 41R
26R 26U
27
30
14
37
9
7R 7U 8
19 42 49 51 22 20
44 38 54 55 17
42
40 21
43
45
47R 47U
44
4A 4B 4C
12
5
13
15
25
2A 2C
23
Principe étiquetage rep 48 sur capteur (avec 2 étiquettes)
Principe labeling item 48 on sensor (with 2 stickers)
4000274790.A_1

Rep.	Désignation	Designation	Specification	Qty	Code	Up to / jusqu'à
52	PASSAGE OBLIGATOIRE	OBLIGATORY PASSAGE	GRAND / BIG	2	307P227510	
53	RISQUE BAS COTE INSTABLE	LOWER SIDE INSTABILITY RISK	GRAND / BIG	1	307P227680	
54	PRISE 12V	12 V PLUG SOCKET		1	307P227700	
55	HUILE GRAND FROID	COLD WEATHER OIL		1	307P223700	
56R	DÉVERS	SLOPE	RUSSIE / RUSSIA	1	307P227060	
56U	DÉVERS	SLOPE	UKRAINE	1	307P227870	
62	ECRASEMENT CORPS	BODY CRUSHING	GRAND / BIG	2	307P227670	

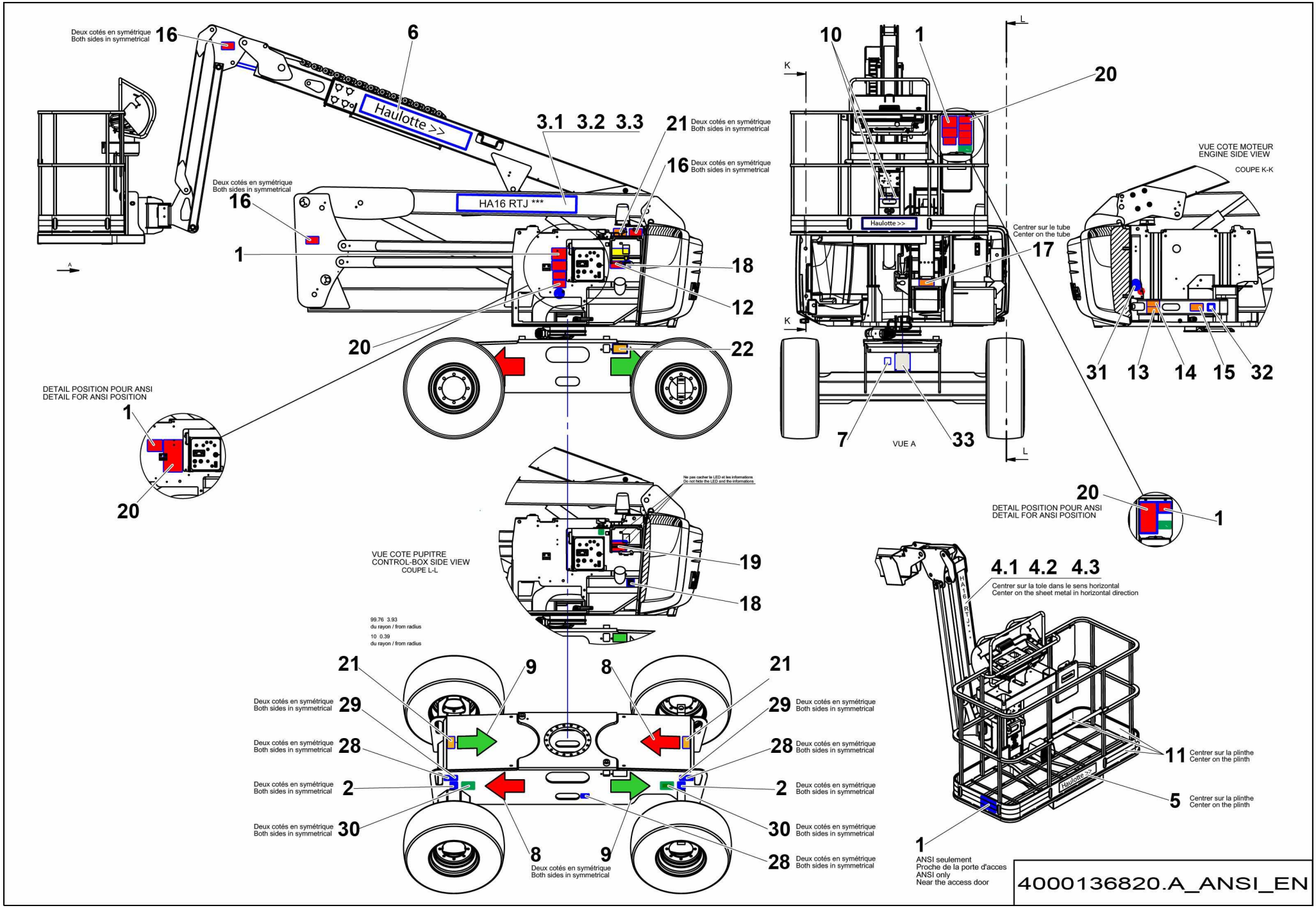
Deux cotés en symétrique
Both sides in symmetrical
16
6
Haulotte >>
3.1 3.2 3.3
21
16
HA16 RTJ ***
1
18
12
20
22
DETAIL POSITION POUR ANSI
DETAIL FOR ANSI POSITION
10
1
20
K
L
Haulotte >>
Centrer sur le tube
Center on the tube
17
7
33
VUE A
VUE COTE MOTEUR
ENGINE SIDE VIEW
COUPE K-K
31
13
14
15
32
Ne pas cacher la LED et les informations
Do not hide the LED and the informations
19
18
VUE COTE PUPITRE
CONTROL-BOX SIDE VIEW
COUPE L-L
99.76 3.93
du rayon / from radius
10 0.39
du rayon / from radius
21
9
8
29
28
2
30
4.1 4.2 4.3
Centrer sur la tole dans le sens horizontal
Center on the sheet metal in horizontal direction
11
Centrer sur la plinthe
Center on the plinth
5
ANSI seulement
Proche de la porte d'acces
ANSI only
Near the access door
4000136820.A_ANSI_EN

▲ ÉTIQUETTES ANGLAIS ANSI HA46 RTJO / RTJ PRO

ENGLISH LABELS

Rep.	Désignation	Designation	Specification	Qty	Code	Up to / jusqu'à
1	HAUTEUR CHARGE	LOAD HEIGHT	SIMPLE CHARGE - VENT / SINGLE LOAD - WIND 45KM/H	2	4000101090	
2	PRESSION - EFFORT AU SOL	GROUND PRESSURE - LOAD	ROUES / WHEELS	3	4000201410	
3.1	NOM COMMERCIAL HORIZONTAL	COMMERCIAL NAME HORIZONTAL	HA46 RTJ	4	4000138160	
3.2	NOM COMMERCIAL HORIZONTAL	COMMERCIAL NAME HORIZONTAL	HA46 RTJ O	4	4000138140	
3.3	NOM COMMERCIAL HORIZONTAL	COMMERCIAL NAME HORIZONTAL	HA46 RTJ PRO	4	4000138180	
4.1	NOM COMMERCIAL VERTICAL	COMMERCIAL NAME VERTICAL	HA46 RTJ	1	4000138150	
4.2	NOM COMMERCIAL VERTICAL	COMMERCIAL NAME VERTICAL	HA46 RTJ O	1	4000138130	
4.3	NOM COMMERCIAL VERTICAL	COMMERCIAL NAME VERTICAL	HA46 RTJ PRO	1	4000138170	
5	GRAPHISME HAULOTTE	HAULOTTE LOGO	500 X 100	1	307P217080	
6	GRAPHISME HAULOTTE	HAULOTTE LOGO	1040 X 160	1	307P217780	
7	PUISSANCE ACOUSTIQUE	SOUND POWER	104 DB	1	3078148700	
8	GESTION DES MOUVEMENTS	MOVEMENTS MANAGEMENT	FLÈCHE VERTE / GREEN ARROW	3	3078143930	
9	GESTION DES MOUVEMENTS	MOVEMENTS MANAGEMENT	FLÈCHE ROUGE / RED ARROW	3	3078143940	
10	POINT ANCRAGE HARNAIS	HARNESS ANCHORAGE POINT		2	307P216290	
11	ADHÉSIF JAUNE ET NOIR	YELLOW AND BLACK ADHESIVE TAPE		1	2421808660	
12	RISQUE EXPLOSION	EXPLOSION RISK		1	4000025010	
13	ÉTIQUETTE BLESSURE MAIN	HAND INJURY LABEL	VENTILATEUR / FAN	1	4000025020	
14	ÉTIQUETTE BLESSURE MAIN	HAND INJURY LABEL	BATTERIE / BATTERY	1	4000025030	
15	ÉTIQUETTE BLESSURE MAIN	HAND INJURY LABEL	BRÛLURE / BURN	1	4000025040	
16	ÉCRASEMENT CORPS	BODY CRUSHING	NO MAN'S LAND	6	4000024640	
17	ÉCRASEMENT MAINS	HAND INJURY		1	4000024770	
18	INDICATION - EXPLICATION	INFORMATION-EXPLANATION	SEULEMENT GASOIL / DIESEL FUEL ONLY	2	4000201430	
19	DANGER ÉLECTROCUTION	ELECTROCUTION DANGER	PROJECTION EAU / WATER SPRAYING	1	4000024810	
20	DANGER / OPERATION DÉPANNAGE	DANGER / TROUBLESHOOTING	CONSIGNE UTILISATION / INSTRUC-TION	2	4000027570	
21	NE PAS POSER LE PIEDS	DO NOT PLACE THE FEET		4	4000024840	
22	DANGER COLLISION	COLLISION DANGER	BROCHE / PIN	1	4000024830	

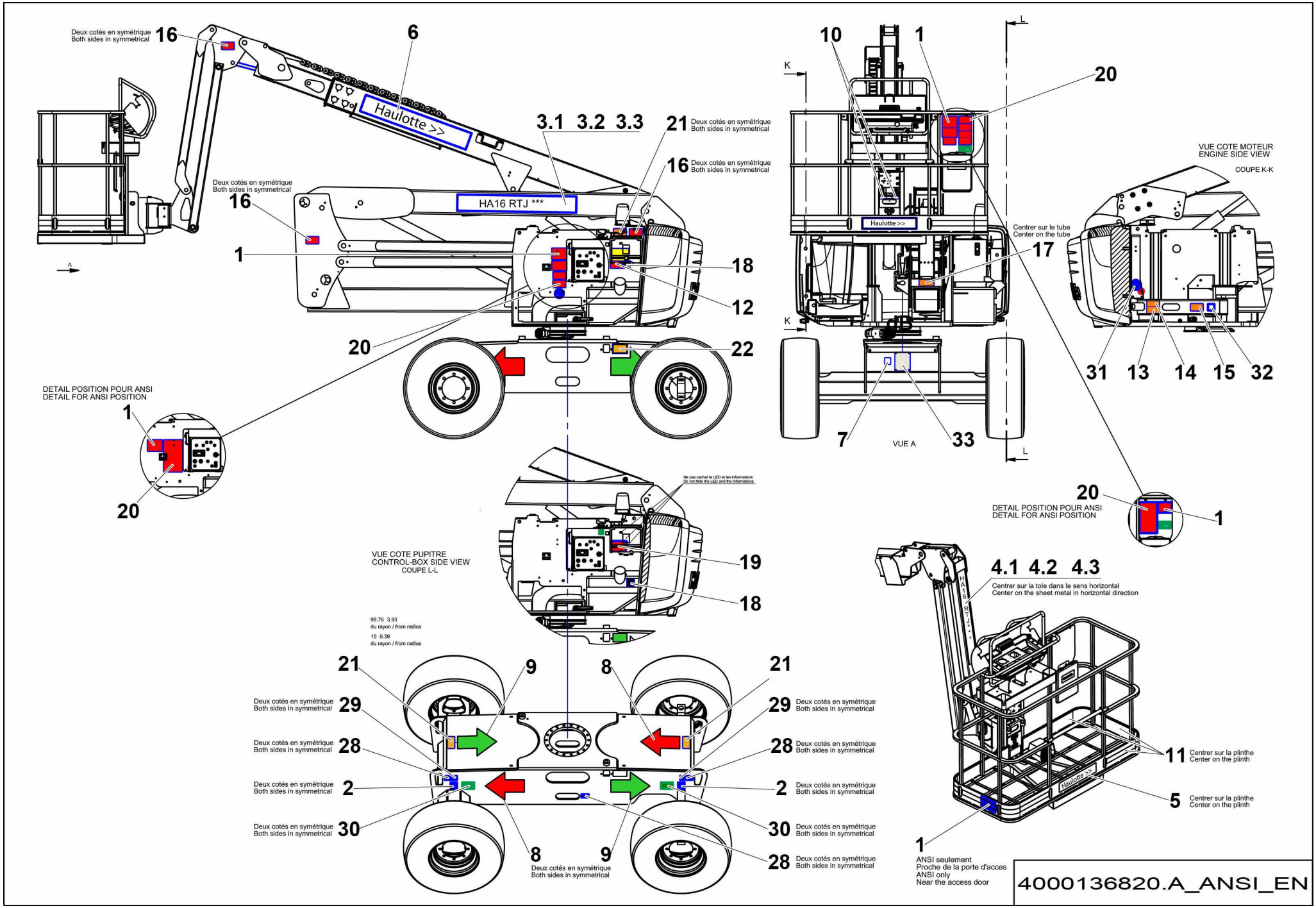
Deux cotés en symétrique
Both sides in symmetrical
16
6
Haulotte >>
3.1 3.2 3.3
21
16
HA16 RTJ ***
1
18
12
20
22
DETAIL POSITION POUR ANSI
DETAIL FOR ANSI POSITION
10
1
20
K
L
Haulotte >>
Centrer sur le tube
Center on the tube
17
7
33
VUE A
VUE COTE MOTEUR
ENGINE SIDE VIEW
COUPE K-K
31
13
14
15
32
Ne pas cacher la LED et les informations
Do not hide the LED and the informations
19
VUE COTE PUPITRE
CONTROL-BOX SIDE VIEW
COUPE L-L
99.76 3.93
du rayon / from radius
10 0.39
du rayon / from radius
9
8
29
28
2
30
4.1 4.2 4.3
Centrer sur la tole dans le sens horizontal
Center on the sheet metal in horizontal direction
11
Centrer sur la plinthe
Center on the plinth
5
ANSI seulement
Proche de la porte d'acces
ANSI only
Near the access door
4000136820.A_ANSI_EN

▲ ÉTIQUETTES ANGLAIS
ENGLISH LABELS

ANSI HA46 RTJO / RTJ PRO

Rep.	Désignation	Designation	Specification	Qty	Code	Up to / jusqu'à
28	POINT ANCRAGE TRACTION	TRACTION ANCHORAGE POINT		6	4000027310	
29	POINT ANCRAGE LEVAGE	LIFTING ANCHORAGE POINT		4	4000027330	
30	DANGER - PNEUS MOUSSE OU PLEIN UNIQUEMENT	DANGER - FOAM FILLED OR SOLID TIRES ONLY		4	4000130940	
31	INDICATION - EXPLICATION	INFORMATION-EXPLANATION	+ BATTERIE / BATTERY	1	4000071960	
32	INDICATION - EXPLICATION	INFORMATION-EXPLANATION	- BATTERIE / BATTERY	1	4000071970	
33	PLAQUE CONSTRUCTEUR	MANUFACTURER PLATE	VOIR POUR GRAVAGE / SEE FOR ENGRAVING SPE DE 0076	1	307P218170	

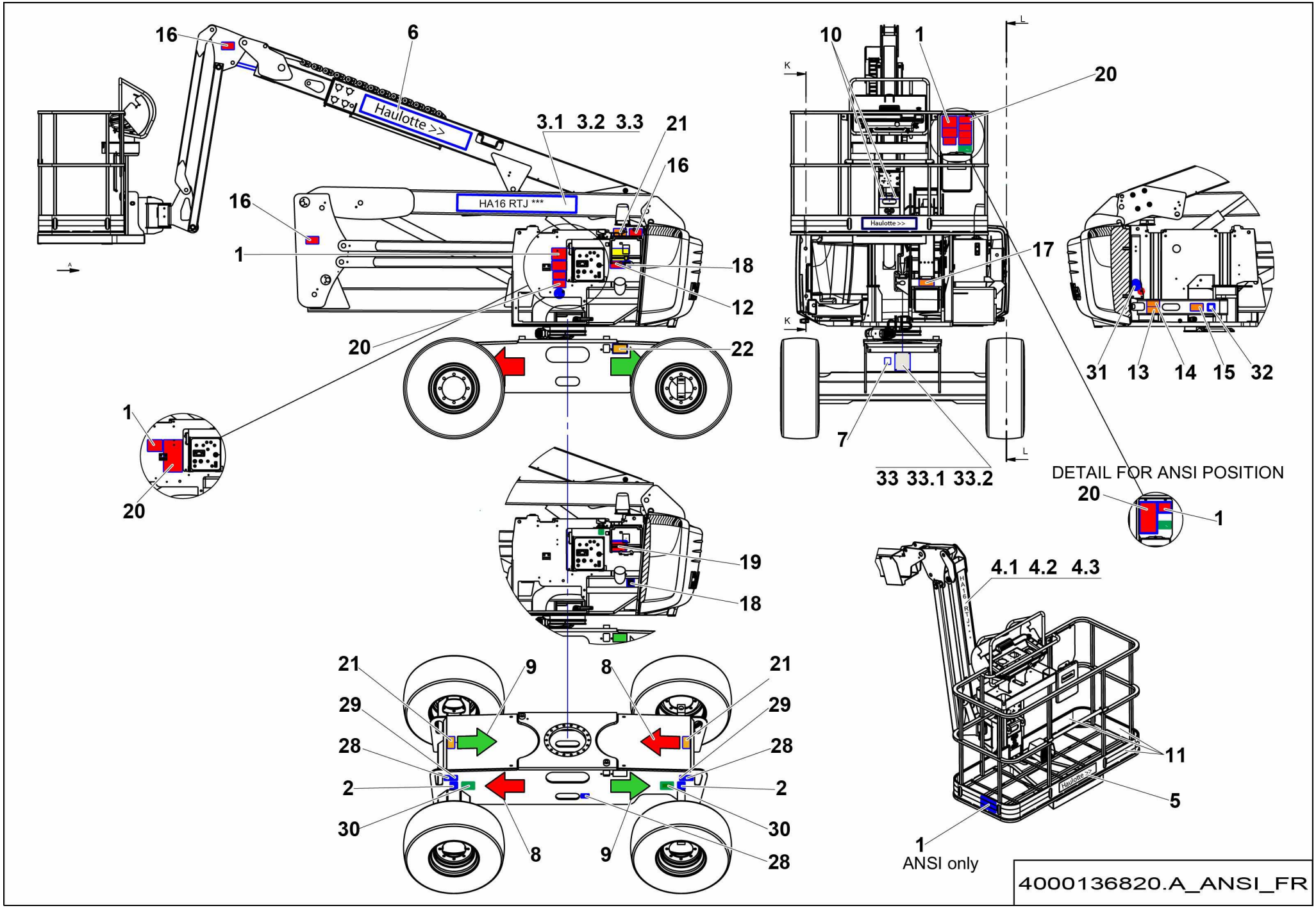

4000136820.A_ANSI_FR

▲ ÉTIQUETTES FRANÇAIS FRENCH LABELS

ANSI HA46 RTJO / RTJ PRO

Rep.	Désignation	Designation	Specification	Qty	Code	Up to / jusqu'à
1	HAUTEUR CHARGE	LOAD HEIGHT	SIMPLE CHARGE - VENT / SINGLE LOAD - WIND 45KM/H	2	4000101100	
2	PRESSION - EFFORT AU SOL	GROUND PRESSURE - LOAD	ROUES / WHEELS	3	4000201410	
3.1	NOM COMMERCIAL HORIZONTAL	COMMERCIAL NAME HORIZONTAL	HA46 RTJ	4	4000138160	
3.2	NOM COMMERCIAL HORIZONTAL	COMMERCIAL NAME HORIZONTAL	HA46 RTJ O	4	4000138140	
3.3	NOM COMMERCIAL HORIZONTAL	COMMERCIAL NAME HORIZONTAL	HA46 RTJ PRO	4	4000138180	
4.1	NOM COMMERCIAL VERTICAL	COMMERCIAL NAME VERTICAL	HA46 RTJ	1	4000138150	
4.2	NOM COMMERCIAL VERTICAL	COMMERCIAL NAME VERTICAL	HA46 RTJ O	1	4000138130	
4.3	NOM COMMERCIAL VERTICAL	COMMERCIAL NAME VERTICAL	HA46 RTJ PRO	1	4000138170	
5	GRAPHISME HAULOTTE	HAULOTTE LOGO	500 X 100	1	307P217080	
6	GRAPHISME HAULOTTE	HAULOTTE LOGO	1040 X 160	1	307P217780	
7	PUISSANCE ACOUSTIQUE	SOUND POWER	104 DB	1	3078148700	
8	GESTION DES MOUVEMENTS	MOVEMENTS MANAGEMENT	FLÈCHE VERTE / GREEN ARROW	3	3078143930	
9	GESTION DES MOUVEMENTS	MOVEMENTS MANAGEMENT	FLÈCHE ROUGE / RED ARROW	3	3078143940	
10	POINT ANCRAGE HARNAIS	HARNESS ANCHORAGE POINT		2	307P216290	
11	ADHÉSIF JAUNE ET NOIR	YELLOW AND BLACK ADHESIVE TAPE		1	2421808660	
12	RISQUE EXPLOSION	EXPLOSION RISK		1	4000068130	
13	ÉTIQUETTE BLESSURE MAIN	HAND INJURY LABEL	VENTILATEUR / FAN	1	4000068100	
14	ÉTIQUETTE BLESSURE MAIN	HAND INJURY LABEL	BATTERIE / BATTERY	1	4000068120	
15	ÉTIQUETTE BLESSURE MAIN	HAND INJURY LABEL	BRÛLURE / BURN	1	4000068110	
16	ÉCRASEMENT CORPS	BODY CRUSHING	NO MAN'S LAND	6	4000067680	
17	ÉCRASEMENT MAINS	HAND INJURY		1	4000067710	
18	INDICATION - EXPLICATION	INFORMATION-EXPLANATION	SEULEMENT GASOIL / DIESEL FUEL ONLY	2	4000201430	
19	DANGER ÉLECTROCUTION	ELECTROCUTION DANGER	PROJECTION EAU / WATER SPRAYING	1	4000068160	
20	DANGER / OPERATION DÉPANNAGE	DANGER / TROUBLESHOOTING	CONSIGNE UTILISATION / INSTRUC-TION	2	4000068880	
21	NE PAS POSER LE PIEDS	DO NOT PLACE THE FEET		4	4000068180	
22	DANGER COLLISION	COLLISION DANGER	BROCHE / PIN	1	4000068080	

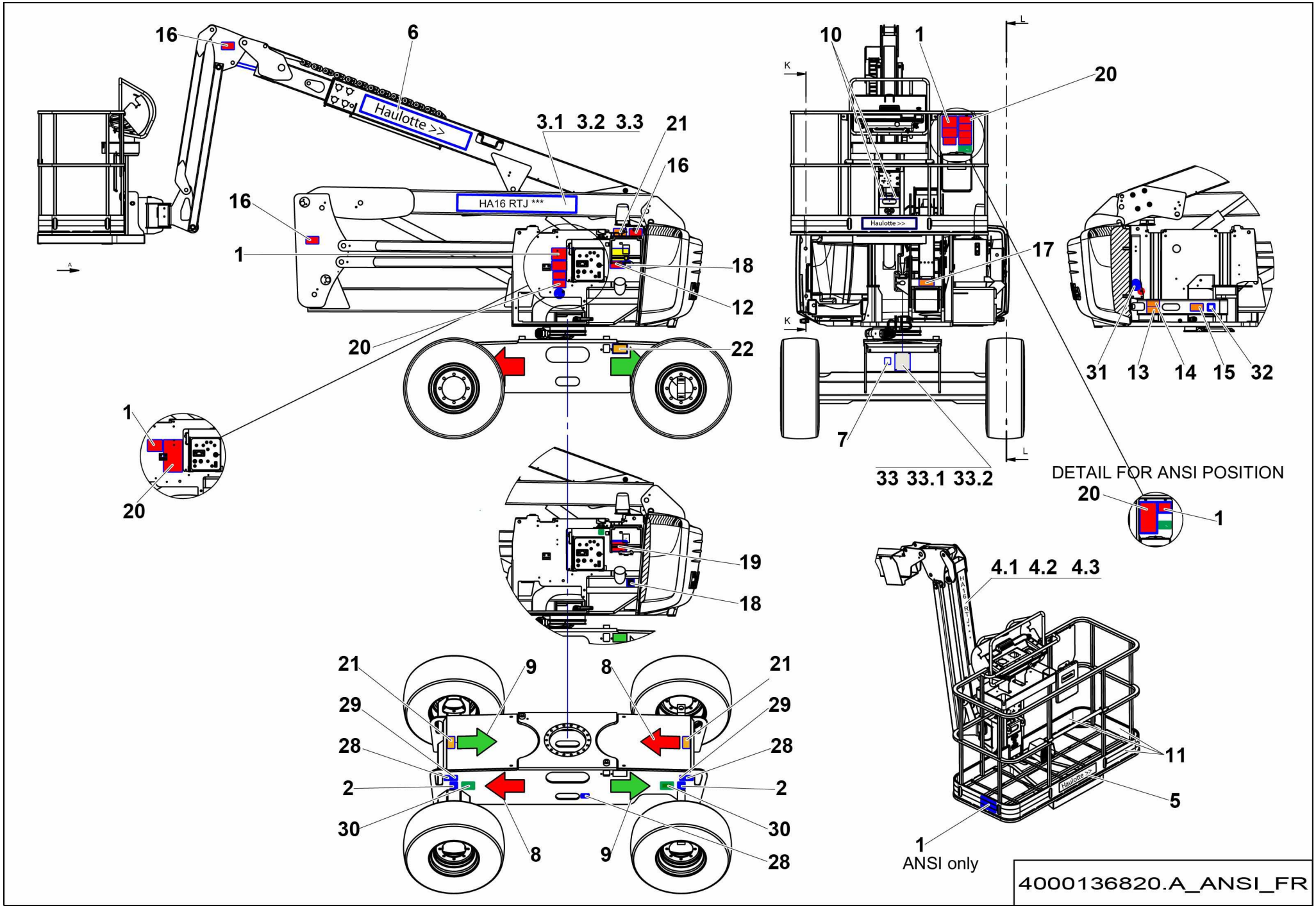
16
6
Haulotte >>
3.1 3.2 3.3
21
16
HA16 RTJ ***
16
1
18
12
20
22
1
20
10
1
20
K
K
L
L
Haulotte >>
17
7
33 33.1 33.2
31 13 14 15 32
DETAIL FOR ANSI POSITION
20
1
19
18
4.1 4.2 4.3
21
9
8
21
29
29
28
28
2
2
30
30
8
9
28
11
5
1
ANSI only
4000136820.A_ANSI_FR

▲ ÉTIQUETTES FRANÇAIS FRENCH LABELS

ANSI HA46 RTJO / RTJ PRO

Rep.	Désignation	Designation	Specification	Qty	Code	Up to / jusqu'à
28	POINT ANCRAGE TRACTION	TRACTION ANCHORAGE POINT		6	4000027310	
29	POINT ANCRAGE LEVAGE	LIFTING ANCHORAGE POINT		4	4000027330	
30	DANGER - PNEUS MOUSSE OU PLEIN UNIQUEMENT	DANGER - FOAM FILLED OR SOLID TIRES ONLY		4	4000131480	
31	INDICATION - EXPLICATION	INFORMATION-EXPLANATION	+ BATTERIE / BATTERY	1	4000071960	
32	INDICATION - EXPLICATION	INFORMATION-EXPLANATION	- BATTERIE / BATTERY	1	4000071970	
33	PLAQUE CONSTRUCTEUR	MANUFACTURER PLATE	VOIR POUR GRAVAGE / SEE FOR ENGRAVING SPE DE 0076	1	307P218170	
33.1	PLAQUE CONSTRUCTEUR	MANUFACTURER PLATE		1	4000088480	
33.2	PLAQUE CONSTRUCTEUR	MANUFACTURER PLATE	FOR MADE IN ARCHBOLD MACHINES NORTH AMERICA	1	4000025540	

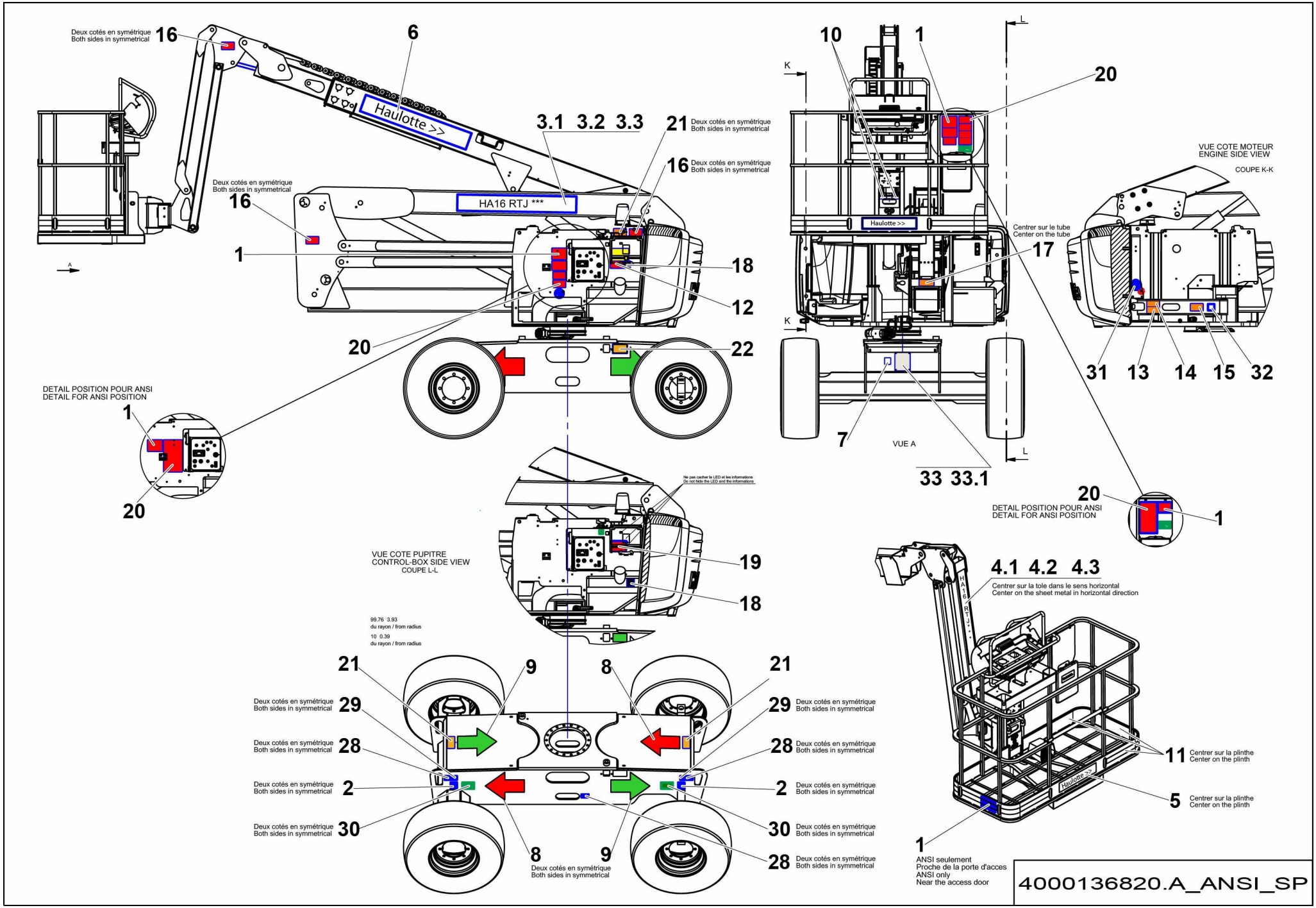
Deux cotés en symétrique
Both sides in symmetrical
16
6
Haulotte >>
3.1 3.2 3.3
21
16
HA16 RTJ ***
1
18
12
20
22
DETAIL POSITION POUR ANSI
DETAIL FOR ANSI POSITION
10
1
20
K
L
Haulotte >>
Centrer sur le tube
Center on the tube
17
7
VUE A
33 33.1
VUE COTE MOTEUR
ENGINE SIDE VIEW
COUPE K-K
31 13 14 15 32
Ne pas cacher la LED et les informations
Do not hide the LED and the informations
19
VUE COTE PUPITRE
CONTROL-BOX SIDE VIEW
COUPE L-L
99.76 3.93
du rayon / from radius
10 0.39
du rayon / from radius
29
28
2
30
9
8
4.1 4.2 4.3
Centrer sur la tole dans le sens horizontal
Center on the sheet metal in horizontal direction
11
Centrer sur la plinthe
Center on the plinth
5
ANSI seulement
Proche de la porte d'acces
ANSI only
Near the access door
4000136820.A_ANSI_SP

▲ ÉTIQUETTES ESPAGNOL SPANISH LABELS

ANSI HA46 RTJO / RTJ PRO

Rep.	Désignation	Designation	Specification	Qty	Code	Up to / jusqu'à
1	HAUTEUR CHARGE	LOAD HEIGHT	SIMPLE CHARGE - VENT / SINGLE LOAD - WIND 45KM/H	2	4000101110	
2	PRESSION - EFFORT AU SOL	GROUND PRESSURE - LOAD	ROUES / WHEELS	3	4000201410	
3.1	NOM COMMERCIAL HORIZONTAL	COMMERCIAL NAME HORIZONTAL	HA46 RTJ	4	4000138160	
3.2	NOM COMMERCIAL HORIZONTAL	COMMERCIAL NAME HORIZONTAL	HA46 RTJ O	4	4000138140	
3.3	NOM COMMERCIAL HORIZONTAL	COMMERCIAL NAME HORIZONTAL	HA46 RTJ PRO	4	4000138180	
4.1	NOM COMMERCIAL VERTICAL	COMMERCIAL NAME VERTICAL	HA46 RTJ	1	4000138150	
4.2	NOM COMMERCIAL VERTICAL	COMMERCIAL NAME VERTICAL	HA46 RTJ O	1	4000138130	
4.3	NOM COMMERCIAL VERTICAL	COMMERCIAL NAME VERTICAL	HA46 RTJ PRO	1	4000138170	
5	GRAPHISME HAULOTTE	HAULOTTE LOGO	500 X 100	1	307P217080	
6	GRAPHISME HAULOTTE	HAULOTTE LOGO	1040 X 160	1	307P217780	
7	PUISSANCE ACOUSTIQUE	SOUND POWER	104 DB	1	3078148700	
8	GESTION DES MOUVEMENTS	MOVEMENTS MANAGEMENT	FLÈCHE VERTE / GREEN ARROW	3	3078143930	
9	GESTION DES MOUVEMENTS	MOVEMENTS MANAGEMENT	FLÈCHE ROUGE / RED ARROW	3	3078143940	
10	POINT ANCRAGE HARNAIS	HARNESS ANCHORAGE POINT		2	307P216290	
11	ADHÉSIF JAUNE ET NOIR	YELLOW AND BLACK ADHESIVE TAPE		1	2421808660	
12	RISQUE EXPLOSION	EXPLOSION RISK		1	4000086560	
13	ÉTIQUETTE BLESSURE MAIN	HAND INJURY LABEL	VENTILATEUR / FAN	1	4000086530	
14	ÉTIQUETTE BLESSURE MAIN	HAND INJURY LABEL	BATTERIE / BATTERY	1	4000086550	
15	ÉTIQUETTE BLESSURE MAIN	HAND INJURY LABEL	BRÛLURE / BURN	1	4000086540	
16	ÉCRASEMENT CORPS	BODY CRUSHING	NO MAN'S LAND	6	4000086460	
17	ÉCRASEMENT MAINS	HAND INJURY		1	4000086490	
18	INDICATION - EXPLICATION	INFORMATION-EXPLANATION	SEULEMENT GASOIL / DIESEL FUEL ONLY	2	4000201430	
19	DANGER ÉLECTROCUTION	ELECTROCUTION DANGER	PROJECTION EAU / WATER SPRAYING	1	4000086590	
20	DANGER / OPERATION DÉPANNAGE	DANGER / TROUBLESHOOTING	CONSIGNE UTILISATION / INSTRUC-TION	2	4000086640	
21	NE PAS POSER LE PIEDS	DO NOT PLACE THE FEET		4	4000086610	
22	DANGER COLLISION	COLLISION DANGER	BROCHE / PIN	1	4000086510	

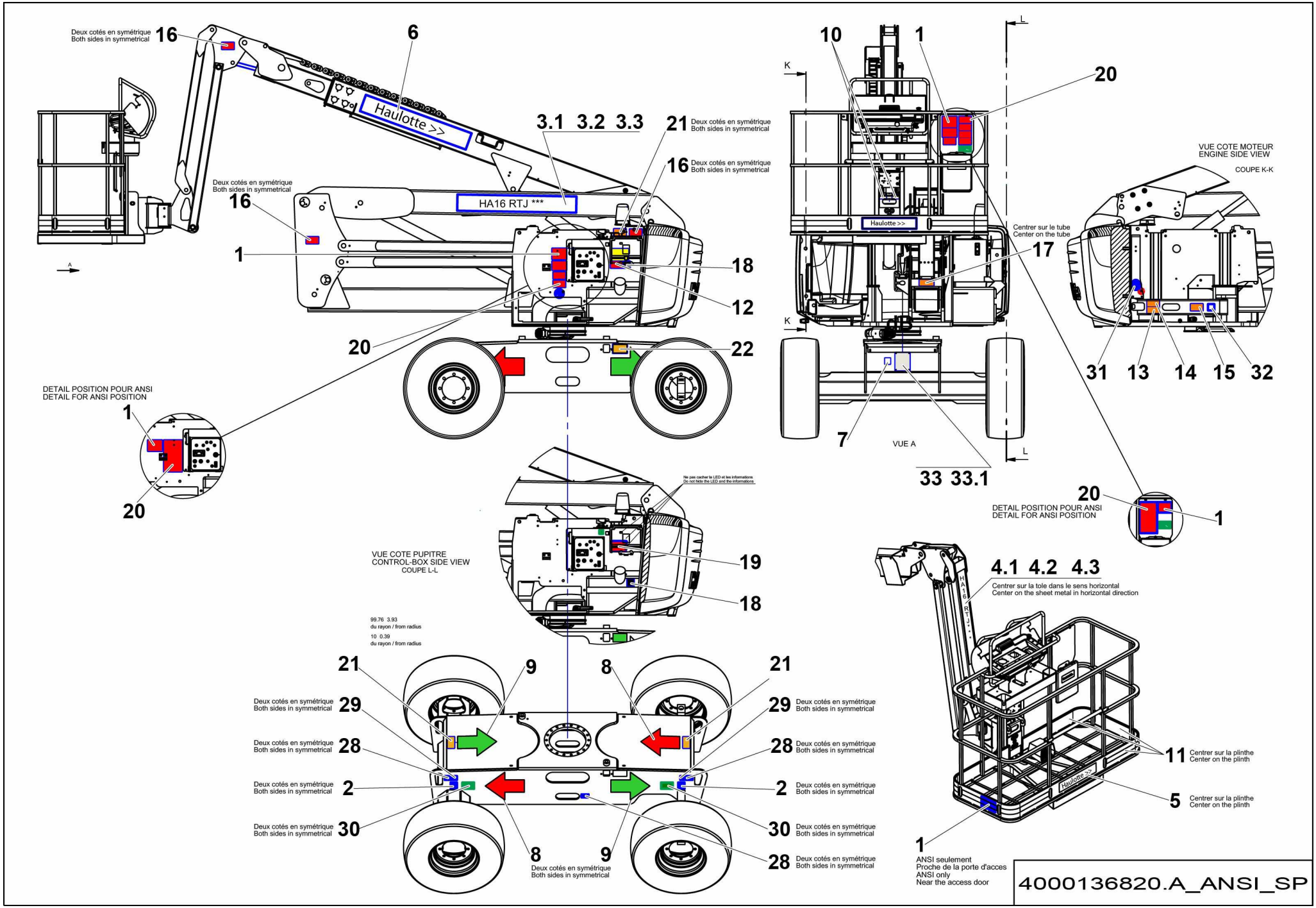
Deux cotés en symétrique
Both sides in symmetrical
16
6
Haulotte >>
3.1 3.2 3.3
21
16
HA16 RTJ ***
1
18
12
20
22
DETAIL POSITION POUR ANSI
DETAIL FOR ANSI POSITION
10
1
20
K
L
Haulotte >>
Centrer sur le tube
Center on the tube
17
7
VUE A
33 33.1
VUE COTE MOTEUR
ENGINE SIDE VIEW
COUPE K-K
31 13 14 15 32
Ne pas cacher la LED et les informations
Do not hide the LED and the informations
19
VUE COTE PUPITRE
CONTROL-BOX SIDE VIEW
COUPE L-L
99.76 3.93
du rayon / from radius
10 0.39
du rayon / from radius
9
8
29
28
2
30
4.1 4.2 4.3
Centrer sur la tole dans le sens horizontal
Center on the sheet metal in horizontal direction
11
Centrer sur la plinthe
Center on the plinth
5
ANSI seulement
Proche de la porte d'acces
ANSI only
Near the access door
4000136820.A_ANSI_SP

▲ ÉTIQUETTES ESPAGNOL / SPANISH LABELS — ANSI HA46 RTJO / RTJ PRO

Rep.	Désignation	Designation	Specification	Qty	Code	Up to / jusqu'à
28	POINT ANCRAGE TRACTION	TRACTION ANCHORAGE POINT		6	4000027310	
29	POINT ANCRAGE LEVAGE	LIFTING ANCHORAGE POINT		4	4000027330	
30	DANGER - PNEUS MOUSSE OU PLEIN UNIQUEMENT	DANGER - FOAM FILLED OR SOLID TIRES ONLY		4	4000131500	
31	INDICATION - EXPLICATION	INFORMATION-EXPLANATION	+ BATTERIE / BATTERY	1	4000071960	
32	INDICATION - EXPLICATION	INFORMATION-EXPLANATION	- BATTERIE / BATTERY	1	4000071970	
33	PLAQUE CONSTRUCTEUR	MANUFACTURER PLATE	VOIR POUR GRAVAGE / SEE FOR ENGRAVING SPE DE 0076	1	307P218170	
33.1	PLAQUE CONSTRUCTEUR	MANUFACTURER PLATE		1	4000088490	

▲ ÉTIQUETTES SPECIFIC + COMMERCIAL SPECIFIC + COMMERCIAL LABELS ANSI HA46 RTJO / RTJ PRO ◀ K-130.2 ▶

Rep.	Désignation	Designation	Specification	Qty	Code	Up to / jusqu'à
4D	NOM COMMERCIAL	COMMERCIAL NAME	HA46 RTJO VERTICAL	1	4000138130	
3D	NOM COMMERCIAL	COMMERCIAL NAME	HA46 RTJO HORIZONTAL	1	4000138140	
4A	NOM COMMERCIAL	COMMERCIAL NAME	HA46 RTJ VERTICAL	1	4000138150	
3A	NOM COMMERCIAL	COMMERCIAL NAME	HA46 RTJ HORIZONTAL	1	4000138160	
4E	NOM COMMERCIAL	COMMERCIAL NAME	HA46 RTJ PRO VERTICAL	1	4000138170	
3E	NOM COMMERCIAL	COMMERCIAL NAME	HA46 RTJ PRO HORIZONTAL	1	4000138180	
4.1D	NOM COMMERCIAL	COMMERCIAL NAME	HA46 RTJO VERTICAL MACHINES FONCÉES / DARK MACHINES	1	4000138250	
3.1D	NOM COMMERCIAL	COMMERCIAL NAME	HA46 RTJO HORIZONTAL MACHINES FONCÉES / DARK MACHINES	1	4000138260	
4.2	NOM COMMERCIAL	COMMERCIAL NAME	HA46 RTJ VERTICAL MACHINES FONCÉES / DARK MACHINES	1	4000138270	
3.2	NOM COMMERCIAL	COMMERCIAL NAME	HA46 RTJ HORIZONTAL MACHINES FONCÉES / DARK MACHINES	1	4000138280	
4.1C	NOM COMMERCIAL	COMMERCIAL NAME	HA46 RTJ PRO VERTICAL MACHINES FONCÉES / DARK MACHINES	1	4000138290	
3.1C	NOM COMMERCIAL	COMMERCIAL NAME	HA46 RTJ PRO HORIZONTAL MACHINES FONCÉES / DARK MACHINES	1	4000138300	

English	Deutsch	Nederlands	Danska
« BODY CRUSHING » LABEL	ETIKETT "QUETSCHUNGSGEFAHR KÖRPER"	ETIKET "VERPLETTINGSGEVAAR LICHAAM"	ETIKET "MASNING AF KROP"
« MANUAL CONTROL »	ETIKETT "MANUELLE STEUERUNG"	ETIKET "HANDBEDIENING"	ETIKET "MANUEL STYRING"
3 POSITION KNOB	KNOPF MIT 3 POSITIONEN	3 STANDEN KNOP	KNAP M. 3 POSITIONER
ADAPTOR	ADAPTER	ADAPTER	ADAPTER
ADJUSTABLE BEND	AUSRICHTBARER KRÜMMER	RICHTBARE KNIE	DREJBAR BØJNING
AIR FILTER	LUFTFILTER	LUCHTFILTER	LUFTFILTER
ALTERNATOR	GENERATOR	WISSELSTROOMDYNAMO	VEKSELSTRØMSGENERATOR
ANTI-EXTRUSION SEAL	ANTI-EXTRUSION-DICHTUNG	ANTI-UITDRIJFPAKKING	ANTIEKSTRUDERINGSPAKNING
ARM	ARME	ARM	ARM
ARM ASSEMBLY	ARME	TOTALE ARM	SAMLET ARM
AXLE LOCKING UNIT	BLOCK ACHSENARRETIERUNG	VERGRENDELINGSBLOK AS	AKSELBLOKERINGSBLOK
BALL	KUGEL	KOGEL	KUGLE
BALL BEARING	KUGELLAGER	KOGELLAGER	KUGLELEJE
BALL JOINT END FITTING	GELENKSTANGENKOPF	UITEINDE SCHARNIER	KUGLELEDSAFSLUTNING
BAR	STANGE	STANG	STANG
BASE	ANSATZ	BASIS	FODPLADE
BASKET	KORB	KORF	KURV
BASKET HOLDER	KORBHALTERUNG	GONDELSTEUN	KURVEHOLDER
BATTERY- STARTER	STARTBATTERIE	STARTACCU	STARTBATTERI
BEARING BUSH	LAGER	ASBLOK	LEJE
BELLEVILLE WASHER	FEDERTELLER	SCHOTELVEER	BELLEVILLES FJEDER
BELT	RIEMEN	RIEM	DRIVREM
BEND	KRÜMMER	KNIE	BØJNING
BOOM ASSEMBLY	AUSLEGER	TOTALE BOOM	UDLIGGERUDSTYR
BULB	GLÜHLAMPE	LAMP	PÆRE
BUNDLES	BAUGRUPPE BÜNDEL	GEHEEL BUNDEL	ENHED, KABELBUNDTER
BUZZER	WARNSUMMER	GELUIDSSIGNAAL	BRUMMER
CABLE	KABEL	KABEL	KABEL
CABLING TIP	ENDSTÜCK VERKABELUNG	AANSLUITSTUK BEKABELING	KABELMUFFE
CAP	DECKGLAS	KAP	DÆKSKIVE
CARBONS BRUSHES HOLDER	BESENHALTER	BORSTELHOUDER	VINDUESVISKERHOLDER
CARTRIDGE	KARTUSCHE	PATROON	INDSATS
CHARGING CELL	LADEZELLE	LAADCEL	LADECELLE
CHOCK	KEIL	WIG	KILE

English	Deutsch	Nederlands	Danska
CIRCUIT BREAKER	TRENNSCHALTER	STROOMONDERBREKER	AFBRYDER
CIRCUIT SELECTOR	STROMKREIS-WAHLSCHALTER		VEKSELVENTIL
CLAMP TWIN SERIE	SERIEN-DOPPELSCHELLE	BEUGEL DUBBELE SERIE	KÆDE (DOBBELTMODEL)
CLEVIS PIN	GLATTER BÜGEL	GLADDE INTREDENDE BEUGEL	AFRETNING
COIL	DROSSEL	SPOEL	SPOLE
COMPRESSED AIR SET	DRUCKLUFTEINHEIT	PERSLUCHTGROEP	TRYKLUFTENHED
COMPRESSION SPRING	DRUCKFEDER	COMPRESSIEVEER	KOMPRESSIONSFJEDER
COMPUTER	RECHNER	COMPUTER	REGNEMASKINE
CONNECTING ROD	PLEUELSTANGE	DRIJFSTANG	PLEJLSTANG
CONNECTOR	STECKVERBINDER	CONNECTOR	STIK
CONSOLE	KONSOLE	STEUN	KONSOL
CONTACT BLOCK	SCHALTERKÖRPER	COMPLEET HUIS	KOMPLET KAPPE
CONTROL BLOCK	REGULIERUNGSBLOCK	BESTURINGSBLOK	JUSTERINGSKLODS
CONTROL BOX UNIT	STEUERSTAND	GEHEEL BEDIENINGSKAST	STYREPANEL SAMLET
COPPER SEAL	KUPFERVERBINDUNG	KOPERPAKKING	KOBBERSAMLING
COUNTERWEIGHT ASSEMBLY	GEGENGEWICHTSEINHEIT	GEHEEL CONTRAGEWICHTEN	HEL MODVÆGT
COVER	DECKEL	DEKSEL	DÆKSEL
COVER PLATE	VERSCHLUßPLATTE	SLUITINGSPLAAT	LUKNINGSPLADE
COWLING ASSEMBLY	BAUGRUPPE VERKLEIDUNGEN	GEHEEL BEKLEDING	BEKLÆDNINGSENHED
CRUSH PROTECTION BAR	SCHUTZSTANGE QUETSCHGEFAHR	VEILIGHEIDSSTANG ANTIBEKLEMMING	BESKYTTELSESSTANG MOD SAMMENTRYKNING
CYLINDER BLOCK	ZYLINDERKÖRPER	KLEPPENHUIS	CYLINDERKAPPE
DIESEL OIL FILTER	DIESELFILTER	DIESELFILTER	DIESELFILTER
DISPLAY	ANZEIGER	DISPLAY	DISPLAY
DOCUMENT HOLDER	DOKUMENTENHALTER	DOCUMENTHOUDER	DOKUMENTHOLDER
DOOR	TÜR	DEUR	DØR
DOUBLE-AXIS JOYSTICK	STEUERHEBEL 2 ACHSEN	SEINGEVER 2 ASSEN	MANIPULATOR 2 AKSEL
DRIVING BLOCK	GETRIEBEBLOCK	TRANSLATIEBLOK	TRANSLATIONSBLOK
ELECTRICAL CABINET	SCHALTKASTEN	ELEKTRISCHE KAST	KONTAKTSKAB
EQUAL T-PIECE	GLEICHSEITIGES T-STÜCK	GELIJKE T	T-STYKKER
EXHAUST KIT	SATZ AUSPUFF	KIT UITLAAT	UDSTØDNINGSSÆT
EXHAUST PIPE EXTENSION	AUSPUFFVERLÄNGERUNG	VERLENGSTUK UITLAAT	LYDPOTTEFORLÆNGER
FAN	LÜFTUNG	VENTILATOR	VENTILATOR
FAN PROPELLER	BELÜFTUNGSPROPELLER	VENTILATORBLAD	BLÆSERPROPEL
FASTENER	BEFESTIGUNGSBAND	BEVESTIGINGSPLAAT	FASTSPÆNDINGSBOLT
FEMALE ORFS UNION	WEIBLICHES ORFS-VERBINDUNGSROHR	ORFS VERBINDING	HUNFORBINDELSE ORFS

English	Deutsch	Nederlands	Danska
FIXING PLATE	BEFESTIGUNGSPLATTE	BEVESTIGINGSPLAAT	FASTSPÆNDINGSPLADE
FLANGE	FLANSCH	BEUGEL	BESLAG
FLASHING BEACON	RUNDUMLEUCHTE	ZWAAILICHT	BLINKLYS
FLASHING LIGHT	BLINKFEUER	SCHIJNLICHT	BLINKLYS
FLAT WASHER	FLACHE UNTERLEGSCHEIBE	PLATTE RING	FLAD SKIVE
FLOOR	FUßBODEN	VLOER	PLATFORM
FLOW DIVIDER	DURCHSATZTEILER	VERMOGENSDELER	FLOWFORDELER
FOAM	SCHAUM	SCHUIMRUBBER	SKUM
FRICTION PAD	REIBKUFE	FRICTIESCHOEN	SLIDESKO
FUEL PREFILTER	VOR-BENZINFILTER	BRANDSTOFVOORFILTER	BRÆNDSTOFFORFILTER
FUEL TANK ASSEMBLY	EINHEIT KRAFTSTOFFTANK	EENHEID BRANDSTOFRESERVOIR	BRÆNDSTOFTANK
FUSE	SICHERUNG	ZEKERING	SIKRING
FUSE HOLDER	SICHERUNGSHALTER	ZEKERINGHOUDER	SIKRINGSHOLDER
GAITER	GEBLÄSE	BALG	BLÆSER
GAS SPRING	GASFEDER	GASVEER	GASFJEDER
GLUE	KLEBSTOFF	LIJM	LIM
GREASE POINT COVER	ABDECKUNG SCHMIERVORRICHTUNG	AFDEKKING SMEERPOT	HOLDER TIL SMØRING
GUARDRAIL	GELÄNDER	RELING	RÆKVÆRK
GUIDE PAD	FÜHRUNGSKUFE	GELEIDINGSGLIJSCHOEN	GLIDESKO
GUIDE RING	FÜHRUNGSRING	GELEIDERING	STYRERING
HAULOTTE LOGO	GRAFIK HAULOTTE	HAULOTTE	GRAFIK HAULOTTE
HOLDER	HALTERUNG	STEUN	KONSOL
HORN (WARNING SIGNAL)	HUP-/WARNSIGNAL	WAARSCHUWING CLAXON	SIGNALHORN
HOSE	HARTSCHLAUCH	SLANG	GUMMISLANGE
HOSE ASSEMBLIES	SCHLAUCHEINHEIT	GEHEEL SLANGEN	SLANGESÆT
HOSE RADIATOR	KÜHLER-HARTSCHLAUCH	RADIATORSLANG	KØLERSLANGE
HYDRAULIC OIL			
HYDRAULIC SECTION	BAUGRUPPE HYDRAULIK	GEHEEL HYDRAULICA	HYDRAULIKENHED
HYDRAULIC TANK ASSEMBLY	EINHEIT WASSERTANK	EENHEID HYRDRAULISCH RESERVOIR	HYDRAULIKTANK
HYDRAULIC TUBE	HYDRAULIKROHR	HYDRAULISCHE BUIS	HYDRAULIKRØR
INSERT	EINSATZ	INZETSTUK	INDSATS
INTERNAL COMBUSTION ENGINE OIL	ÖL FÜR VERBRENNUNGSMOTOR	THERMISCHE MOTOROLIE	OLIE TIL TERMISK MOTOR
JIB ASSEMBLY	PENDELARMEINHEIT	GEHEEL SLINGER	HEL FJERNUDLIGGER
JUNCTION BLOCK	VERBINDUNGSBLOCK	KOPPELBLOK	KLEMRÆKKE
JUNCTION BLOCK	ANSCHLUßBLOCK	VERBINDINGSBLOK	TILSLUTNINGSBLOK

English	Deutsch	Nederlands	Danska
KEY	KEIL	WIGBOUT	KILE
KIT	SATZ	KIT	KIT
LATCH	RIEGEL	PAL	LÅS
LED CARD	LED KARTE	LEDKAART	LED KORT
LEVEL DETECTOR	FÜLLSTAND-DETEKTOR	NIVEAUDETECTOR	NIVEAUFØLER
LEVER	HEBEL	HENDEL	LØFTESTANG
LIGHT	LED	LAMP	KONTROLLAMPE
LIGHT SUPPORT	SCHEINWERFERTRÄGER	STEUN ZAKLANTAARN	SPOTHOLDER
LINK ROD	SCHWINGARM	DRIJFSTANG	LILLE FORBINDELSESSTANG
LIPPED SEAL	LIPPENDICHTUNG	LIPPAKKING	LÆBEFORMET SAMLING
LOCK	SCHLOSS	SLOT	LÅS
LOOM	KABELSTRANG	BUNDEL	BUNDT
LOWER PANEL	UNTERER STEUERSTAND	BEDIENINGSKAST LAAG	NEDERSTE STYREPANEL
LUG	KABELSCHUH	POOLKLEM	POLSKO
MAGNET	MAGNET	MAGNEET	MAGNET
MALE EVEN BEND	KRÜMMER MIT AUßENGEWINDE	INTREDENDE KNIE	BØJNING MED GEVIND
MALE UNION	ANSCHLUßSTÜCK MIT AUßENGEWINDE	INTREDENDE VERBINDING	SAMLING HAN
MANIFOLD	SAMMLER	COLLECTOR	INDSAMLER
MANUFACTURER PLATE	HERSTELLERSCHILD	CONSTRUCTIEPLAATJE	TYPESKILT
MOTOR ASSEMBLY	MOTOREINHEIT	GEHEEL MOTOR	HEL MOTOR
MOULDED COUNTERWEIGHT	GEGOSSENES GEGENGEWICHT	GEGOTEN CONTRAGEWICHT	STØBT BALANCEKLODS
NEOPRENE SEAL	NEOPRENDICHTUNG	NEOPREEN AFDICHTING	NEOPRENPAKNING
O-RING	O-RINGDICHTUNG	AFDICHTRING	O-RING
OIL FILTER	ÖLFILTER	OLIEFILTER	OLIEFILTER
OIL FOR HOT COUNTRIES	ÖL WARME LÄNDER	OLIE WARME LANDEN	OLIE TIL VARME LANDE
ON/OFF MOVEMENTS BLOCK	BEWEGUNGSBLOCK ALLES-ODER-NICHTS-PRINZIP	BEWEGINGSBLOK ALLES-OF-NIETS	BEVÆGELSESBLOK ALT ELLER INTET
ONE-WAY DOUBLE VALVE	DOPPELTE RÜCKSCHLAGKLAPPE	DUBBELE ANTI-TERUGSLAG KLEP	DOBBELT VENTIL ANTI-KLAVITATION
ONE-WAY VALVE	RÜCKSCHLAGKLAPPE	TERUGSLAGKLEP	KONTRAVENTIL
OPERATING MANUAL	BEDIENUNGSHANDBUCH	GEBRUIKSHANDLEIDING	BRUGERMANUAL
OPTION	OPTION	OPTIE	EKSTRAUDSTYR
OSCILLATING CASE	DREHKASTEN	OSCILLEREND TUSSENBLOK	SVINGENDE KASSE
PAD	UNTERLAGE	GLIJDER	KLODS
PIN	ZEIGERBEFESTIGUNG	ENBUS	BØSNING
PISTON	KOLBEN	ZUIGER	STEMPEL
PISTON PUMP	KOLBENPUMPE	ZUIGERPOMP	STEMPELPUMPE

English	Deutsch	Nederlands	Danska
PIVOT	ZAPFEN	SPIL	STYREBOLT
PLASTIC CAP	PLASTIKSTOPFEN	KUNSTSTOF DOP	PLASTIKPROP
PLASTIC SPIRAL HOSE	ELASTISCHE KUNSTSTOFFSPIRALE	KUNSTSTOF SPIRAALSLANG	FLEKSIBEL PLASTSPIRAL
PLUG	STECKER	FICHE	STIK
PLUG	STOPFEN	PLUG	STUDS
PLUG SOCKET	ANSCHLUß	AANSLUITING	STIK
POSITION SENSOR	POSITIONSNEHMER	DRUKOMZETTER	POSITIONSSENSOR
POWER SUPPLY SECTION	BAUGRUPPE ELEKTRIK	GEHEEL ELEKTRICITEIT	STRØMFORSYNINGSENHED
PRE-HEATING UNIT	VORHEIZERKASTEN	VOORVERWARMINGSKASTJE	FORVARMNINGSHUS
PREHEATER PLUG	GLÜHKERZE	BOUGIE VOORVERWARMING	GLØDERØR
PRESSURE BALANCE	DRUCKWAAGE	DRUKBALANS	TRYKVÆGT
PRESSURE FILTER	DRUCKFILTER	DRUKFILTER	TRYKFILTER
PRESSURE LIMITER	DRUCKBEGRENZER	DRUKBEGRENZER	TRYKBEGRÆNSER
PRESSURE SENSOR	DRUCKSENSOR	DRUKMETER	TRYKFØLER
PROPORTIONAL VALVE	PROPORTIONALVENTIL	PROPORTIONELE KLEP	PROPORTIONALVENTIL
PROTECTIVE CAP	SCHUTZSTOPFEN	SCHERMDOP	BESKYTTELSESPROP
PROTECTIVE FILM	SCHUTZFILM	BESCHERMLAAG	BESKYTTENDE FILM
PROTECTIVE PLATE	SCHUTZPLATTE	BESCHERMINGSPLAAT	BESKYTTELSESPLADE
PROXIMITY DETECTOR	POSITIONSGEBER	AFSTANDSSENSOR	AFSTANDSSENSOR
PUMP	PUMPE	POMP	PUMPE
PUMP + COUPLING	ANKUPPLUNG + PUMPE	POMP + KOPPELING	KOBLING + PUMPE
PUSH BUTTON	DRUCKSCHALTER	DRUKKNOP	TRYKKNAP
RADIATOR	KÜHLER	RADIATOR	KØLER
RADIATOR UNIT	BAUGRUPPE KÜHLER	GEHEEL RADIATOR	KØLERENHED
RED DIESEL	DIESELKRAFTSTOFF ROT	RODE DIESEL	RØD DIESELOLIE
REDUCER GLAND			
REDUCTION	REDUKTION	REDUCTIE	REDUKTIONSMUFFE
REFINERY KIT	RAFFINERIESATZ	RAFFINAGEKIT	RAFFINADERISÆT
REGULATOR			
RELAY	RELAIS	RELAIS	RELÆ
REPAIR MANUAL	REPARATUR-HANDBUCH	REPARATIEHANDLEIDING	REPARATIONSHÅNDBOG
RIGID PIPE	STARRES ROHR	STIJVE BUIS	STIV SLANGE
RIM	FELGE	VELG	FÆLG
RING	KRANZ	KROON	KRAVE
RING- RUBBER	GUMMIRING	ELASTISCHE RING	ELASTIK RING

English	Deutsch	Nederlands	Danska
ROCKER BUTTON	KIPPTASTE	WEEGKNOP	VIPPEKNAP
ROLLER	ROLLE	WIELTJE	RULLE
ROTARY KNOB WITH KEY	DREHKNOPF MIT SCHLOSS	DRAAIKNOP MET SLEUTEL	DREJEKNAP MED NØGLE
RUBBER	GUMMI	RUBBER	GUMMI
SAFETY SEAL PLUG	KAPSELVERSCHLUSS	VERZEGELDE STOP	BESKYTTELSESLÅG
SEAL	VERSCHLUß	AFSLUITER	PAKNINGSVENTIL
SEAL KIT	SATZ DICHTUNGEN	PAKKINGSET	PAKNINGSSÆT
SEALING RING	DICHTUNG	PAKKING	TÆTNING
SELF-LOCKED NUT	SELBSTGESICHERTE MUTTER	ZELFREMMENDE MOER	MØTRIK MED AUTOMATISK STOP
SHAFT	SCHAFT	SCHACHT	FAD
SHEATH	HÜLLE	BUIS	KANAL
SHEET METAL SUPPORT	STÜTZPLATTE AUS METALL	STAALPLAAT STEUN	STØTTEPLADE
SINGLE-AXIS JOYSTICK	STEUERHEBEL 1 ACHSE	SEINGEVER 1 ASSEN	MANIPULATOR 1 AKSEL
SLEW BEARING	DREHKRANZSET	GEHEEL DRAAIKRANS	DREJERINGSSÆT
SLIDE	SCHIEBER	SCHUIF	GLIDER
SLOPE SENSOR	NEIGUNGSERFASSUNG	DETECTOR VAN OVERHELLING	HÆLDNINGSDETEKTOR
SOCKET	GELENK	SCHARNIER	KUGLEHOVED
SOLENOID VALVE	ELEKTROVENTIL	ELEKTROVENTIEL	ELEKTROVENTIL
SPACER	ZWISCHENSTÜCK	TUSSENSTUK	MELLEMSTYKKE
SPOTLIGHT	SCHEINWERFER	PROJECTOR	PROJEKTØR
SPRAY NOZZLE	EINSPRITZDÜSE	SPROEISTUK	DYSE
STARTER	ANLASSER	STARTER	STARTER
STEERING BLOCK	LENKBLOCK	STURINGSBLOK	STYREBLOK
STEERING BOX	LENKGETRIEBE	STUURKAST	RETNINGSHUS
STIRRUP	BÜGEL	BÜGEL	BØJLE
STOP	ANSCHLAG	AANSLAG	ENDESTOP
STRAINER	FILTER	ZUIGKORF	SIKURV
STRAP	GURT	BAND	REM
STRENGTHENER	VERSTÄRKUNG	VERSTEVIGING	FORSTÆRKNING
STUD	STIFTBOLZEN	STIFT	STIFT
SUB-FRAME	GESTELL	CHASSIS	CHASSIS
SUPPORT	STÜTZE	STUT	STØTTEBEN
SWEEPER	ABTASTER	VEEGMACHINE	FEJEMASKINE
SWITCH BOX	SCHALTER	SCHAKELAAR	KONTAKT
SWIVEL JOINT UNIT	BAUGRUPPE ANTRIEBSGELENK	GEHEEL DRAAIENDE VERBINDING	DREJELIGT LED

English	Deutsch	Nederlands	Danska
TELESCOPE	TELESSKOP	TELESCOOP	TELESKOP
TENSIONER	SPANNVORRICHTUNG	AANSPANNER	STRAMMEANORDNING
TERMINAL BLOCK	ANSCHLUSSLEISTE	AANSLUITBLOK	KLEMRÆKKE
TERMINAL COVER			
TERMINAL PARTITION BLOCK	BLOCK ENDWAND	BLOK EINDWAND	SLUTVÆGSBLOK
THIN NUT	UNTERE MUTTER	ONDERMOER	MØTRIK LAV
TIE ROD	ZUGSTANGE	STANG	TRÆKSTANG
TIGHTENING COLLAR	KLEMMSCHELLE	KLEMRING	SPÆNDERING
TILT ASSEMBLY	NEIGUNGSEINHEIT	EENHEID OVERHELLING	SAMLET HÆLDNING
TIRE	REIFEN	BAND	DÆK
TURNTABLE ASSEMBLY	HALTEREINHEIT	KOEPEL EENHEID	SØJLESÆT
TURNTABLE CONTROL BOX	ETIKETTE SCHALTPULT AUFBAU	ETIKET BEDIENINGSPANEEL TORENKAST	ETIKET TÅRNPULT
TURRET	OBERWAGEN	TOREN	TÅRN
TURRET UNIT	GRUPPE AUFBAU	GROEP TOREN	SØJLEGRUPPE
UPPER CONTROL BOX	OBERER STEUERSTAND	BEDIENINGSKAST HOOG	ØVERSTE STYREPANEL
USA LABELS	ETIKETTEN USA	USA ETIKETTEN	ETIKETTER (USA)
USA OPTION	OPTION USA	OPTIONEEL USA	OPTION USA
VALVE	HAHN	AFSLUITER	HANE
VARIABLE SPEED UNIT	VERSTELLEINRICHTUNG	TOERENTALREGELAAR	VARIATOR
WASHER	UNTERLEGSCHEIBE	RING	SKIVE
WATER PUMP	WASSERPUMPE	WATERPOMP	VANDPUMPE
WHEEL NUT	RADMUTTER	WIELMOER	HJULMØTRIK
WIRE	DRAHT	DRAAD	LEDNING

English	Español	Italiano	Português
« BODY CRUSHING » LABEL	ETIQUETA "APLASTAMIENTO CUERPO"	ETICHETTA "SCHIACCIAMENTO CORPO"	ETIQUETA "ESMAGAMENTO CORPO"
« MANUAL CONTROL »	ETIQUETA "MANDO MANUAL"	ETICHETTA "COMANDO MANUA"	ETIQUETA "COMANDO MANUAL"
3 POSITION KNOB	BOTÓN 3 POSICIONES	PULSANTE A 3 POSIZIONI	
ADAPTOR	ADAPTADOR	ADATTATORE	ADAPTADOR
ADJUSTABLE BEND	CODO ORIENTABLE	GOMITO ORIENTABILE	JOELHO ORIENTÁVEL
AIR FILTER	FILTRO DE AIRE	FILTRO ARIA	FILTRO DE AR
ALTERNATOR	ALTERNADOR	ALTERNATORE	ALTERNADOR
ANTI-EXTRUSION SEAL	JUNTA ANTI-EXTRUSIÓN	GIUNTO ANTI-ESTRUSIONE	JUNTA DE ANTI-EXTRUSÃO
ARM	BRAZO	BRACCIO	BRAÇO
ARM ASSEMBLY	CONJUNTO BRAZO	INSIEME BRACCIO	CONJUNTO BRAÇO
AXLE LOCKING UNIT	BLOQUE BLOQUEO EJE	BLOCCO BLOCCAGGIO ASSALE	
BALL	BOLA	SFERA	ESFERA
BALL BEARING	RODAMIENTO DE BOLAS	CUSCINETTO A SFERA	ROLAMENTO DE ESFERAS
BALL JOINT END FITTING	EXTREMO CON RÓTULA	ELEMENTO TERMINALE A ROTULA	PONTEIRA DE RÓTULA
BAR	BARRA	BARRA	BARRA
BASE	ASIENTO	COLLARE	COLAR
BASKET	CESTO	CESTA	CESTA
BASKET HOLDER	SOPORTE CESTA	SUPPORTO CESTELLO	SUPORTE DE CESTO
BATTERY- STARTER	BATERIA DE ARRANQUE	BATTERIA AVVIAMENTO	BATERIA DE ARRANQUE
BEARING BUSH	COJINETE	CUSCINETTO	CHUMACEIRA
BELLEVILLE WASHER	ARANDELA BELLEVILLE	RONDELLA BELLEVILLE	ANILHA DENTADA
BELT	CORREA	CINGHIA	CORREIA
BEND	CODO	GOMITO	JOELHO
BOOM ASSEMBLY	CONJUNTO FLECHA	INSIEME FRECCIA	CONJUNTO LANÇA
BULB	BOMBILLA	LAMPADA	LÂMPADA
BUNDLES	CONJUNTO HACES	INSIEME FASCI	CONJUNTO FEIXES
BUZZER	ZUMBADOR	SEGNALE ACUSTICO	BUZZER
CABLE	CABLE	CAVO	CABO
CABLING TIP	CONTERA CABLEADO	GHIERA CABLAGGIO	CONECTOR DE CABO
CAP	CALAMÓN	CAPPUCCIO	
CARBONS BRUSHES HOLDER	PORTA ESCOBILLAS	PORTASCOPA	SUPORTE DE ESCOVAS
CARTRIDGE	CARTUCO	CARTUCCIA	CARTUCHO
CHARGING CELL	CÉLULA DE CARGA	CELLA DI CARICO	
CHOCK	CALCE	SPESSORE	CALÇO
CIRCUIT BREAKER	DISYUNTOR	DISGIUNTORE	DISJUNTOR

English	Español	Italiano	Português
CIRCUIT SELECTOR			
CLAMP TWIN SERIE	COLLAR SERIE DOBLE	COLLARE SERIE DOPPIA	ANEL SÉRIE DUPLA
CLEVIS PIN	HORQUILLA MACHO LISA	FORCELLA MASCHIO LISCIA	FORQUILHA MACHO LISA
COIL	BOBINA	BOBINA	BOBINA
COMPRESSED AIR SET	CONJUNTO AIRE COMPRIMIDO	BLOCCO ARIA COMPRESSA	CONJUNTO AR COMPRIMIDO
COMPRESSION SPRING	RESORTE DE COMPRESIÓN	MOLLA DI COMPRESSIONE	MOLA DE COMPRESSÃO
COMPUTER	CALCULADOR	COMPUTER	CALCULADOR
CONNECTING ROD	BIELA	BIELLA	BIELA
CONNECTOR	CONECTOR	CONNETTORE	FICHA
CONSOLE	CONSOLA	CONSOLLE	CONSOLA
CONTACT BLOCK	CUERPO COMPLETO	CORPO COMPLETO	CORPO COMPLETO
CONTROL BLOCK	BLOQUE DE REGULACIÓN	BLOCCO DI REGOLAZIONE	BLOCO DE REGULAÇÃO
CONTROL BOX UNIT	CONJUNTO PUPITRE	INSIEME CONSOLLE	CONJUNTO MESA
COPPER SEAL	JUNTA COBRE	GIUNTO RAME	JUNTA DE COBRE
COUNTERWEIGHT ASSEMBLY	CONJUNTO CONTRAPESO	INSIEME CONTRAPPESI	CONJUNTO CONTRAPESO
COVER	TAPA	COPERCHIO	TAMPA
COVER PLATE	PLACA DE CIERRE	PIASTRA DI CHIUSURA	PLACA DE FECHO
COWLING ASSEMBLY	CONJUNTO CAPOTADO	INSIEME PROTEZIONI	CONJUNTO CAPOTAGEM MASTRO
CRUSH PROTECTION BAR	BARRA DE PROTECCIÓN ANTI-APLASTAMIENTO	SBARRA DI PROTECTION ANTI SCHIACCIAMENTO	BARRA DE PROTECÇÃO ANTI-ESMAGAMENTO
CYLINDER BLOCK	CUERPO DE GATO	CORPO DI MARTINETTO	CORPO DE CILINDRO
DIESEL OIL FILTER	FILTRO DE GASÓLEO	FILTRO GASOLIO	FILTRO DE GASÓLEO
DISPLAY	VISUALIZADOR	DISPLAY	INDICADOR
DOCUMENT HOLDER	PORTADOCUMENTOS	PORTA DOCUMENTI	PORTA-DOCUMENTOS
DOOR	PUERTA	PORTIERA	PORTA
DOUBLE-AXIS JOYSTICK	MANIPULADOR 2 EJES	MANIPOLATORE 2 ASSI	MANIPULADOR 2 EIXOS
DRIVING BLOCK	BLOQUE TRANSLACIÓN	BLOCCO TRASLAZIONE	BLOCO DE TRANSLAÇÃO
ELECTRICAL CABINET	CAJA ELÉCTRICA	ARMADIETTO ELETTRICO	CAIXA ELÉCTRICA
EQUAL T-PIECE	TE IGUAL	TE UGUALE	TÊ IGUAL
EXHAUST KIT	KIT ESCAPE	KIT SCAPPAMENTO	KIT DE ESCAPE
EXHAUST PIPE EXTENSION	ALARGADOR TUBO DE ESCAPE	RALLONGE TUBO DI SCARICO	EXTENSÃO TUBO DE ESCAPE
FAN	VENTILADOR	VENTILATORE	VENTILADOR
FAN PROPELLER	PROPULSOR DE VENTILACIÓN	ELICA DI VENTILAZIONE	HÉLICE DE VENTILAÇÃO
FASTENER	UNIÓN DE FIJACIÓN	ATTACCO DI FISSAGGIO	UNIÃO DE FIXAÇÃO
FEMALE ORFS UNION	UNIÓN HEMBRA ORFS	UNIONE FEMMINA ORFANELLI	UNIÃO FÊMEA ORFS
FIXING PLATE	PLACA DE FIJACIÓN	PIASTRA DI FISSAGGIO	PLACA DE FIXAÇÃO

English	Español	Italiano	Português
FLANGE	BRIDA	FLANGIA	FLANGE
FLASHING BEACON	FARO GIRATORIO	SEGNALATORE LUMINOSO	FAROL GIRATÓRIO
FLASHING LIGHT	LUZ DE DESTELLOS	FANALE A BAGLIORE	LUZ INTERMITENTE
FLAT WASHER	ARANDELA PLANA	RONDELLA PIATTA	ANILHA PLANA
FLOOR	PISO	PAVIMENTO	PISO
FLOW DIVIDER	DIVISOR DE CAUDAL	DIVISIORE DI PORTATA	DIVISOR DE DÉBITO
FOAM	ESPUMA	SCHIUMA	ESPUMA
FRICTION PAD	PATÍN DE FROTAMIENTO	PATTINO DI FRIZIONE	SAPATA DE FRICÇÃO
FUEL PREFILTER	PREFILTRO PARA CARBURANTE	PREFILTRO DEL CARBURANTE	PRÉ-FILTRO DE COMBUSTÍVEL
FUEL TANK ASSEMBLY	UNIDAD DE DEPÓSITO DE CARBURANTE	INSIEME SERBATOIO PER CA	CONJUNTO DEPÓSITO DE COMBUSTÍVEL
FUSE	FUSIBLE	FUSIBILE	FUSÍVEL
FUSE HOLDER	PORTAFUSIBLE	PORTAFUSIBILE	PORTA-FUSÍVEL
GAITER	FUELLE	SOFFIETTO	FOLE
GAS SPRING	RESORTE DE GAS	MOLLA A GAS	MOLA DE GÁS
GLUE	COLA	COLLA	COLA
GREASE POINT COVER	TAPA ENGRASADOR	MASCHERA LUBRIFICATORE	TAMPA-LUBRIFICADOR
GUARDRAIL	ANTEPECHOS	RINGHIERA	PARAPEITO
GUIDE PAD	PATÍN DE GUÍA	PATTINO DI GUIDA	PATIM DE GUIA
GUIDE RING	ANILLO DE GUIADO	ANELLO GUIDA	CASQUILHO DE GUIA
HAULOTTE LOGO	GRAFISMO HAULOTTE	GRAFICA HAULOTTE	GRAFISMO HAULOTTE
HOLDER	SOPORTE	SUPPORTO	SUPORTE
HORN (WARNING SIGNAL)	ADVERTIDOR CLAXON	SEGNALE CLACSON	AVISADOR CÚSTICO
HOSE	DURITA	ELEMENTO IN DURIT	TUBO
HOSE ASSEMBLIES	CONJUNTO FLEXIBLES	INSIEME FLESSIBILI	CONJUNTO FLEXÍVEIS
HOSE RADIATOR	DURITA RADIADOR	MANICOTTO RADIATORE	TUBO DO RADIADOR
HYDRAULIC OIL			
HYDRAULIC SECTION	CONJUNTO HIDRÁULICO	INSIEME IDRAULICA	CONJUNTO HIDRÁULICO
HYDRAULIC TANK ASSEMBLY	UNIDAD DE DEPÓSITO HIDRÁULICO	INSIEME SERBATOIO IDRAULICO	CONJUNTO DEPÓSITO HIDRÁULICO
HYDRAULIC TUBE	TUBO HIDRÁULICO	TUBO IDRAULICO	TUBO HIDRÁULICO
INSERT	INSERCIÓN	INSERTO	ENCAIXE
INTERNAL COMBUSTION ENGINE OIL	ACEITE DEL MOTOR TÉRMICO	OLIO MOTORE TERMICO	ÓLEO DO MOTOR TÉRMICO
JIB ASSEMBLY	CONJUNTO PENDULAR	INSIEME BRACCIO OSCILLANTE	CONJUNTO PENDULAR
JUNCTION BLOCK	BLOQUE DE UNIÓN	BLOCCO DI COLLEGAMENTO	BLOCO DE JUNÇÃO
JUNCTION BLOCK	BLOQUE DE CONEXIÓN	BLOCCO DI RACCORDO	BLOCO DE LIGAÇÃO
KEY	CHAVETA	CHIAVETTA	CHAVETA

English	Español	Italiano	Português
KIT	KIT	KIT	PACOTE
LATCH	PESTILLO	LEVETTA DI CHIUSURA	TRINCO
LED CARD	TARJETA LED	SCHEDA LED	
LEVEL DETECTOR	DETECTOR DE NIVEL	SENSORE DI LIVELLO	DETECTOR DE NÍVEL
LEVER	PALANCA	LEVA	ALAVANCA
LIGHT	PILOTO	SPIA	LUZ AVISADORA
LIGHT SUPPORT	SOPORTE FARO	SUPPORTO FARO	SUPORTE FAROL
LINK ROD	BIELITA	BIELLETTA	TIRANTE
LIPPED SEAL	RETEN LABIAL	GIUNTO LABBRA	RETENTOR DE LÁBIO
LOCK	CERRADURA	SERRATURA	FECHADURA
LOOM	HAZ	FASCIO	FEIXE
LOWER PANEL	PUPITRE BAJO	CONSOLLE INFERIORE	MESA INFERIOR
LUG	TERMINALE	TESTE	TERMINAL
MAGNET	IMÁN	CALAMITA	
MALE EVEN BEND	CODO MACHO	GOMITO MASCHIO	JOELHO MACHO
MALE UNION	UNIÓNMACHO	UNIONE MASCHIO	UNIÃO MACHO
MANIFOLD	COLECTOR	COLLETTORE	COLECTOR
MANUFACTURER PLATE	PLACA CONSTRUCTOR	TARGA COSTRUTTORE	PLACA DO CONSTRUTOR
MOTOR ASSEMBLY	CONJUNTO MOTOR	GRUPPO MOTORE	CONJUNTO MOTOR
MOULDED COUNTERWEIGHT	CONTRAPESO MOLDEADO	CONTRAPPESO FUSO	CONTRAPESO MOLDADO
NEOPRENE SEAL	JUNTA NEOPRENO	GIUNTO NEOPRENE	JUNTA NEOPRENO
O-RING	JUNTA TÓRICA	GIUNTO TORICO	JUNTA TÓRICA
OIL FILTER	FILTRO DE ACEITE	FILTRO OLIO	FILTRO DE ÓLEO
OIL FOR HOT COUNTRIES	ACEITE PAÍSES CALIENTES	OLIO PAESI CALDI	ÓLEO PAÍSES QUENTES
ON/OFF MOVEMENTS BLOCK	BLOQUE MOVIMIENTOS TODO O NADA	BLOCCO MOVIMENTI TUTTO O NIENTE	BLOCO MOVIMENTOS TUDO OU NADA
ONE-WAY DOUBLE VALVE	MARIPOSA ANTIRRETROCESO DOBLE	VALVOLA ANTIRITORNO DOPPIA	VÁLVULA ANTI-RETORNO DUPLA
ONE-WAY VALVE	MARIPOSA ANTIRRETROCESO	VALVOLA ANTI-RITORNO	VÁLVULA ANTI-RETORNO
OPERATING MANUAL	MANUAL USUARIO	MANUALE UTENTE	MANUAL DE UTILIZAÇÃO
OPTION	OPCIÓN	OPZIONE	OPÇÃO
OSCILLATING CASE	CAJÓN OSCILANTE	CASSONE OSCILLANTE	CAIXA OSCILANTE
PAD	PATÍN	PATTINO	PATIM
PIN	CASQUILLO	MANICOTTI	CASQUILHO
PISTON	PISTÓN	PISTONE	PISTÃO
PISTON PUMP	BOMBA DE PISTÓN	POMPE À STANTUFFO	BOMBA DE ÊMBOLO
PIVOT	PIVOTE	PERNO	CAVILHÃO

English	Español	Italiano	Português
PLASTIC CAP	TAPÓN PLÁSTICO	TAPPO DI PLASTICA	
PLASTIC SPIRAL HOSE	ESPIRAL PLÁSTICO FLEXIBLE	SPIRALE PLASTICA FLESSIBILE	ESPIRAL PLÁSTICO FLEXÍVEL
PLUG	CLAVIJA	SPINA	FICHA
PLUG	TAPÓN	TAPPO	BUJÃO
PLUG SOCKET	TOMA	PRESA	TOMADA
POSITION SENSOR	CAPTADOR DE POSICIÓN	SENSORE POSIZIONE	SENSOR DE POSIÇÃO
POWER SUPPLY SECTION	CONJUNTO ELECTRICIDAD	INSIEME ELETTRICITÀ	CONJUNTO ELECTRICIDADE
PRE-HEATING UNIT	CAJA DE PRECALENTAMIENTO	SCATOLA DI PRERISCALDAMENTO	
PREHEATER PLUG	BUJÍA DE PRECALENTAMIENTO	CANDELA DI PRERISCALDAME	VELA DE PRÉ-AQUECIMENTO
PRESSURE BALANCE	BALANZA DE PRESIÓN	BILANCIA PRESSIONE	BALANÇA DE PRESSÃO
PRESSURE FILTER	FILTRO PRESIÓN	FILTRO PRESSIONE	FILTRO PRESSÃO
PRESSURE LIMITER	LIMITADOR DE PRESIÓN	LIMITATORE DI PRESSIONE	LIMITADOR DE PRESSÃO
PRESSURE SENSOR	CAPTADOR DE PRESIÓN	SENSORE DI PRESSIONE	CAPTADOR DE PRESSÃO
PROPORTIONAL VALVE	VÁLVULA PROPORCIONAL	VALVOLA PROPORZIONALE	VÁLVULA PROPORCIONAL
PROTECTIVE CAP	TAPÓN DE PROTECCIÓN	TAPPO DI PROTEZIONE	BUJÃO DE PROTECÇÃO
PROTECTIVE FILM	PELÍCULA PROTECTORA	FILM PROTETTIVO	PELÍCULA PROTECTORA
PROTECTIVE PLATE	PLACA DE PROTECCIÓN	PIASTRA DI PROTEZIONE	PLACA DE PROTECÇÃO
PROXIMITY DETECTOR	DETECTOR DE PROXIMIDAD	SENSORE DI PROSSIMITÀ	DETECTOR DE PROXIMIDADE
PUMP	BOMBA	POMPA	BOMBA
PUMP + COUPLING	ACOPLAMIENTO + BOMBA	ACCOPPIAMENTO + POMPA	ACOPLAMENTO + BOMBA
PUSH BUTTON	BOTÓN PULSADOR	PULSANTE	BOTÃO DE PRESSÃO
RADIATOR	RADIADOR	RADIATORE	RADIADOR
RADIATOR UNIT	CONJUNTO RADIADOR	INSIEME RADIATORE	CONJUNTO RADIADOR
RED DIESEL	GASÓLEO ROJO	GASOLIO ROSSO	GASÓLEO VERMELHO
REDUCER GLAND			
REDUCTION	REDUCCIÓN	RIDUZIONE	REDUÇÃO
REFINERY KIT	KIT REFINERÍA	KIT RAFFINERIA	KIT DE REFINAÇÃO
REGULATOR			
RELAY	RELÉ	RELÈ	RELÉ
REPAIR MANUAL	MANUAL DE REPARACIÓN	MANUALE DI RIPARAZIONE	MANUAL DE REPARAÇÃO
RIGID PIPE	TUBO RÍGIDO	TUBO RIGIDO	TUBO RÍGIDO
RIM	LLANTA	CERCHIONE	JANTE
RING	CORONA	CORONA	COROA
RING- RUBBER	ANILLO ELÁSTICO	ANELLO ELASTICO	ANILHA DE FREIO
ROCKER BUTTON	BOTÓN BÁSCULA	PULSANTE OSCILLANTE	BOTÃO BASCULANTE

English	Español	Italiano	Português
ROLLER	RODILLO	RULLO	ROLETE
ROTARY KNOB WITH KEY	BOTÓN GIRATORIO DE LLAVE	MANOPOLA GIREVOLE CON CH	BOTÃO ROTATIVO DE CHAVE
RUBBER	CAUCHO	GOMMA	
SAFETY SEAL PLUG	TAPÓN OPÉRCULO	TAPPO FORO	BUJÃO OPÉRCULO
SEAL	OBTURADOR	OTTURATORE	OBTURADOR
SEAL KIT	BOLSITA DE JUNTAS	BUSTINA DI GIUNTI	EMBALAGEM DE JUNTAS
SEALING RING	JUNA DE ESTANQUEIDAD	GUARNIZIONE DI TENUTA	JUNTA DE VEDAÇÃO
SELF-LOCKED NUT	TUERCA DE AUTOFRENADO	DADO AUTOFRENATO	PORCA DE SEGURANÇA
SHAFT	TONEL	FUSTO	TAMBOR
SHEATH	CONDUCTO	RIVESTIMENTO	MANGA
SHEET METAL SUPPORT	CHAPA SOPORTE	LAMIERA SUPPORTO	CHAPA SUPORTE
SINGLE-AXIS JOYSTICK	MANIPULADOR 1 EJE	MANIPOLATORE 1 ASSE	MANIPULADOR 1 EIXO
SLEW BEARING	CONJUNTO CORONA ORIENTACIÓN	INS. CORONA ORIENT.	CONJ.COROA DE ORIENTAÇÃO
SLIDE	CAJÓN	SARACINESCA	GAVETA
SLOPE SENSOR	DETECTOR DE INCLINACIÓN	RIVELATORE DI INCLINAZIONE	DETECTOR DE INCLINAÇÃO TRANSVERSAL
SOCKET	ROTULA	TESTA SFERICA	RÓTULA
SOLENOID VALVE	ELECTROVÁLVULA	ELETTROVALVOLA	ELECTROVÁLVULA
SPACER	DISTANCIADOR	DISTANZIATORE	ESPAÇADOR
SPOTLIGHT	PROYECTOR	PROIETTORE	FAROL
SPRAY NOZZLE	SURTIDOR	UGELLO	PULVERIZADOR
STARTER	ARRANCADOR	AVVIATORE	MOTOR DE ARRANQUE
STEERING BLOCK	BLOQUE DE DIRECCIÓN	BLOCCO DI DIREZIONE	BLOCO DE DIRECÇÃO
STEERING BOX	CAJA DE DIRECCIÓN	SCATOLA STERZO	
STIRRUP	ESTRIBO	STAFFA	GRAMPO
STOP	TOPE	ARRESTO	BATENTE
STRAINER	ALCACHOFA	SUCCHIERUOLA	FILTRO PASSADOR
STRAP	CINCHA	CINGHIA	CORREIA
STRENGTHENER	REFUERZO	RINFORZO	REFORÇO
STUD	ESPIGA	CAVICCHIO	PERNO
SUB-FRAME	CHASIS	TELAIO	CHASSIS
SUPPORT	PATIN	MANIGLIA	SUPORTE
SWEEPER	BARREDORA	SPAZZATRICE	VARREDORA
SWITCH BOX	CONMUTADOR	COMMUTATORE	COMUTADOR
SWIVEL JOINT UNIT	CONJUNTO JUNTA GIRATORIA	INSIEME GIUNTO GIREVOLE	CONJUNTO JUNTA GIRATÓRIA
TELESCOPE	TELESCOPIO	BRACCIO TELESCOPICO	TELESCÓPIO

English	Español	Italiano	Português
TENSIONER	TENSOR	TENDITORE	TENSOR
TERMINAL BLOCK	REGLETA	MORSETTIERA	DELIMITADOR
TERMINAL COVER			
TERMINAL PARTITION BLOCK	BLOQUE PARED TERMINAL	BLOCCO TRAMEZZO TERMINALE	BLOCO PAREDE TERMINAL
THIN NUT	TUERCA INFERIOR	DADO BASSO	PORCA BAIXA
TIE ROD	TIRANTE	TRAVE	TIRANTE
TIGHTENING COLLAR	ABRAZADERA APRIETE	COLLARE DI SERRAGGIO	BRAÇADEIRA DE APERTO
TILT ASSEMBLY	UNIDAD INCLINACIÓN	INSIEME INCLINAZIONE	CONJUNTO INCLINAÇÃO
TIRE	NEUMÁTICO	PNEUMATICO	PNEU
TURNTABLE ASSEMBLY	CONJUNTO TORRETA	INSIEME TORRETTA	CONJUNTO TORRE
TURNTABLE CONTROL BOX	ETIQUETA PUPITRE TORRETA	ETICHETTA QUADRO TORRETTA	ETIQUETA MESA TORRE
TURRET	TORRETA	TORRETA	TORRE
TURRET UNIT	GRUPO TORRETA	GRUPPO TORRETTA	GRUPO TORRE
UPPER CONTROL BOX	PUPITRE ALTO	CONSOLLE SUPERIORE	MESA SUPERIOR
USA LABELS	ETIQUETAS EE.UU	ETICHETTAS USA	ETIQUETAS USA
USA OPTION	OPCIÓN EE.UU	OPZIONE USA	OPÇÃO USA
VALVE	GRIFO	RUBINETTO	TORNEIRA
VARIABLE SPEED UNIT	VARIADOR	VARIATORE	VARIADOR
WASHER	ARANDELA	RONDELLA	ANILHA
WATER PUMP	BOMBA DE AGUA	POMPA DELL'ACQUA	BOMBA DE ÁGUA
WHEEL NUT	TUERCA DE RUEDA	DADO DI RUOTA	PORCA DE RODA
WIRE	HILO	FILO	FIO

English	Svenska	Suomi	Românà
« BODY CRUSHING » LABEL	ETIKETT "SÖNDERKLÄMNING AV KROPPEN"	ETIKETTI "VARTALO VOI JÄÄDÄ PURISTUKSIIN"	ETICHETA "PERICOL DE RANIRE CORP"
« MANUAL CONTROL »	ETIKETT "MANUELLT REGLAGE"	ETIKETTI "KÄSIOHJAUS"	ETICHETA "COMANDA MANUALA"
3 POSITION KNOB	KNAPP, 3 LÄGEN	3-ASENTOPAINIKE	
ADAPTOR	ADAPTER	NAARASADAPTERI	ADAPTOR
ADJUSTABLE BEND	INSTÄLLBART KNÄRÖR	KÄÄNTYVÄ TAIVE	COT ORIENTABIL
AIR FILTER	LUFTFILTER	ILMANSUODATIN	FILTRU DE AER
ALTERNATOR	VÄXELSTRÖMSGENERATOR	VAIHTOVIRTAGENERAATTORI	ALTERNATOR GENERATOR
ANTI-EXTRUSION SEAL	STÖDPACKNING	TUKITIIVISTE	
ARM	ARM	PUOMI	BRAT
ARM ASSEMBLY	ARMENHET	PUOMIT	ANSAMBLU BRAT
AXLE LOCKING UNIT	ENHET, BLOCKERING AV HJULAXEL	LUKITUSAKSELI-KOKONAISUUS	
BALL	KULA	KUULA	BILA, TRAVERSA
BALL BEARING	KULLAGER	KUULATELA	RULMENTCU BILE
BALL JOINT END FITTING	ÄNDSTYCKE MED KULLED	PALLONIVELELLÄ VARUSTETTU ISTUKKA	RACORD ARTICULATIE SFERICA
BAR	STÅNG	TANKO	
BASE	SOCKEL	KEHYS	PLACA DE BAZA
BASKET	KORG	KORI	LADA, COS
BASKET HOLDER	KORGSTÖD	KORIN KANNATIN	
BATTERY- STARTER	STARTBATTERI	KÄYNNISTYSPARISTO	ACUMULATOR DE PORNIRE
BEARING BUSH	BUSSNING	TUKILAAKERI	CUZINET
BELLEVILLE WASHER	BELLEVILLEFJÄDER	BELLEVILLE-LAATTA	SAIBA, INEL BELLEVILLE
BELT	REM	HIHNA	CUREA
BEND	KNÄRÖR	TAIVE	COT
BOOM ASSEMBLY	KRANARMSENHET	TORNIN PUOMIT	ANSAMBLU SAGEATA(SUB GREUTATEA PROPIE)
BULB	GLÖDLAMPA	LAMPPU	BEC
BUNDLES	ENH. KABELHÄRVOR	SÄDEKIMPPUKOKONAISUUS	
BUZZER	SUMMER	SUMMERI	BUZER
CABLE	KABEL	VAIJERI	CABLU
CABLING TIP	ANSLUTNINGSSTYCKE FÖR KABLAR	KAAPELISUUTIN	
CAP	LYKTGLAS	PYÖRÖHIONTAKAPPALE	
CARBONS BRUSHES HOLDER	BORSTHÅLLARE	HARJA-ALUSTA	
CARTRIDGE	INSATS	KASETTI	CARTUS
CHARGING CELL	LADDNINGSCELL	KUORMASOLU	
CHOCK	KIL	KIILA	CALA
CIRCUIT BREAKER	STRÖMBRYTARE	KATKAISIN	INTRERUPATOR,DISJUNCTOR
CIRCUIT SELECTOR	RBSICHERHEIT "LOXAM"	VEILIGHEID PLATFORM "LOXAM"	
CLAMP TWIN SERIE	DUBBEL KLINGFLÅNS	KAKSOISARJAKAULUS	
CLEVIS PIN	SLÄT YTTERKÅPA	SILEÄ UROSSUOJUS	PLACA NETED
COIL	SPOLE	KELA	BOBINA
COMPRESSED AIR SET	TRYCKLUFTSENHET	PAINEILMARYHMÄ	ASAMBLARE (AGREGAT) CU AER COMPRIMAT
COMPRESSION SPRING	TRYCKFJÄDER	PURISTUSJOUSI	ARC DE COMPRESIE
COMPUTER	STYRBOX	LASKIN	

English	Svenska	Suomi	Romànà
CONNECTING ROD	LANK	KIERTOKANKI	
CONNECTOR	ANSLUTNING	LIITIN	CONECTOR
CONSOLE	KONSOL	KONSOLI	
CONTACT BLOCK	HEL HUVUDDEL	KOKO RUNKO	CORP COMPLET
CONTROL BLOCK	REGLERBLOCK	SÄÄTÖPESÄ	BLOC REGULATOR
CONTROL BOX UNIT	MANÖVERPANELSENHET	OHJAUSPÖYTÄKOKONAISUUS	
COPPER SEAL	KOPPARPACKNING	KUPARITIIVISTE	GARNITURA CUPRU
COUNTERWEIGHT ASSEMBLY	MOTVIKTSENHET	VASTAPAINOJÄRJESTELMÄ	ANSAMBLU CONTRA-GREUTATE
COVER	LOCK	KANSI	CAPAC
COVER PLATE	TÄCKPLÅT	SULKULAATTA	PLACA DE INCHIDERE
COWLING ASSEMBLY	KÅPA	SUOJAKOTELOKOKONAISUUS	
CRUSH PROTECTION BAR	SKYDDSBOM MOT KLÄMSKADOR	MURSKAUTUMISELTA SUOJAAVA TANKO	BARA DE PROTECTIE ANTI-LOVIRE
CYLINDER BLOCK	DOMKRAFTSHUS	SYLINTERIRUNKO	CORP DE CRIC
DIESEL OIL FILTER	BRÄNSLEFILTER	DIESELÖLJYSUODATIN	
DISPLAY	DISPLAY	NÄYTTÖLAITE	
DOCUMENT HOLDER	DOKUMENTHÅLLARE	ASIAKIRJATELINE	PORT-DOCUMENTE
DOOR	LUCKA	OVI	
DOUBLE-AXIS JOYSTICK	REPARATIONSHANDBOK	KYTKIN 2 AKSELIA	MANIPULATOR 2 AXE
DRIVING BLOCK	ÖVERFÖRINGSENHET	KULJETUSLOHKO	BLOC DE TRANSLATIE
ELECTRICAL CABINET	KOPPLINGSDOSA	SÄHKÖKOTELO	CUTIE ELCTRICA
EQUAL T-PIECE	JÄMN T-KOPPLING	SAMANARVOINEN T-KAPPALE	TE ÉGAL
EXHAUST KIT	AVGASSATS	PAKOPUTKISARJA	
EXHAUST PIPE EXTENSION	AVGASRÖRSFÖRLÄNGNING	PAKOPUTKEN JATKE	
FAN	FLÄKT	TUULETIN	
FAN PROPELLER	FLÄKTPROPELLER	TUULETUSPOTKURI	
FASTENER	KRAFTÖVERFÖRING	KIINNITYSVYÖ	
FEMALE ORFS UNION	FÖRBINDNING, HONTYP, ORFS	ORFS-NAARASLIITTO	
FIXING PLATE	FÄSTPLATTA	KIINNITYSLAATTA	PLACA DE FIXARE
FLANGE	FLÄNS	PIDIKE	BRIDA FLANSA CLAMA
FLASHING BEACON	ROTATIONSLJUS	PYÖRIVÄ VALONHEITIN	GIROFAR
FLASHING LIGHT	BLINKLJUS	VILKKUVALO	SEMNAL LUMINOS
FLAT WASHER	FLAT BRICKA	LITTEÄ LAATTA	SAIBA PLATA
FLOOR	GOLV	LATTIA / LAVA	PLANSEU
FLOW DIVIDER	FLÖDESDELARE	VIRTAUKSEN JAKAJA	DIVIZOR DE DEBIT
FOAM	SKUMPLAST	VAAHTO	SPUMA
FRICTION PAD	FRIKTIONSDÄMPARE	JALAS JOKSEENKIN HANKAAMINEN	
FUEL PREFILTER	FÖRFILTER FÖR BRÄNSLE	POLTTOAINEEN ETUSUODATIN	
FUEL TANK ASSEMBLY	BRÄNSLETANKSENHET	POLTTOAINESÄILIÖT	ANSAMBLU REZERVOR DE CARBURANT
FUSE	SÄKRING	SULAKE	FUZIBIL
FUSE HOLDER	SÄKRINGSHÅLLARE	SULAKKEEN PIDIKE	PORT-FUZIBIL
GAITER	DAMASK	PALJE	BURDUF
GAS SPRING	GASFJÄDER	KAASUJOUSI	ARC PENTRU GAZ
GLUE	LIM	LIIMA	
GREASE POINT COVER	LOCK FÖR FETTNIPPEL	VOITELIJAN SUOJUS	PANOU UNGATOR
GUARDRAIL	RÄCKE	SUOJAKAIDE	BALUSTRADA
GUIDE PAD	STYRMED	OHJAUSLUISTIN	PATINA DE GHIDAJ

English	Svenska	Suomi	Românà
GUIDE RING	GLIDBUSSNING	OHJAUSRENGAS	INEL/BUCSA DE GHIDARE
HAULOTTE LOGO	SYMBOL HAULOTTE	HAULOTTE -MERKKI	
HOLDER	FÄSTE	TUKI	SUPORT
HORN (WARNING SIGNAL)	SIGNALHORN	ÄÄNITORVIVAROITIN	
HOSE	SLANG	JOUSTOLETKU	DURITATE
HOSE ASSEMBLIES	SLANGENHET	JOUSTAVAT KOKONAISUUDET	ANSAMBLU TAMPOANE FLEXIBILE
HOSE RADIATOR	KYLARSLANG	JÄÄHDYTTIMEN KUMIPUTKI	
HYDRAULIC OIL			
HYDRAULIC SECTION	HYDRAULISK ENHET	HYDRAULINEN KOKONAISUUS	
HYDRAULIC TANK ASSEMBLY	HYDRAULBEHÅLLARE	HYDRAULIIKKASÄILIÖT	ANSAMBLU REZERVOR HIDRAULIC
HYDRAULIC TUBE	HYDRAULRÖR	HYDRAULIIKKAPUTKI	TUB(CONDUCTA) HIDRAULICA
INSERT	INLÄGG	VAHVIKE	INTRODUCERE/INSERARE
INTERNAL COMBUSTION ENGINE OIL	OLJA FÖR VÄRMEMOTOR	POLTTOMOOTTORIN ÖLJY	
JIB ASSEMBLY	JIBBENHET	RIIPPUJÄRJESTELMÄ	ANSAMBLU PENDULAR
JUNCTION BLOCK	UTTAGSPLINT	LIITOSLOHKO	
JUNCTION BLOCK	ANSLUTNINGSBLOCK	LIITOSKISKO	BLOC DE RACORDARE
KEY	KIL	HAPSICHORD	
KIT	SATS	HUOLTOTARVIKESARJA	
LATCH	TÄT	SALPA	ZAVOR
LED CARD	DIODKORT	LED-KORTTI	
LEVEL DETECTOR	NIVÅDETEKTOR	TASOTUNNISTIN	
LEVER	SPAK	VIPU	LEVIER
LIGHT	KONTROLLAMPA	MERKKIVALO	VAZATOR
LIGHT SUPPORT	LAMPSTÖD	LAMPPUTUKI	
LINK ROD	STAG	TANKO	BIELETA
LIPPED SEAL	PACKBOX	HUULINIVEL	GARNITURA DE INTRARE
LOCK	LÅS	LUKKO	
LOOM	KABELHÄRVA	KEILA	FASCICUL
LOWER PANEL	NEDRE PANEL	ALAOHJAUSPÖYTÄ	PUPITRU MIC
LUG	KABELSKOR	LIITIN	LAMA DE RACORD, PAPUC DE CABLU, URECHE
MAGNET	MAGNET	MAGNEETTI	
MALE EVEN BEND	KNÄRÖR AV HANTYP	UROSTAIVE	COT INEGAL
MALE UNION	ANSLUTNING AV HANTYP	UROSLIITOS	LEGATURA
MANIFOLD	UPPSAMLARE	KERÄÄJÄ	
MANUFACTURER PLATE	TILLVERKARSKYLT	RAKENNUSLEVY	PLACA DE BAZA/CONSTRUCTOARE
MOTOR ASSEMBLY	MOTORENHET	MOOTTORIJÄRJESTELMÄ	ANSAMBLU MOTOR
MOULDED COUNTERWEIGHT	MOTVIKT, GJUTGODS	MUOTITETTU VASTAPAINO	CONTRAGREUTATE AJUSTATA
NEOPRENE SEAL	NEOPRENPACKNING	NEOPREENITIIVISTE	GARNITURA NEOPREN
O-RING	O-RING	O-RENGASTIIVISTE	MANSETA DE ROTATIE
OIL FILTER	OLJEFILTER	ÖLJYNSUODATIN	FILTRU DE ULEI
OIL FOR HOT COUNTRIES	OLJA FÖR VARMA KLIMAT	ÖLJY LÄMPIMÄT MAAT	ULEI PENTRU TARILE CALDE
ON/OFF MOVEMENTS BLOCK	RÖRELSEBLOCK ALLT ELLER INGENTING	KAIKKI TAI EI MITÄÄN LOHKO	BLOC MISCARE TOTUL SAU NIMIC
ONE-WAY DOUBLE VALVE	DUBBEL BAKSLAGSVENTIL	KAKSINKERTAINEN PALAUTUKSENESTOLÄPPÄ	CLAPETA ANTI - RETUR DUBLU
ONE-WAY VALVE	BAKSLAGSVENTIL	PALAUTUKSENESTOLÄPPÄ	CLAPETA ANTI - RETUR

English	Svenska	Suomi	Românà
OPERATING MANUAL	TILLVAL UTFORMNING	KAYTTOOPAS	
OPTION	TILLVAL	VAIHTOEHTO	OPTIUNE
OSCILLATING CASE	SVÄNGCHASSI	EPÄVAKAISUUS	
PAD	GLIDYTA	LUISTIN	PATINA
PIN	HYLSA	HOLKKI	DULIE, SOCLU
PISTON	KOLV	MÄNTÄ	PISTON
PISTON PUMP	KOLVPUMP	MÄNTÄPUMPPU	POMPA CU PISTON
PIVOT	BULT	LAAKERITAPPI	PIVOT
PLASTIC CAP	PLASTPLUGG	MUOVINEN TULPPA	
PLASTIC SPIRAL HOSE	FLEXIBEL PLASTSPIRAL	JOUSTAVA MUOVISPIRAALI	SPIRALA PLASTIC SUBTIRE
PLUG	STICKKONTAKT	PISTOKE	FISA
PLUG	PLUGG	TULPPA	DOP, CAPAC INSURUBAT, BUSON
PLUG SOCKET	UTTAG	OTTO	PRIZA
POSITION SENSOR	LÄGESGIVARE	ASENTO-OSOITIN	
POWER SUPPLY SECTION	ELSYSTEM	SÄHKÖKOKONAISUUS	
PRE-HEATING UNIT	FÖRVÄRMNINGSENHET	ESILÄMMITYSKOTELO	
PREHEATER PLUG	GLÖDSTIFT	ESILÄMMITYSSYTYTYSTULPPA	BUJIE INCANDESCENTA/DE PREINCALZIRE
PRESSURE BALANCE	BALANSERSTÅNG	TEHDÄ HUVIRETKI JOKSEENKIN KOVISTAA	
PRESSURE FILTER	TRYCKFILTER	PAINESUODATIN	FILTRE DE PRESIUNE
PRESSURE LIMITER	TRYCKBEGRÄNSARE	PAINEEN RAJOITIN	LIMITATOR DE PRESIUNE
PRESSURE SENSOR	TRYCKGIVARE	PAINEANTURI	
PROPORTIONAL VALVE	PROPORTIONALVENTIL	SUHTEELLINEN VENTTIILI	VALVA PROPORTIONALA
PROTECTIVE CAP	SKYDDSPLUGG	SUOJATULPPA	
PROTECTIVE FILM	SKYDDSHINNA	SUOJAKALVO	
PROTECTIVE PLATE	SKYDDSPLÅT	SUOJALAATTA	PLACA DE PROTECTIE
PROXIMITY DETECTOR	NÄRHETSSENSOR	LÄHEISYYDENILMAISIN	
PUMP	PUMP	PUMPPU	POMPA
PUMP + COUPLING	KOPPLING + PUMP	LIITIN + PUMPPU	
PUSH BUTTON	TRYCKKNAPP	PAINONAPPI	BUTON DE PRESARE/ACTIONARE
RADIATOR	KYLARE	LÄMPÖPATTERI	RADIATOR
RADIATOR UNIT	KYLARENHET	LÄMMITYSPATTERIKOKONAISUUS	
RED DIESEL	RÖD DIESEL	KEVYT POLTTOÖLJY	
REDUCER GLAND			
REDUCTION	REDUKTION	HIDASTIN	
REFINERY KIT	RENINGSSATS	PUHDISTUSSARJA	KIT DE RAFINARIE
REGULATOR			
RELAY	RELÄ	RELE	RELEU
REPAIR MANUAL	TILLVAL AUSTRALIEN	KORJAUSKÄSIKIRJA	
RIGID PIPE	STYV SLANG	JÄYKKÄ PUTKI	CONDUCTA RIGIDA
RIM	FÄLG	VANNE	JANTA
RING	KRANS	HAMMASKEHÄ	COROANA
RING- RUBBER	KLUVEN KONISK BUSSNING	JOUSTORENGAS	INEL ELASTIC
ROCKER BUTTON	VIPPKNAPP	LAUTANAPPI	
ROLLER	RULLE	TELA	ROLA

English	Svenska	Suomi	Românà
ROTARY KNOB WITH KEY	VRIDKNAPP MED NYCKEL	AVAIMELLA VARUSTETTU KIERTONAPPI	BUTON ROTATIV CU CHEIE
RUBBER	GUMMI	KUMI	
SAFETY SEAL PLUG	LOCK	KORKKI	
SEAL	TÄCKPLÅT	SULJIN	OBTURATOR
SEAL KIT	PÅSE MED PACKNINGAR	TIIVISTEKOTELO	LOCAS DE GARNITURI
SEALING RING	TÄTNINGSLIST	TIIVIS LIITOS	MANSETA DE ETANSARE
SELF-LOCKED NUT	SJÄLVLÅSANDE MUTTER	ITSEJARRUTTAVA MUTTERI	PIULITA CU AUTOFRINARE
SHAFT	#REF!	KAAPELIKENGÄN HOLKKI	
SHEATH	KANAL	VAIPPA	CANAL
SHEET METAL SUPPORT	STÖDPLÅT	TUKILEVY	
SINGLE-AXIS JOYSTICK	BRYTARE	KYTKIN 1 AKSELI	MANIPULATOR 1 AXA
SLEW BEARING	ORIENT. KRONENHET	OHJAUSHAMMASPYORÄ	
SLIDE	LÅDA	LAATIKKO	
SLOPE SENSOR	LUTNINGSDETEKTOR	KALTEVUUSANTURI	DETECTOR DE DEVERSARE
SOCKET	KULLED	PALLONIVEL	ROTULA
SOLENOID VALVE	MAGNETVENTIL	SÄHKÖVENTTIILI	ELECTRO-VALVA
SPACER	MELLANLÄGG	VÄLITUKI	ANTRETUAZA
SPOTLIGHT	STRÅLKASTARE	KUVANHEITIN	PROIECTOR
SPRAY NOZZLE	MUNSTYCKE	SUUTIN	JIGLOR
STARTER	STARTMOTOR	KÄYNNISTIN	DEMAROR
STEERING BLOCK	STYREHET	OHJAUSLOHKO	BLOC DE DIRECTIE
STEERING BOX	STYRVÄXEL	SUUNTAUSLAATIKKO	
STIRRUP	BYGEL	HAKA	ETRIER
STOP	ANSLAG	RAJOITIN	PIEDICA OPRITOR
STRAINER	SIL	SIIVILÄ	FILTRU
STRAP	REM	HIHNA	
STRENGTHENER	FÖRSTÄRKNING	VAHVIKE	INTARIRE
STUD	GÄNGTAPP	TAPPI	TIRANT, SURUB CU FILET LA AMBELE CAPETE
SUB-FRAME	CHASSI	RUNKO	
SUPPORT	STÖTTA	TUKI	CALA DE SPRIJIN, REAZEM DE PANTA
SWEEPER	SOPMASKIN	LAKAISUKONE	
SWITCH BOX	OMKOPPLARE	KYTKIN	COMUTATOR
SWIVEL JOINT UNIT	ROTERSKARV	PYÖRIVÄ LIITOSKOKONAISUUS	
TELESCOPE	TELESKOP	TELESKOOPPI	
TENSIONER	SPÄNNARE	VETOTANKO	INTINZATOR/EXTENSOR
TERMINAL BLOCK	ANSLUTNINGSPLINT	RIVILIITINKOTELO	LIMITATOR
TERMINAL COVER			
TERMINAL PARTITION BLOCK	SLUTVÄGGSBLOCK	VÄLISEINÄLOHKO PÄÄTE	BLOC ÎNCHIDERE TERMINALA
THIN NUT	NEDRE MUTTER	ALAMUTTERI	PIULITA JOS
TIE ROD	DRAGBULT	TANKO	TIRANT
TIGHTENING COLLAR	SLANGKLÄMMA	LETKUNKIRISTIN	COLIER DE STRINGERE
TILT ASSEMBLY	LUTNINGSENHET	KALTEVAT PINNAT	ASAMBLARE SUPRAINALTARE SINA
TIRE	DÄCK	RENGAS	PNEU
TURNTABLE ASSEMBLY	PLATTFORMSENHET	KOTONA SOPIA PANSSARITORNI	
TURNTABLE CONTROL BOX	DEKAL MANÖVERPANEL PÅ PLATTFORM	TARRA RUNGON OHJAUSPÖYTÄ	ETICHETA PUPITRU TURELA

English	Svenska	Suomi	Românà
TURRET	SVANGSKIVA	TORNI	TURELA
TURRET UNIT	SVÄNGSKIVEAGGREGAT	TORNIRYHMÄ	
UPPER CONTROL BOX	ÖVRE PANEL	YLÄOHJAUSPÖYTÄ	PUPITRU INALT
USA LABELS	ETIKETTER USA	ETIKETIT USA	
USA OPTION	TILLVAL FÖR USA	USA-OPTIO	
VALVE	KRAN	HANA	ROBINET
VARIABLE SPEED UNIT	VARIATOR	VARIAATTORI	VARIATOR
WASHER	BRICKA	LAATTA	RONDELA SAIBA INEL
WATER PUMP	VATTENPUMP	VESIPUMPPU	
WHEEL NUT	HJULMUTTER	PYÖRÄMUTTERI	PIULITA DE ROATA
WIRE	TRÅD	LANKA	FIR